

ALL CONTESTS
MILWAUKEE COUNTY
2020 General Election

SUMMARY STATEMENT OF THE BOARD OF CANVASSERS

The total number of votes cast for the **PRESIDENT OF THE UNITED STATES**
 was **458,971**

of which	Joseph R. Biden / Kamala D. Harris	received	317,270
	Donald J. Trump / Michael R. Pence	received	134,357
	Don Blankenship / William Mohr	received	623
	Jo Jorgensen / Jeremy Spike Cohen	received	4,340
	Brian Carroll / Amar Patel	received	751
	Kasey Wells (write-in)	received	3
	Jade Simmons/Claudelia J. Roze (write-in)	received	6
	President R19 Boddie (write-in)	received	1
	Howie Hawkins / Angela Walker (write-in)	received	214
	Gloria La Riva/Sunil Freeman (write-in)	received	37
	Kanye West / Michelle Tidball (write-in)	received	107
	Mark Charles/Adrian Wallace (write-in)	received	11
	SCATTERING	received	1,251

The total number of votes cast for the **REPRESENTATIVE IN CONGRESS DISTRICT 1**
 was **55,627**

of which	Roger Polack	received	23,566
	Bryan Steil	received	32,032
	SCATTERING	received	29

The total number of votes cast for the **REPRESENTATIVE IN CONGRESS DISTRICT 4**
 was **311,697**

of which	Gwen S. Moore	received	232,668
	Tim Rogers	received	70,769
	Robert R. Raymond	received	7,911
	SCATTERING	received	349

The total number of votes cast for the **REPRESENTATIVE IN CONGRESS DISTRICT 5**
 was **79,714**

of which	Tom Palzewicz	received	45,404
	Scott Fitzgerald	received	34,243
	SCATTERING	received	67

The total number of votes cast for the **REPRESENTATIVE IN CONGRESS DISTRICT 6**
was **1,314**

of which	Jessica J. King	received	686
	Glenn Grothman	received	627
	SCATTERING	received	1

The total number of votes cast for the **STATE SENATOR DISTRICT 4**
was **63,458**

of which	Lena C. Taylor	received	62,405
	SCATTERING	received	1,053

The total number of votes cast for the **STATE SENATOR DISTRICT 6**
was **67,855**

of which	LaTonya Johnson	received	60,057
	Alciro Deacon	received	7,555
	Michelle Bryant (write-in)	received	142
	SCATTERING	received	101

The total number of votes cast for the **STATE SENATOR DISTRICT 8**
was **34,380**

of which	Neal Plotkin	received	22,599
	Alberta Darling	received	11,761
	SCATTERING	received	20

The total number of votes cast for the **STATE SENATOR DISTRICT 28**
was **60,480**

of which	Adam Murphy	received	28,903
	Julian Bradley	received	31,526
	SCATTERING	received	51

The total number of votes cast for the **REPRESENTATIVE TO THE ASSEMBLY DISTRICT 7**
was **20,009**

of which	Daniel G. Riemer	received	19,431
	SCATTERING	received	578

The total number of votes cast for the **REPRESENTATIVE TO THE ASSEMBLY DISTRICT 8**

was **11,326**

of which	Sylvia Ortiz-Velez	received	8,914
	Angel C. Sanchez	received	2,375
	Michael Rivera (write-in)	received	0
	SCATTERING	received	37

The total number of votes cast for the **REPRESENTATIVE TO THE ASSEMBLY DISTRICT 9**

was **16,464**

of which	Marisabel Cabrera	received	11,981
	Veronica Diaz	received	4,458
	Erin Schmidt (Write-In)	received	0
	SCATTERING	received	25

The total number of votes cast for the **REPRESENTATIVE TO THE ASSEMBLY DISTRICT 10**

was **22,438**

of which	David Bowen	received	22,208
	SCATTERING	received	230

The total number of votes cast for the **REPRESENTATIVE TO THE ASSEMBLY DISTRICT 11**

was **21,654**

of which	Dora Drake	received	18,329
	Orlando Owens	received	3,299
	SCATTERING	received	26

The total number of votes cast for the **REPRESENTATIVE TO THE ASSEMBLY DISTRICT 12**

was **22,699**

of which	LaKeshia N. Myers	received	18,539
	Ozell Cox	received	4,117
	SCATTERING	received	43

The total number of votes cast for the **REPRESENTATIVE TO THE ASSEMBLY DISTRICT 13**

was **20,043**

of which	Sara Rodriguez	received	11,800
	Rob Hutton	received	8,225
	SCATTERING	received	18

The total number of votes cast for the **REPRESENTATIVE TO THE ASSEMBLY DISTRICT 14**

was **21,140**

of which	Robyn Vining	received	13,838
	Bonnie Lee	received	7,288
	Linda Boucher (write-in)	received	0
	SCATTERING	received	14

The total number of votes cast for the **REPRESENTATIVE TO THE ASSEMBLY DISTRICT 15**

was **17,835**

of which	Jessica Katzenmeyer	received	8,974
	Joe Sanfelippo	received	8,835
	SCATTERING	received	26

The total number of votes cast for the **REPRESENTATIVE TO THE ASSEMBLY DISTRICT 16**

was **19,867**

of which	Kalan Haywood	received	17,664
	Dennis C. Walton	received	2,153
	SCATTERING	received	50

The total number of votes cast for the **REPRESENTATIVE TO THE ASSEMBLY DISTRICT 17**

was **26,089**

of which	Supreme Moore Omokunde	received	22,418
	Abie Eisenbach	received	3,638
	SCATTERING	received	33

The total number of votes cast for the **REPRESENTATIVE TO THE ASSEMBLY DISTRICT 18**

was **18,964**

of which	Evan Goyke	received	18,775
	SCATTERING	received	189

The total number of votes cast for the **REPRESENTATIVE TO THE ASSEMBLY DISTRICT 19**

was **35,139**

of which	Jonathan Brostoff	received	27,552
	Helmut Fritz	received	7,535
	SCATTERING	received	52

The total number of votes cast for the **REPRESENTATIVE TO THE ASSEMBLY DISTRICT 20** was **23,492**

of which	Christine M. Sinicki	received	22,750
	SCATTERING	received	742

The total number of votes cast for the **REPRESENTATIVE TO THE ASSEMBLY DISTRICT 21** was **32,466**

of which	Erik Brooks	received	14,708
	Jessie Rodriguez	received	17,729
	SCATTERING	received	29

The total number of votes cast for the **REPRESENTATIVE TO THE ASSEMBLY DISTRICT 22** was **1,797**

of which	Janel Brandtjen	received	1,604
	SCATTERING	received	193

The total number of votes cast for the **REPRESENTATIVE TO THE ASSEMBLY DISTRICT 23** was **17,816**

of which	Deb Andraca	received	11,685
	Jim Ott	received	6,119
	SCATTERING	received	12

The total number of votes cast for the **REPRESENTATIVE TO THE ASSEMBLY DISTRICT 24** was **13,426**

of which	Emily Siegrist	received	9,150
	Dan Knodl	received	4,263
	SCATTERING	received	13

The total number of votes cast for the **REPRESENTATIVE TO THE ASSEMBLY DISTRICT 82** was **34,249**

of which	Jacob Malinowski	received	15,925
	Ken Skowronski	received	17,205
	Marc Adam Ciske	received	1,098
	SCATTERING	received	21

The total number of votes cast for the **REPRESENTATIVE TO THE ASSEMBLY DISTRICT 83**

was **5,243**

of which	Alan R. DeYoung	received	2,337
	Chuck Wichgers	received	2,902
	SCATTERING	received	4

The total number of votes cast for the **REPRESENTATIVE TO THE ASSEMBLY DISTRICT 84**

was **15,145**

of which	Mike Kuglitsch	received	14,409
	SCATTERING	received	736

The total number of votes cast for the **MILWAUKEE COUNTY DISTRICT ATTORNEY**

was **344,700**




of which	John T. Chisholm	received	336,608
	SCATTERING	received	8,092

Certification of the Board of Canvassers

We, the undersigned, certify that we are the members of the Board of Canvassers for MILWAUKEE County.

We certify that the attached tabular statement of Votes Cast and Summary Statement of the Board of Canvassers, canvassed and prepared by us, are correct and true as compiled from the original returns made to the MILWAUKEE County Clerk.

BOARD OF CANVASSERS

(1)  (2) 
(3) 

(Date) Monday, November 16, 2020

