

**ALL CONTESTS
MILWAUKEE COUNTY
2014 GENERAL ELECTION**

SUMMARY STATEMENT OF THE BOARD OF CANVASSERS

The total number of votes cast for the **GOVERNOR/LIEUTENANT GOVERNOR**

was **368,093**

of which

MARY BURKE/JOHN LEHMAN	received	231,316
SCOTT WALKER/REBECCA KLEEFISCH	received	132,706
DENNIS FEHR/No Candidate	received	1,046
ROBERT BURKE/JOSEPH M. BROST	received	2,607
MARY JO WALTERS (WRITE-IN)	received	14
STEVE R. EVANS (WRITE-IN)	received	0
JUMOKA A. JOHNSON (WRITE-IN)	received	6
BRETT D HULSEY (WRITE-IN)	received	2
JESSICA NICOLE PERRY (WRITE-IN)	received	0
SUSAN P. RESCH (WRITE-IN)	received	0
SCATTERING	received	396

The total number of votes cast for the **ATTORNEY GENERAL**

was **358,748**

of which

SUSAN V. HAPP	received	219,901
BRAD SCHIMEL	received	128,916
THOMAS A. NELSON, SR.	received	9,551
SCATTERING	received	380

The total number of votes cast for the **SECRETARY OF STATE**

was **350,993**

of which

DOUG LA FOLLETTE	received	228,262
JULIAN BRADLEY	received	110,905
JERRY BROITZMAN	received	3,583
ANDY CRAIG	received	7,796
SCATTERING	received	447

The total number of votes cast for the **STATE TREASURER**

was **347,935**

of which	DAVID L. SARTORI	received	209,866
	MATT ADAMCZYK	received	119,185
	ANDREW ZUELKE	received	2,974
	RON HARDY	received	9,312
	JERRY SHIDELL	received	6,193
	SCATTERING	received	405

The total number of votes cast for the **CONGRESSIONAL - DISTRICT 1**

was **41,158**

of which	ROB ZERBAN	received	13,221
	PAUL RYAN	received	27,880
	KEITH R. DESCHLER (WRITE-IN)	received	9
	SCATTERING	received	48

The total number of votes cast for the **CONGRESSIONAL - DISTRICT 4**

was **254,892**

of which	GWEN MOORE	received	179,045
	DAN SEBRING	received	68,490
	ROBERT R. RAYMOND	received	7,002
	SCATTERING	received	355

The total number of votes cast for the **CONGRESSIONAL - DISTRICT 5**

was **61,877**

of which	CHRIS ROCKWOOD	received	27,239
	F. JAMES SENSENBRENNER, JR.	received	34,491
	SCATTERING	received	147

The total number of votes cast for the **CONGRESSIONAL - DISTRICT 6**

was **1,007**

of which	MARK L. HARRIS	received	415
	GLENN GROTHMAN	received	575
	GUS FAHRENDORF	received	17
	SCATTERING	received	0

The total number of votes cast for the **STATE SENATE - DISTRICT 3**

was **30,166**

of which	TIM CARPENTER	received	29,291
	SCATTERING	received	875

The total number of votes cast for the **STATE SENATE - DISTRICT 5**

was **41,093**

of which	LEAH VUKMIR	received	26,966
	WENDY FRIEDRICH	received	13,688
	SCATTERING	received	439

The total number of votes cast for the **STATE SENATE - DISTRICT 7**

was **70,506**

of which	CHRIS J. LARSON	received	41,950
	JASON RED ARNOLD	received	28,387
	SCATTERING	received	169

The total number of votes cast for the **ASSEMBLY - DISTRICT 7**

was **19,928**

of which	DANIEL RIEMER	received	11,065
	SCOTT ESPESETH	received	8,800
	SCATTERING	received	63

The total number of votes cast for the **ASSEMBLY - DISTRICT 8**

was **6,454**

of which	JOCASTA ZAMARRIPA	received	5,155
	VINCENT SYNOWICZ	received	1,271
	SCATTERING	received	28

The total number of votes cast for the **ASSEMBLY - DISTRICT 9**

was **8,709**

of which	JOSH ZEPNICK	received	8,507
	SCATTERING	received	202

The total number of votes cast for the **ASSEMBLY - DISTRICT 10**

was **20,457**

of which	DAVID BOWEN	received	20,242
	SCATTERING	received	215

The total number of votes cast for the **ASSEMBLY - DISTRICT 11**

was **17,534**

of which	MANDELA BARNES	received	17,328
	SCATTERING	received	206

The total number of votes cast for the **ASSEMBLY - DISTRICT 12**
was **16,841**

of which	FREDERICK P. KESSLER	received	16,494
	RUSSELL GOODWIN (WRITE-IN)	received	3
	SCATTERING	received	344

The total number of votes cast for the **ASSEMBLY - DISTRICT 13**
was **10,560**

of which	ROB HUTTON	received	10,057
	SCATTERING	received	503

The total number of votes cast for the **ASSEMBLY - DISTRICT 14**
was **11,000**

of which	DALE KOOYENGA	received	10,345
	SCATTERING	received	655

The total number of votes cast for the **ASSEMBLY - DISTRICT 15**
was **14,298**

of which	JOHN F. WEISHAN, JR.	received	6,059
	JOE SANFELIPPO	received	8,207
	SCATTERING	received	32

The total number of votes cast for the **ASSEMBLY - DISTRICT 16**
was **16,444**

of which	LEON D. YOUNG	received	16,183
	SCATTERING	received	261

The total number of votes cast for the **ASSEMBLY - DISTRICT 17**
was **22,541**

of which	LA TONYA JOHNSON	received	19,666
	EUGENIE M. STACKOWITZ	received	2,802
	SCATTERING	received	73

The total number of votes cast for the **ASSEMBLY - DISTRICT 18**
was **16,773**

of which	EVAN GOYKE	received	16,522
	SCATTERING	received	251

The total number of votes cast for the **ASSEMBLY - DISTRICT 19**

was **22,196**

of which	JONATHAN BROSTOFF	received	18,077
	JOSEPH THOMAS KLEIN	received	3,943
	SCATTERING	received	176

The total number of votes cast for the **ASSEMBLY - DISTRICT 20**

was **23,922**

of which	CHRISTINE SINICKI	received	13,400
	MOLLY MCGARTLAND	received	10,481
	SCATTERING	received	41

The total number of votes cast for the **ASSEMBLY - DISTRICT 21**

was **16,626**

of which	JESSIE RODRIGUEZ	received	16,051
	SCATTERING	received	575

The total number of votes cast for the **ASSEMBLY - DISTRICT 22**

was **2,496**

of which	JESSIE READ	received	1,635
	JANEL BRANDTJEN	received	858
	SCATTERING	received	3

The total number of votes cast for the **ASSEMBLY - DISTRICT 23**

was **13,631**

of which	BETH L LUECK	received	6,566
	JIM OTT	received	7,055
	SCATTERING	received	10

The total number of votes cast for the **ASSEMBLY - DISTRICT 24**

was **6,356**

of which	DAN KNODL	received	6,024
	SCATTERING	received	332

The total number of votes cast for the **ASSEMBLY - DISTRICT 82**

was **19,750**

of which	KEN SKOWRONSKI	received	19,210
	SCATTERING	received	540

The total number of votes cast for the **ASSEMBLY - DISTRICT 83**

was **4,076**

of which	JIM BROWNLOW	received	1,481
	DAVE CRAIG	received	2,588
	SCATTERING	received	7

The total number of votes cast for the **ASSEMBLY - DISTRICT 84**

was **11,462**

of which	MICHAEL KUGLITSCH	received	11,031
	SCATTERING	received	431

The total number of votes cast for the **STATE REFERENDUM**

was **306,099**

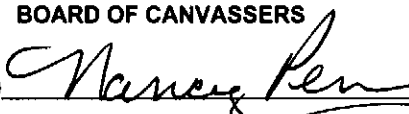


of which	YES	received	238,037
	NO	received	68,062

Certification of the Board of Canvassers

We, the undersigned, certify that we are the members of the Board of Canvassers for MILWAUKEE County.

We certify that the attached tabular statement of Votes Cast and Summary Statement of the Board of Canvassers, canvassed and prepared by us, are correct and true as compiled from the original returns made to the MILWAUKEE County Clerk.

BOARD OF CANVASSERS

(1)  (2) 
(3) 

(Date) Tuesday, November 18, 2014