



MILWAUKEE COUNTY

David Crowley, *County Executive*

2024 ADOPTED CAPITAL BUDGET

THIS PAGE INTENTIONALLY
LEFT BLANK

Table of Contents

**2024 CAPITAL IMPROVEMENTS
BUDGET SUMMARY7**

INTRODUCTION15
Annual Capital Budget Process - 17
Project Selection - 20
Financing Overview - 23

DEBT AFFORABILITY INDICATORS35

**User Guide
Capital Projects Narratives41**

**ADMINISTRATIVE
FUNCTION47**

1750 - Courthouse Complex 49
WC022701 - CH - Elevator Modernization50
WC027801 - Safety Building - Evidence Room Space Consolidation52
WC027301 - Criminal Justice Facility Skywalk Rehabilitation54
WC027501 - CJF Flush Control Water Management System56
WC027601 - New County Criminal Courthouse58

1770 - Information Management 60
WI020901 - Technology Lifecycle Replacements - IMSD61

**PUBLIC SAFETY
FUNCTION63**

1800 - Community Reintegration Center 65
WJ011601 - CRC Powerhouse Windows66

1820 - Office Of Emergency Management 68
WQ020201 - Countywide Radio Project (APX Next) APX7000 (End of Life)69

1830 - Sheriff 71
WR020101 - Sheriff Security Equipment Replacement72
WR020201 - Jail KeyWatcher System74
WR020301 - Jail Mail Scanner76
WR021101 - Electronic Logging and Reporting System - Sheriff78

**TRANSPORTATION
FUNCTION**

1200 - Highways & Bridges 83

WH001022 - S. 13TH ST -W PUETZ TO DREXEL.....	84
WH024701 - Reconstruct CTH BB - S. 13th St. to S Howell Ave.	86
WH024901 - Signal Improvements S 76th, S 92nd, W Oklahoma	88
WH025501 - Signal at Forest Home Ave & Speedway Dr Intersec.....	90
WH025601 - Signal at Rawson Ave Intrsects 68th, 51st, 31st.....	92
WH026001 - S 76th St. (CTH U)-S. County Line Rd. to S. Creekview Ct.	94
WH026201 - N. Teutonia Ave (CTH D)/N. 43rd St. (CTH G)-W. Bradley Rd to.....	96
WH026301 - W. Beloit Rd. (CTH T)-S. 108th St. to W. Oklahoma Ave.	98
WH026701 - W. Silver Spring Dr (CTH EE)-N. 124th St. to W. Appleton Ave	100
WH027301 - Layton Ave Signal Improvement Pine to Packard	102
WH027401 - Lincoln Memorial Dr Signal Imprv Juneau Park to Water Tower.....	104
WH027501 - Layton Ave Signal Improvement 76th to 47th	106
WH027601 - W Layton Bridge B-40-0163 over W Forest Ave (STH 24)	108
WH027701 - Honey Creek Bridge P-40-0570 over Honey Creek	110
WH027901 - Signal at Layton Ave Intersections 84th, 68th, Nicholson	112
WH027101 - Short Term CTH Rehabilitation - Phase 1	114
WH027201 - Safe Streets and Roads for All - Safety Action Plan	116

1250 - Transit 118

WT016301 - Bus Shelters - Multiple Sites	119
WT016601 - Bus Stop Improvements - Bus Pads-Bollards at Stations Ph. 1	121
WT016801 - Bus Lifts (2) - KK Site - Maint Building	123
WT017101 - Bus Replacement Program - 2024	125
WT016101 - National Avenue (Route 18) Transit Enhancement Feasibility S.....	127

1275 - Fleet 129

WF061201 - Countywide Vehicle and Equipment Replacement - 2024	130
--	-----

1300 - Airport 132

WA041101 - MKE Parking Structure Traffic Bearing Membranes (77, 89,02).....	133
WA041301 - MKE Rehabilitate Bullseye	135
WA041401 - MKE Rehabilitate GRE (ground Run-up Enclosure) Ramp.....	137
WA041701 - MKE Rehabilitate Taxiway F (Between Runway 19R and Taxiway H.....	139
WA041901 - MKE Rehabilitate Taxiway Y	141
WA042701 - MKE ARFF Building Overhead Door Replacement.....	143
WA042901 - MKE Crash Phone Replacement	145
WA043101 - MKE Gate C12 Fuel Pit.....	147
WA043201 - MKE Parking Structure PT Anchorages.....	149
WA043301 - MKE Passenger Loading Bridge Replacement.....	151

1375 - Environmental 153

WV004101 - Oak Creek Skate Lift Station	154
WV005901 - County-wide Sanitary Sewers Repairs - 2024	156

HEALTH & HUMAN SERVICES FUNCTION	159
1625 - Human Services 161	
WS012401 - SEC YOUTH FAC PHASE 1	162
WS014901 - Kitchen Upgrades - Clinton Rose Senior Center	164
1810 - Office For Persons With Disabilities 166	
WD020201 - Wil-O-Way Underwood - New Splash Pad	167
WD020301 - Wil-O-Way Grant - New Splash Pad	169
1892 - Human Services ARPA 171	
WY045606 - New DHHS Admin Coggs Building	172
 PARKS, RECREATION & CULTURE FUNCTION	 175
1400 - Parks 177	
WP080801 - Parks Lighting Improvements - 2024	178
WP081201 - Mitchell Park and Kosciusko Lagoons Shoreline Work	180
WP055001 - Parks Building Demolitions-Phase 1	182
WP070603 - South Shore Breakwater North Section - Phase 2	184
WP074801 - Oak Leaf Trail Connectivity - Bender Park	186
WP074901 - Oak Leaf Trail Extension - Kohl Park Connection	188
WP075501 - Popuch Playground Reconstruction	190
WP076201 - Playground Resurfacing Phase 3	192
WP077801 - Bender Park Boat Launch - Sediment Abatement	194
WP078101 - Oak Leaf Trail Modernization	196
WP078401 - Kosciuszko Community Center - Facade and Entrance	198
WP078801 - Park Bridges - Repairs and Replacements - Phase 3	200
WP079001 - Scout Lake Parking Lot	202
WP079701 - Boerner Botanical Gardens Fence	204
WP080101 - Washington Park - 40th Street Parking Lot	206
1454 - Charles Allis 208	
WU050101 - Charles Allis Museum Make Safe Repairs	209
WU050102 - Charles Allis Window and Door Replacement	211
1455 - Villa Terrace 213	
WU060101 - Villa Terrace Courtyard Foundation and Drainage	214
1510 - Mckinley Marina 216	
WP037201 - McKinley Park Flushing Channel	217
WP068801 - McKinley Parking Lots - Phase 2	219
1575 - Zoo 221	
WZ014101 - Adventure Africa - Rhinos	222

1850 - Other Agencies 224
W0052401 - Veterans Gallery Windows 225
W0095301 - Inclusive Restroom Improvements - Phase 1 227

2024-2028 CAPITAL IMPROVEMENT PROGRAM.....229

CAPITAL IMPROVEMENT COMMITTEE ADVISORY REPORT.....ADDENDUM A

2024 CAPITAL IMPROVEMENTS BUDGET SUMMARY



**MILWAUKEE
COUNTY**

THIS PAGE INTENTIONALLY
LEFT BLANK

2024 Capital Improvement Projects Summary

Project	Total Capital EXP	Total County Contrib.	GO Bonds	Sales Tax	Property Tax	Misc	Vehicle Registration Fee	Airport	Total Non-County Revenue	Federal	State	Local	Private Contrib.
Administration													
CAP PROJ-COURTHOUSE COMPLEX													
WC022701- CH - Elevator Modernization	5,000,000	5,000,000	5,000,000	—	—	—	—	—	—	—	—	—	—
WC027301- Criminal Justice Facility Skywalk Rehabilitation	72,810	72,810	—	—	72,810	—	—	—	—	—	—	—	—
WC027501- CJF Flush Control Water Management System	650,190	650,190	—	—	650,190	—	—	—	—	—	—	—	—
WC027601- New County Criminal Courthouse	9,450,000	9,450,000	—	—	9,450,000	—	—	—	—	—	—	—	—
WC027801- Safety Building - Evidence Room Space Consolidation	26,720	26,720	—	—	26,720	—	—	—	—	—	—	—	—
CAP PROJ-COURTHOUSE COMPLEX Total	15,199,720	15,199,720	5,000,000	—	10,199,720	—	—	—	—	—	—	—	—
CAP PROJ-INFORMATION MANAGEMENT													
WI020901- Technology Lifecycle Replacements - IMSD	1,500,000	1,500,000	—	—	1,500,000	—	—	—	—	—	—	—	—
CAP PROJ-INFORMATION MANAGEMENT Total	1,500,000	1,500,000	—	—	1,500,000	—	—	—	—	—	—	—	—
Administration Total	16,699,720	16,699,720	5,000,000	—	11,699,720	—	—	—	—	—	—	—	—
Health & Human Services													
CAP PROJ-HUMAN SERVICES													
WS012401- SEC YOUTH FAC PHASE 1	3,359,310	3,359,310	3,359,310	—	—	—	—	—	—	—	—	—	—
WS014901- Kitchen Upgrades - Clinton Rose Senior Center	370,780	370,780	—	—	370,780	—	—	—	—	—	—	—	—
CAP PROJ-HUMAN SERVICES Total	3,730,090	3,730,090	3,359,310	—	370,780	—	—	—	—	—	—	—	—
CAP PROJ-OFFICE FOR PERSONS WITH DISABILITIES													
WD020201- Wil-O-Way Underwood - New Splash Pad	31,000	31,000	31,000	—	—	—	—	—	—	—	—	—	—
WD020301- Wil-O-Way Grant - New Splash Pad	31,000	31,000	31,000	—	—	—	—	—	—	—	—	—	—
CAP PROJ-OFFICE FOR PERSONS WITH DISABILITIES Total	62,000	62,000	62,000	—	—	—	—	—	—	—	—	—	—
CAP PROJ - DHHS ARPA													
WY045606- New DHHS Admin Coggs Building	2,879,370	2,879,370	2,879,370	—	—	—	—	—	—	—	—	—	—
CAP PROJ - DHHS ARPA Total	2,879,370	2,879,370	2,879,370	—	—	—	—	—	—	—	—	—	—
Health & Human Services Total	6,671,460	6,671,460	6,300,680	—	370,780	—	—	—	—	—	—	—	—

2024 Capital Improvement Projects Summary

Project	Total Capital EXP	Total County Contrib.	GO Bonds	Sales Tax	Property Tax	Misc	Vehicle Registration Fee	Airport	Total Non-County Revenue	Federal	State	Local	Private Contrib.
Parks, Recreation & Culture													
CAP PROJ-PARKS													
WP055001- Parks Building Demolitions-Phase 1	500,000	500,000	—	—	500,000	—	—	—	—	—	—	—	—
WP070603- South Shore Breakwater North Section - Phase 2	11,278,771	11,278,771	8,912,820	—	2,365,951	—	—	—	—	—	—	—	—
WP074801- Oak Leaf Trail Connectivity – Bender Park	373,110	373,110	373,110	—	—	—	—	—	—	—	—	—	—
WP074901- Oak Leaf Trail Extension – Kohl Park Connection	297,190	297,190	297,190	—	—	—	—	—	—	—	—	—	—
WP075501- Popuch Playground Reconstruction	477,225	477,225	—	—	477,225	—	—	—	—	—	—	—	—
WP076201- Playground Resurfacing Phase 3	779,940	779,940	—	—	779,940	—	—	—	—	—	—	—	—
WP077801- Bender Park Boat Launch - Sediment Abatement	820,500	820,500	—	—	820,500	—	—	—	—	—	—	—	—
WP078101- Oak Leaf Trail Modernization	3,665,230	999,610	—	—	999,610	—	—	—	2,665,620	—	2,665,620	—	—
WP078401- Kosciuszko Community Center – Facade and Entrance	62,230	62,230	—	—	62,230	—	—	—	—	—	—	—	—
WP078801- Park Bridges – Repairs and Replacements – Phase 3	724,040	724,040	—	—	724,040	—	—	—	—	—	—	—	—
WP079001- Scout Lake Parking Lot	92,630	92,630	—	—	92,630	—	—	—	—	—	—	—	—
WP079701- Boerner Botanical Gardens Fence	201,490	201,490	—	—	201,490	—	—	—	—	—	—	—	—
WP080101- Washington Park - 40th Street Parking Lot	358,599	358,599	358,599	—	—	—	—	—	—	—	—	—	—
WP080801- Parks Lighting Improvements - 2024	400,000	400,000	—	—	400,000	—	—	—	—	—	—	—	—
WP081201- Mitchell Park and Kosciusko Lagoons Shoreline Work	400,000	400,000	—	—	400,000	—	—	—	—	—	—	—	—
CAP PROJ-PARKS Total	20,430,955	17,765,335	9,941,719	—	7,823,616	—	—	—	2,665,620	—	2,665,620	—	—
CAP PROJ - Charles Allis													
WU050101- Charles Allis Museum Make Safe Repairs	116,000	116,000	—	—	116,000	—	—	—	—	—	—	—	—
WU050102- Charles Allis Window and Door Replacement	154,000	154,000	—	—	154,000	—	—	—	—	—	—	—	—
CAP PROJ - Charles Allis Total	270,000	270,000	—	—	270,000	—	—	—	—	—	—	—	—
CAP PROJ - VILLA TERRACE													
WU060101- Villa Terrace Courtyard Foundation and Drainage	22,780	22,780	—	—	22,780	—	—	—	—	—	—	—	—
CAP PROJ - VILLA TERRACE Total	22,780	22,780	—	—	22,780	—	—	—	—	—	—	—	—

2024 Capital Improvement Projects Summary

Project	Total Capital EXP	Total County Contrib.	GO Bonds	Sales Tax	Property Tax	Misc	Vehicle Registration Fee	Airport	Total Non-County Revenue	Federal	State	Local	Private Contrib.
CAP PROJ-MCKINLEY MARINA													
WP037201- McKinley Park Flushing Channel	2,977,900	2,977,900	2,977,900	—	—	—	—	—	—	—	—	—	—
WP068801- McKinley Parking Lots - Phase 2	1,491,510	1,491,510	1,491,510	—	—	—	—	—	—	—	—	—	—
CAP PROJ-MCKINLEY MARINA Total	4,469,410	4,469,410	4,469,410	—	—	—	—	—	—	—	—	—	—
CAP PROJ-ZOO													
WZ014101- Adventure Africa - Rhinos	12,474,238	6,961,116	5,998,121	—	962,995	—	—	—	5,513,122	—	—	—	5,513,122
CAP PROJ-ZOO Total	12,474,238	6,961,116	5,998,121	—	962,995	—	—	—	5,513,122	—	—	—	5,513,122
CAP PROJ-OTHER AGENCIES													
W0052401- Veterans Gallery Windows	57,340	57,340	—	—	57,340	—	—	—	—	—	—	—	—
W0095301- Inclusive Restroom Improvements – Phase 1	443,770	443,770	—	—	443,770	—	—	—	—	—	—	—	—
CAP PROJ-OTHER AGENCIES Total	501,110	501,110	—	—	501,110	—	—	—	—	—	—	—	—
Parks, Recreation & Culture Total	38,168,493	29,989,751	20,409,250	—	9,580,501	—	—	—	8,178,742	—	2,665,620	—	5,513,122
Public Safety													
CAP PROJ-HOUSE OF CORRECTION													
WJ011601- CRC Powerhouse Windows	411,860	411,860	—	—	411,860	—	—	—	—	—	—	—	—
CAP PROJ-HOUSE OF CORRECTION Total	411,860	411,860	—	—	411,860	—	—	—	—	—	—	—	—
CAP PROJ-OFFICE OF EMERGENCY MANAGEMENT													
WQ020201- Countywide Radio Project (APX Next) APX7000 (End of Life)	766,670	766,670	—	—	766,670	—	—	—	—	—	—	—	—
CAP PROJ-OFFICE OF EMERGENCY MANAGEMENT Total	766,670	766,670	—	—	766,670	—	—	—	—	—	—	—	—
CAP PROJ-SHERIFF													
WR020101- Sheriff Security Equipment Replacement	446,480	446,480	—	—	446,480	—	—	—	—	—	—	—	—
WR020201- Jail KeyWatcher System	129,287	129,287	129,287	—	—	—	—	—	—	—	—	—	—
WR020301- Jail Mail Scanner	213,600	213,600	—	—	213,600	—	—	—	—	—	—	—	—
WR021101- Electronic Logging and Reporting System – Sheriff	214,800	214,800	—	—	214,800	—	—	—	—	—	—	—	—
CAP PROJ-SHERIFF Total	1,004,167	1,004,167	129,287	—	874,880	—	—	—	—	—	—	—	—
Public Safety Total	2,182,697	2,182,697	129,287	—	2,053,410	—	—	—	—	—	—	—	—
Transportation & Public Works													
CAP PROJ-HIGHWAYS & BRIDGES													
WH001022- S. 13TH ST -W PUETZ TO DREXEL	5,240,000	1,344,000	1,344,000	—	—	—	—	—	3,896,000	3,896,000	—	—	—

2024 Capital Improvement Projects Summary

Project	Total Capital EXP	Total County Contrib.	GO Bonds	Sales Tax	Property Tax	Vehicle Registration			Total Non-County Revenue	Federal	State	Local	Private Contrib.
						Misc	Fee	Airport					
WH024701- Reconstruct CTH BB - S. 13th St. to S Howell Ave.	425,000	197,000	197,000	—	—	—	—	—	228,000	228,000	—	—	—
WH024901- Signal Improvements S 76th, S 92nd, W Oklahoma	700,000	227,040	—	—	227,040	—	—	—	472,960	472,960	—	—	—
WH025501- Signal at Forest Home Ave & Speedway Dr Intersec	231,000	80,866	80,866	—	—	—	—	—	150,134	150,134	—	—	—
WH025601- Signal at Rawson Ave Intrscntns 68th, 51st, 31st	799,960	392,787	392,787	—	—	—	—	—	407,173	407,173	—	—	—
WH026001- S 76th St. (CTH U)-S. County Line Rd. to S. Creekview Ct.	600,000	600,000	600,000	—	—	—	—	—	—	—	—	—	—
WH026201- N. Teutonia Ave (CTH D)/N. 43rd St. (CTH G)-W. Bradley Rd to	500,000	500,000	500,000	—	—	—	—	—	—	—	—	—	—
WH026301- W. Beloit Rd. (CTH T)-S. 108th St. to W. Oklahoma Ave.	650,000	650,000	650,000	—	—	—	—	—	—	—	—	—	—
WH026701- W. Silver Spring Dr (CTH EE)-N. 124th St. to W. Appleton Ave	650,000	130,000	130,000	—	—	—	—	—	520,000	520,000	—	—	—
WH027101- Short Term CTH Rehabilitation - Phase 1	500,000	500,000	—	—	500,000	—	—	—	—	—	—	—	—
WH027201- Safe Streets and Roads for All - Safety Action Plan	1,000,000	200,000	—	—	200,000	—	—	—	800,000	800,000	—	—	—
WH027301- Layton Ave Signal Improvement Pine to Packard	193,000	38,600	—	—	38,600	—	—	—	154,400	154,400	—	—	—
WH027401- Lincoln Memorial Dr Signal Imprv Juneau Park to Water Tower	98,000	19,600	—	—	19,600	—	—	—	78,400	78,400	—	—	—
WH027501- Layton Ave Signal Improvement 76th to 47th	124,000	24,800	—	—	24,800	—	—	—	99,200	99,200	—	—	—
WH027601- W Layton Bridge B-40-0163 over W Forest Ave (STH 24)	200,000	40,000	40,000	—	—	—	—	—	160,000	160,000	—	—	—
WH027701- Honey Creek Bridge P-40-0570 over Honey Creek	200,000	40,000	40,000	—	—	—	—	—	160,000	160,000	—	—	—
WH027901- Signal at Layton Ave Intersections 84th, 68th, Nicholson	271,513	27,151	27,151	—	—	—	—	—	244,362	244,362	—	—	—
CAP PROJ-HIGHWAYS & BRIDGES Total	12,382,473	5,011,844	4,001,804	—	1,010,040	—	—	—	7,370,629	7,370,629	—	—	—
CAP PROJ-TRANSIT													
WT016101- National Avenue (Route 18) Transit Enhancement Feasibility S	250,000	50,000	—	—	50,000	—	—	—	200,000	200,000	—	—	—
WT016301- Bus Shelters - Multiple Sites	500,000	100,000	—	—	100,000	—	—	—	400,000	400,000	—	—	—
WT016601- Bus Stop Improvements - Bus Pads-Bollards at Stations Ph. 1	185,000	37,000	—	—	37,000	—	—	—	148,000	148,000	—	—	—

2024 Capital Improvement Projects Summary

Project	Total Capital EXP	Total County Contrib.	GO Bonds	Sales Tax	Property Tax	Misc	Vehicle Registration Fee	Airport	Total Non-County Revenue	Federal	State	Local	Private Contrib.
WT016801- Bus Lifts (2) - KK Site - Maint Building	967,090	967,090	967,090	—	—	—	—	—	—	—	—	—	—
WT017101- Bus Replacement Program - 2024	21,000,000	4,200,000	4,200,000	—	—	—	—	—	16,800,000	16,800,000	—	—	—
CAP PROJ-TRANSIT Total	22,902,090	5,354,090	5,167,090	—	187,000	—	—	—	17,548,000	17,548,000	—	—	—
CAP PROJ-FLEET													
WF061201- Countywide Vehicle and Equipment Replacement - 2024	12,876,000	12,876,000	11,508,946	—	1,367,054	—	—	—	—	—	—	—	—
CAP PROJ-FLEET Total	12,876,000	12,876,000	11,508,946	—	1,367,054	—	—	—	—	—	—	—	—
CAP PROJ-AIRPORT													
WA041101- MKE Parking Structure Traffic Bearing Membranes (77, 89,02)	1,385,000	1,385,000	—	—	—	—	—	1,385,000	—	—	—	—	—
WA041301- MKE Rehabilitate Bullseye	757,900	94,738	—	—	—	—	—	94,738	663,162	568,424	94,738	—	—
WA041401- MKE Rehabilitate GRE (ground Run-up Enclosure) Ramp	234,510	29,313	—	—	—	—	—	29,313	205,197	175,883	29,314	—	—
WA041701- MKE Rehabilitate Taxiway F (Between Runway 19R and Taxiway H)	180,760	22,595	—	—	—	—	—	22,595	158,165	135,570	22,595	—	—
WA041901- MKE Rehabilitate Taxiway Y	258,290	32,286	—	—	—	—	—	32,286	226,004	193,718	32,286	—	—
WA042701- MKE ARFF Building Overhead Door Replacement	694,530	694,530	—	—	—	—	—	694,530	—	—	—	—	—
WA042901- MKE Crash Phone Replacement	116,590	116,590	—	—	—	—	—	116,590	—	—	—	—	—
WA043101- MKE Gate C12 Fuel Pit	516,640	516,640	—	—	—	—	—	516,640	—	—	—	—	—
WA043201- MKE Parking Structure PT Anchorages	350,000	350,000	—	—	—	—	—	350,000	—	—	—	—	—
WA043301- MKE Passenger Loading Bridge Replacement	8,438,890	8,438,890	—	—	—	—	—	8,438,890	—	—	—	—	—
CAP PROJ-AIRPORT Total	12,933,110	11,680,582	—	—	—	—	—	11,680,582	1,252,528	1,073,595	178,933	—	—
CAP PROJ-ENVIRONMENTAL													
WV004101- Oak Creek Skate Lift Station	1,033,440	1,033,440	1,033,440	—	—	—	—	—	—	—	—	—	—
WV005901- County-wide Sanitary Sewers Repairs - 2024	161,480	161,480	—	—	161,480	—	—	—	—	—	—	—	—
CAP PROJ-ENVIRONMENTAL Total	1,194,920	1,194,920	1,033,440	—	161,480	—	—	—	—	—	—	—	—
Transportation & Public Works Total	62,288,593	36,117,436	21,711,280	—	2,725,574	—	—	11,680,582	26,171,157	25,992,224	178,933	—	—
Grand Total (All)	126,010,963	91,661,064	53,550,497	—	26,429,985	—	—	11,680,582	34,349,899	25,992,224	2,844,553	—	5,513,122
Grand Total (Excludes Airport)	113,077,853	79,980,482	53,550,497	—	26,429,985	—	—	—	33,097,371	24,918,629	2,665,620	—	5,513,122

THIS PAGE INTENTIONALLY
LEFT BLANK

INTRODUCTION



**MILWAUKEE
COUNTY**

2024 ADOPTED CAPITAL BUDGET

THIS PAGE INTENTIONALLY
LEFT BLANK

Annual Capital Budget Process:

General Capital Improvement Plan Overview

The County utilizes a 5-Year Capital Improvement Plan (CIP) to help plan and estimate future capital project needs. The first year of the CIP (which for this year's budget development process is 2024) is the year in which capital projects scheduled in that particular year receive funding. Years two through five (2024 - 2028) are planning years for future projects and/or continuing phases of existing projects.

Departmental Request Phase

As part of the annual County budget development process, each department is responsible for updating its 5-Year CIP. This process typically begins in late winter/early spring as departments develop/update cost estimates for each capital project. Departments submit their requested CIPs to the Office of Strategy, Budget, & Performance (SBP) towards the end of June/early July.¹ Departmental requested budgets (Capital and Operating) are posted by the SBP on the County's website no later than August 15th of each year.²

Capital Improvement Committee (CIC)

The CIC is an advisory sub-committee that reviews and scores the requested departmental capital requests and provides an annual (nonbinding) recommended 5-Year CIP to the County Executive and County Board typically in late August/early September.

The CIC is included in the Milwaukee County ordinances under chapter 36. Committee members include the following:

- (a) Director of the Department of Transportation or alternate;
- (b) Fiscal & Budget Administrator (SBP) or alternate;
- (c) Comptroller (committee chair as appointed by the Chair of the County Board), or alternate;
- (d) Chair of the committee on community, environment and economic development, or alternate;
- (e) Co-Chair of the committee on finance, personnel and audit, or alternates;
- (f) Two (2) appointments of the County Executive who shall be mayors or village board presidents of municipalities located in Milwaukee County, or alternate

County Executive Recommended Phase

Upon receipt of the departmental CIP requests, the SBP staff reviews the requested capital projects and assists the County Executive with the formulation of the Recommended Capital Improvement Budget. Requesting departments are consulted and site visits are performed relative to the departments' capital requests. This budget development phase usually extends from July through September. The Recommended Budget is submitted to the County Board no later than October 1st of each year.³

County Board Phase

Finance Committee

After the County Executive submits the Recommended Budget, the Finance Committee (FC) holds budget hearings. The review typically lasts through the month of October.⁴ Departmental staff is present at the FC hearings to answer questions related to their capital project requests.

During this phase, members of the FC may introduce amendments to the Recommended Budget.

Upon close of the budget hearings, the FC submits the Recommended Budget (and FC amends) to the County Board for review/adoption.

¹ Per Wisconsin State Statute 59.60(2) (b), the Requested Budget Deadline is set annually by DAS Director (deadline can be no later than July 15).

² Per Wisconsin State Statute 59.60(5), DAS Director submits a summary of the budget requests to the County Executive and County Board no later than August 15th.

³ Per Wisconsin State Statute 59.60(6) (b) & 59.17(6), County Executive submits recommended budget to the Board no later than October 1st.

⁴ The County Board establishes the budget hearing calendar for this committee annually.

Full County Board Meeting / County Executive Veto




No later than the first Monday of November, the County Board holds a public hearing on the amended capital budget submitted by the FC. The County Board then meets to act on the amendments and recommendations submitted by the FC as well as amendments submitted by individual County Board members.

The County Executive may then provide vetoes of the Adopted County Board Budget resolution to the County Board. The County Board then meets a final time (for the budget adoption process) to consider any possible vetoes by the County Executive and whether to sustain or override each veto.

Capital Project Evaluation:

Quantitative and Qualitative Project Evaluation

A quantitative review of requested capital projects is provided by the CIC sub-committee. The sub-committee consists of staff from the Office of the Comptroller and the SBP. This quantitative review is based upon a design first approach (discussed in the next section) and a scoring criteria matrix consisting of shared County priorities (see attachment #1 for criteria and impact details):

Capital Project Scoring Detail			
CRITERIA	IMPACT	DEPT RANKING MULTIPLIER	COMPOSITE SCORE
*Safety	0,5, <u>10</u>	<u>1.294</u> High (top 25% of Dept REQs)	
*Policy/Plan	0, <u>3</u>		
*Net Annual Impact on Operating Costs	0,2, <u>5</u>		
*Deferred Maintenance 	0,3, <u>5</u>	 1.156 Medium (top 26% - 50% of Dept REQs)	 <u>56.9</u>
*ADA/Bldg Code	0, <u>3</u>		
*Non-County Funding	0,1,2,3,4, <u>5</u>		
*Continuing Program	0, <u>3</u>	1.056 Low (bottom 25% of Dept REQs)	
*Racial Equity	0,2,3,4, <u>5</u>		
*Building Mission	0,1,3, <u>5</u>		
	<i>MAX Impact Pts.</i>	<i>Max Multiplier</i>	<i>MAX Composite Pts.</i>

The sub-committee provides the annual (quantitative) scoring of requested projects to the CIC for review, discussion, and consideration. It's important to note that the scoring matrix provides a measurable, general guidance based upon shared County priorities.

Qualitative factors also play a role as part of the project review. Qualitative information is provided mainly by departmental testimony and follow-up information that departments supply during CIC meetings (August) and during the County Board's review of the County Executive's Recommended Budget (October). The scoring and department testimony allow CIC members, the County Executive, and the County Board to consider each component when evaluating requested projects. *As a result, the final adopted budget may include projects that (quantitatively) score low, but include other qualitative characteristics that elected officials deem important.*

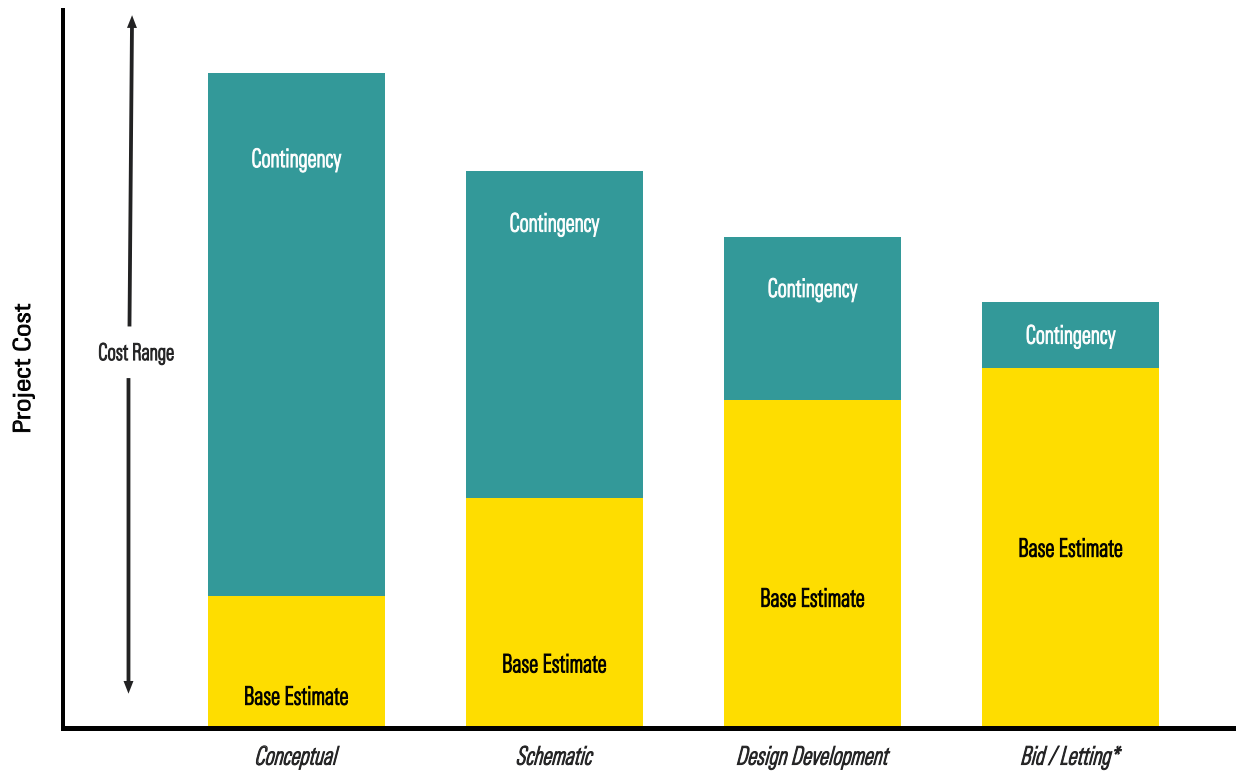
Design First Approach

The design first approach means, that for most projects, design appropriations will be made in one year with construction appropriations in a subsequent year (based on a completed design). Less complex projects (with minimal design effort and client input) that have a demonstrated history of staying within the original budget may still have design and construction in the same appropriation. An example of this is playground equipment replacements that generally have low risks due to the simplicity of the projects.

The majority of County capital projects are managed by the Department of Administrative Services (DAS)-Architecture & Engineering (AE). As a result, the focus is on AE managed projects at this time. In the future, this approach will be explored with DAS-Information Management Services Division managed technology projects. Department of Transportation-Transportation Services projects may also be included, but a large number of their managed roadway and bridge projects implement a design first approach currently.

THIS PAGE INTENTIONALLY
LEFT BLANK

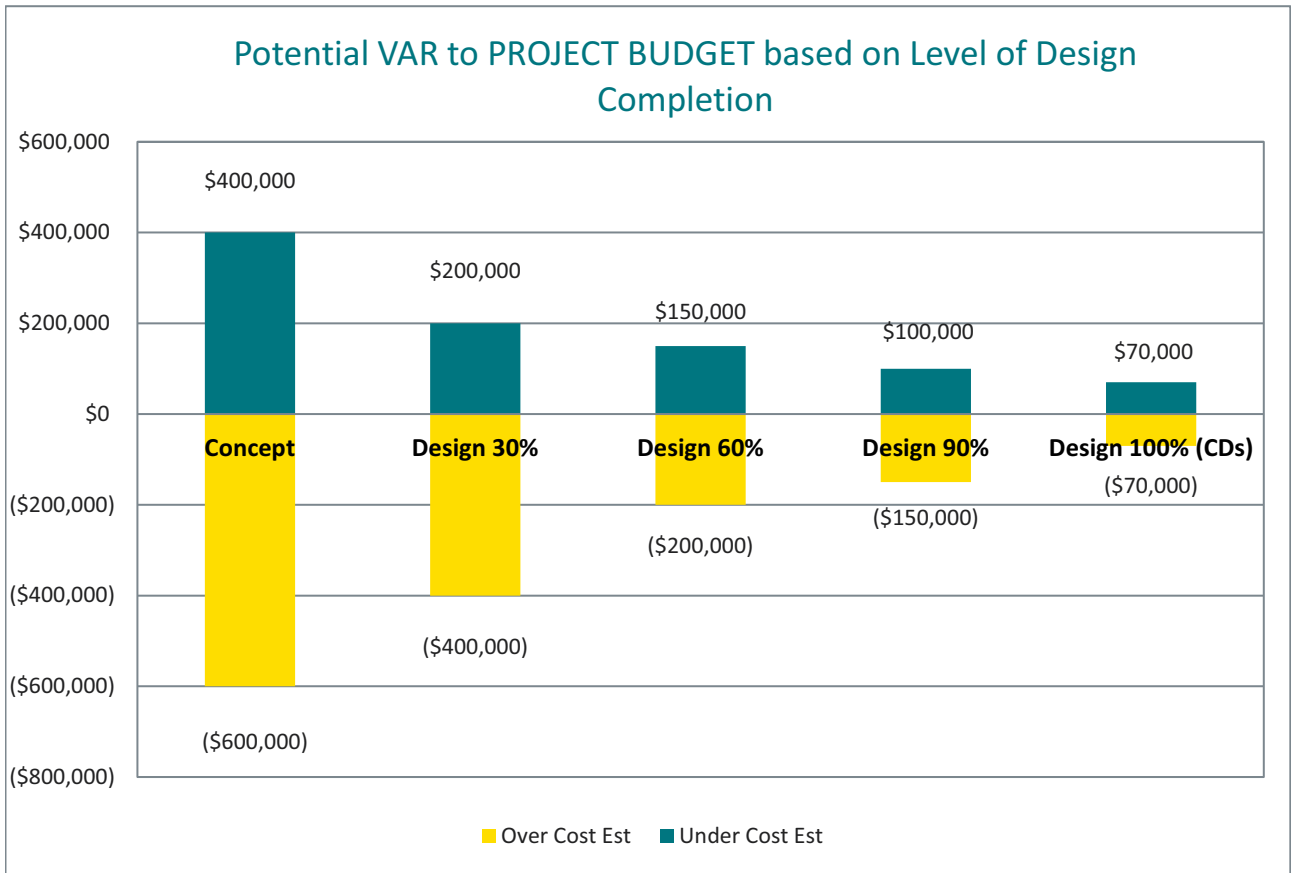
Typically, many cost estimates produced during the annual budget development cycle are conceptual in nature, meaning they have higher risks due to limited project scope, little to no design, and/or assume unforeseen conditions. This risk is often times reflected in higher project contingency costs, especially for cost estimates that include design and construction in the same year. These risks can be mitigated by completing design before making a budget appropriation for the construction phase. Generally, the project contingencies are significantly reduced when you have a completed design. So cumulatively, this has a large impact on project funding by moving from higher to lower contingencies based on completed design.



**Based upon completed design and construction documents.*

The high level nature of conceptual estimates may also lead to under budgeting projects and require additional County funding that may or may not be available and cause possible project delays as a result of funding shortfalls. Additionally, if a project has surplus funding, those are dollars that could have been used to fund other projects in previous budget cycles, but are now locked up in the project until it is completed. Overall, the design first approach should help with project cost efficiencies and County resources.

The table below is meant to provide a general overview of how a project at a conceptual level of design will typically experience reduced cost risks as it becomes more refined through the design level stages.



**Table assumes a \$1.0 million project with medium project risk and complexity.*

Chart Development Sources: American Society of Professional Estimators (ASPE), Minnesota DOT project management, US Dept of Energy project management, Assoc for Advancement of Cost Engineering (AACE), Canadian Construction Association--Joint Federal Government /

The main goal of completing design prior to any construction appropriation is to increase overall project efficiency through the following:

- * Ensure agreed upon scope/design between client dept and (project) managing dept
- * Mitigate project risk and contingency
- * If design is not completed for a budget cycle, the construction phase will be moved out one year (or more) in the 5-Year Capital Improvement Plan

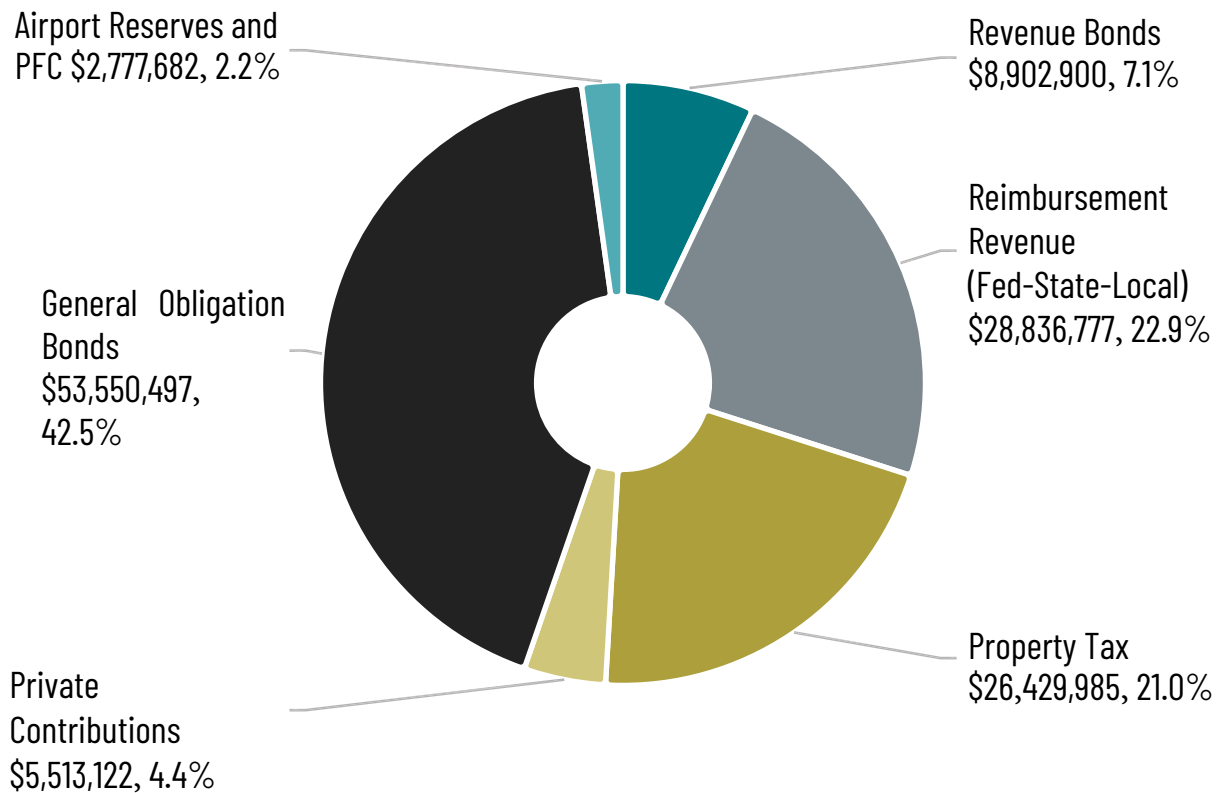
2024 Capital Improvement Budget Financing Overview:

The County finances non-Airport capital projects primarily with general obligation bonds and notes, sales tax, tax levy, reimbursement revenue (from Federal, State, and/or Local sources), vehicle registration fee revenue (VRF), and private contributions (from non-County entities).

Airport capital projects are typically funded with general airport revenue bonds, airport reserve revenue, passenger facility charge revenue, and reimbursement revenue (from Federal, State, and/or Local sources). Sales tax, tax levy, and general obligation bonds and notes are generally not used to finance Airport capital projects.

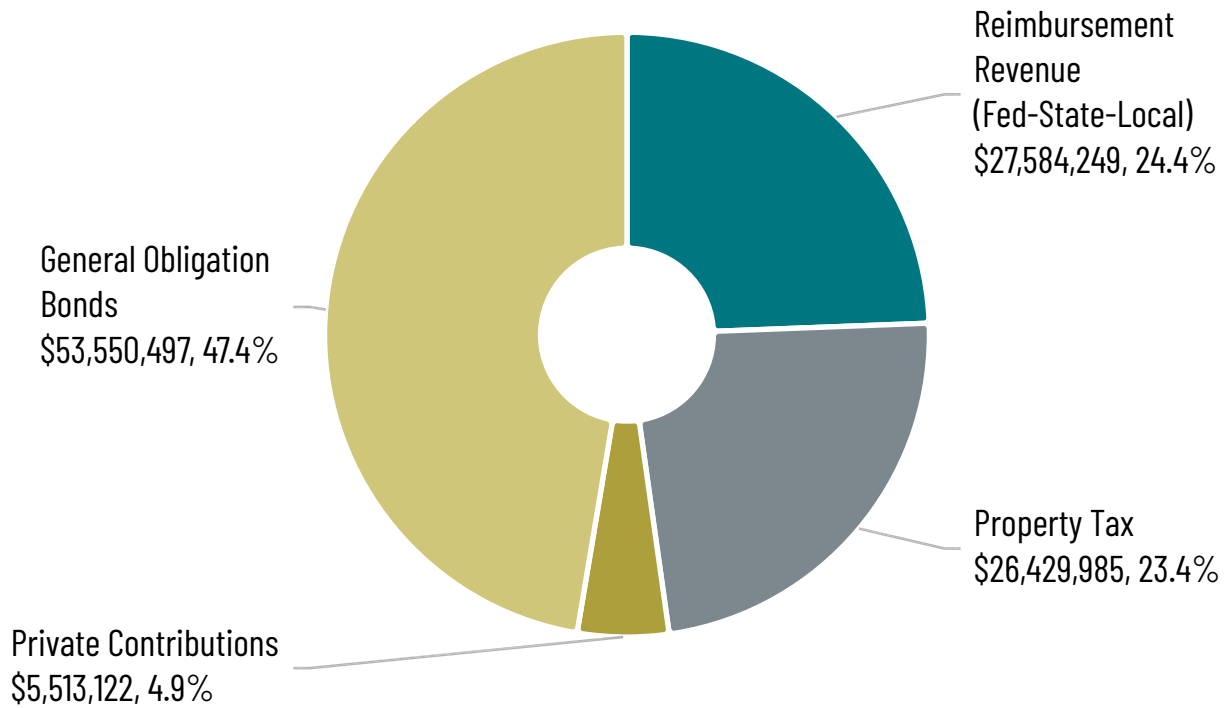
The 2024 Capital Improvement Budget (Capital Budget) includes 75 separate sub-projects for a total expenditure appropriation of \$126,010,963. Anticipated reimbursement revenue (federal, state, local sources) and private contributions total \$34,349,899 resulting in a net County financing requirement of \$91,661,064 (when including the Airport.)

CAPITAL PROJECT FUNDING-ALL SOURCES (INCLUDING AIRPORT)



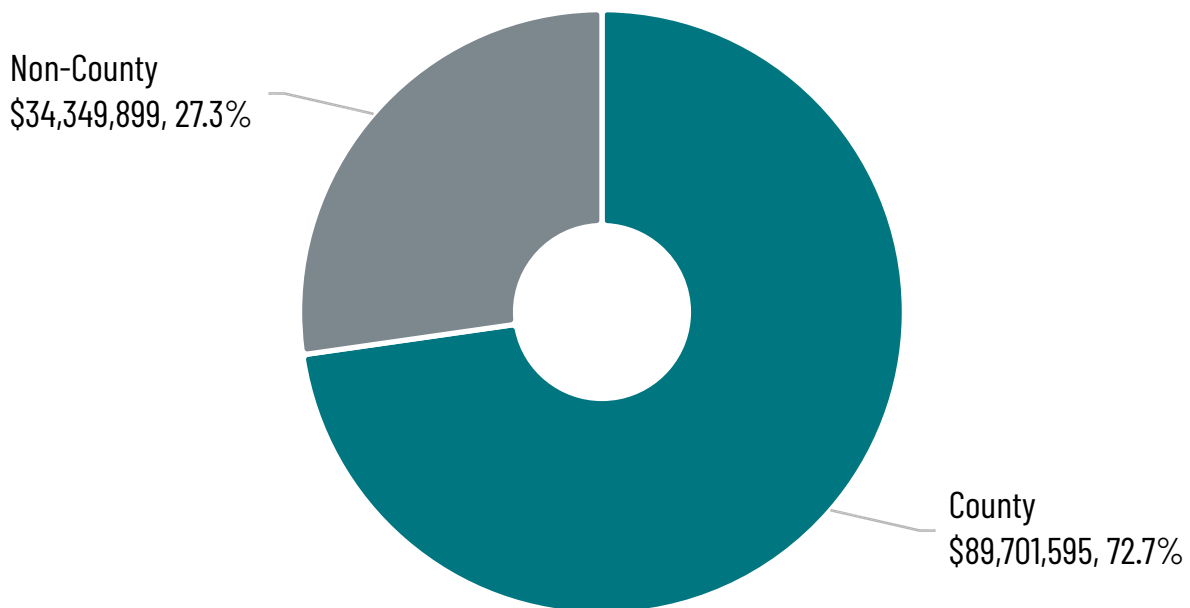
65 corporate purpose (non-Airport) sub-projects total \$113,077,853. This includes County funding of \$53,550,497 in general obligation bonds or notes, \$0 in miscellaneous revenue, \$0 in sales tax revenue, and \$26,429,985 in property tax revenue.

CAPITAL PROJECT FUNDING-ALL SOURCES (EXCLUDING AIRPORT)



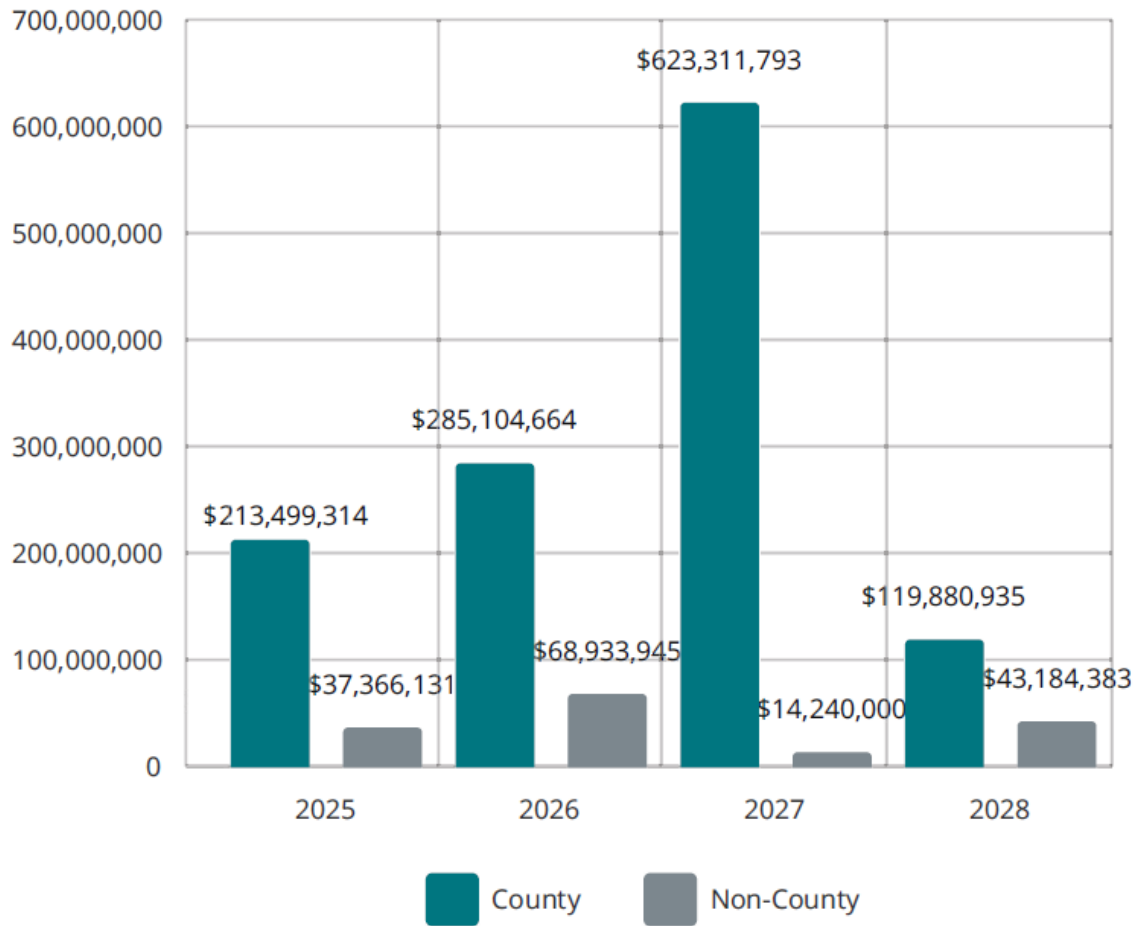
The projects included in year 2024 of the 2024 - 2028 Capital Improvement Plan (CIP) are funded with total appropriations of \$126,010,963 (includes both County and non-County funding).

2024 COUNTY & NON-COUNTY FUNDING (INCLUDING AIRPORT)



CIP years 2025 - 2028 are used for planning purposes and provide a listing of overall sub-projects and forecast fiscal requirement over the next four years (see the 5-Year Plan Detail included in this document).

2025-2028 COUNTY & NON-COUNTY FUNDING (INCLUDING AIRPORT)



What is a Bond Eligible Project?

For non-Airport related capital projects, the County issues general obligation bonds or notes (bonds). Proceeds of these bonds may be used to finance infrastructure related activities of the County. Wisconsin State statutes limit the use of bond proceeds to capital expenditures. The Governmental Accounting Standards Board (GASB) establishes accounting and financial reporting standards for U.S. state and local governments that follow Generally Accepted Accounting Principles (GAAP). Additionally, the United States Internal Revenue Service (IRS) maintains rules and regulation that dictate and limit the use of bond proceeds. Pursuant to these rules and regulations, the County’s Office of the Comptroller provides determination(s) as to the bond eligibility of capital projects.⁵ Capital projects that are not bond eligible must be financed through County cash (primarily sales tax and tax levy) and/or other financing sources (i.e. private contributions, VRF revenue, federal-state-locals funds, etc.).

Borrowing for “Operating Expenses”:

Borrowing for “operating expenses” (Wis. Stats. 67.04): State Statutes prohibits borrowing for “operating expenses.” The statute defines operating expenses as “wages, salaries, fringe benefits, materials, supplies, contractual services, equipment with a useful life of less than one year and other costs specified by the Department of Revenue by rule.” Because many expensed or non-capitalized projects are considered to have a useful life of less than one year, debt obligations typically may not be used to finance these projects. Any expensed projects (noncapitalized) are financed with property tax levy, sales tax revenue, vehicle registration fee revenue, or revenue generated from Passenger Facility Charges (PFCs).

Federal Expenditure Targets for Tax Exempt Bonds:

Federal tax law governs the use of bond proceeds. Beginning with 1990 bond issues, the Federal government established expenditure targets for spending tax-exempt municipal bond proceeds. Expenditure targets follow six-month intervals from the closing date, and it is required that all proceeds be spent in either 18 or 24 months depending upon the particular issue.

Failure to meet these targets subjects the County to potential financial liability under the rebate or the penalty-in-lieu of rebate method. Under the rebate method, if the County fails to meet the expenditure targets and the investment rate is higher than the interest rate of the bonds, then all investment earnings on the unspent bond proceeds (in excess of the amount which would have been earned if the proceeds had been invested at a rate equal to the rate on the bonds) must be paid to the Federal government. No amount is required to be paid if the investment rate is lower than the interest rate on the bonds even if the expenditure targets have not been met.

Under the penalty-in-lieu of rebate method, financial penalties totaling up to 1.5 percent of the unspent bond proceeds, including investment earnings, will be assessed every six months until all of the proceeds are spent for each target that is unmet. If expenditure targets are not met, for either method, appropriations for individual projects will be reduced to pay rebate or penalty amounts.

If less than 75 percent of the bond issue is to finance construction projects then the rebate method (18-month expenditure period method) must be used. If 75 percent or more will be used to finance construction projects, the County has the option of selecting the rebate or penalty-in-lieu of rebate method (24-month expenditure period). The expenditure requirements are summarized below:

Non-Construction Issues:

6 months	15% of proceeds & actual & expected earnings
12 months	60% of proceeds & actual & expected earnings
18 months	100% of proceeds & actual earnings

Construction Issues:

6 months	10% of proceeds & actual & expected earnings
12 months	45% of proceeds & actual & expected earnings
18 months	75% of proceeds & actual & expected earnings
24 months	100% of proceeds & actual earnings

Annual Bond Limit:

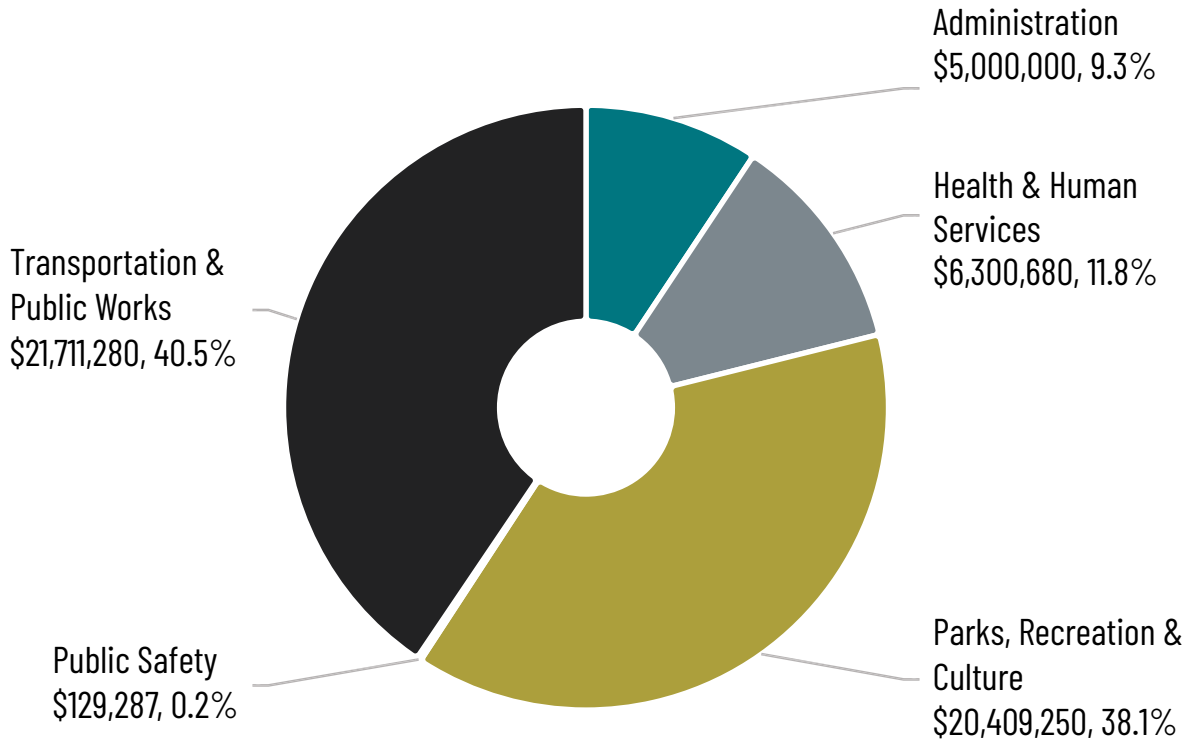
Based on the (adjusted) 2023 adopted bonding amount of \$45,819,201, the estimated 2024 Bonding Cap is estimated at \$47,193,777.

The adopted 2023 bonding base of \$108.7 million includes \$62.9 million (in general obligation bond financing) for the Forensic Science Center. To adjust for this large, one-time project, the \$62.9 million is removed for an updated 2023 bonding base of \$45.8 million. This results in a 2024 bonding cap of \$47.2 million. As part of the annual capital budget development, the Office of the Comptroller provides a preliminary review regarding the bond eligibility of the capital projects. Upon adoption of the capital projects and prior to the issuance of bonds to finance the projects, the Office of the Comptroller provides a final bond eligibility review of the capital projects.

The corporate purpose (non-airport) bonding amount of \$53,550,497 is \$6,356,720 over the 2024 bonding cap. Bond financing related to the Airport is non-corporate purpose and is therefore not included.

Year	Bonding Financing		Budget OVER / (UNDER) Bonding Cap:	
	Bonding Cap	Budget	\$	%
2024	\$47,193,777	\$53,550,497	\$6,356,720	13.5%

FUNCTIONAL AREA (DETAILED) - BONDS



County Bond Funding (Excluding Airport)

BUDGET YR	REQUEST	BUDGET	SURPLUS/(GAP)	FUNDED	NOT FUNDED
2021	82,304,205	46,275,475	(36,028,730)	56.2%	43.8%
2022	89,656,702	44,505,364	(45,151,338)	49.6%	50.4%
2023	104,820,197	108,718,761	3,898,564	103.7%	-3.7%
3-YR AVG	92,260,368	66,499,867	(25,760,501)	72.1%	27.9%
2024	94,046,387	53,550,497	(40,495,890)	56.9%	43.1%

NOTE: 1.) As the Airport does not utilize general obligation bonds or notes to fund its capital or operating budgets, it is excluded from table above;
 2.) The 2023 funded amount is higher than the requested amount primarily due to WC020901 requested at \$28.8 million of bond funding with a later revised (and funded) \$62.9 million bond requirement based on updated cost estimates.

Cash Financing:

Beginning with the 1995 capital budget, the County established a cash-financing goal of 20.0% to be implemented over a ten-year period. This policy served to increase minimum cash financing by 2.0% annually.

The annual cash goal reflects 20% of the Net County Funding Contribution (which excludes Federal/State/Local revenue sources). County cash financing primarily consists of property tax levy for non-Airport capital projects. The Vehicle Registration Fee (VRF) was introduced as part of the 2017 Adopted Budget and is recognized as a County cash contribution. Typically, private contributions are one-time (non-County) allocations to specific capital projects pursuant to specific agreement(s). In order to more accurately account for the true County cash (i.e. property tax and VRF) capital contribution requirement for non-Airport projects, private contributions are excluded. In general, policymakers have focused on the 20% cash goal exclusive of Airport projects as the Airport funds a large amount of projects through cash contributions (i.e. PFC, other Airport reserves) that do not impact the County's overall tax levy.

In 2024, property tax levy is being used to cash finance capital projects.

Including Airport:

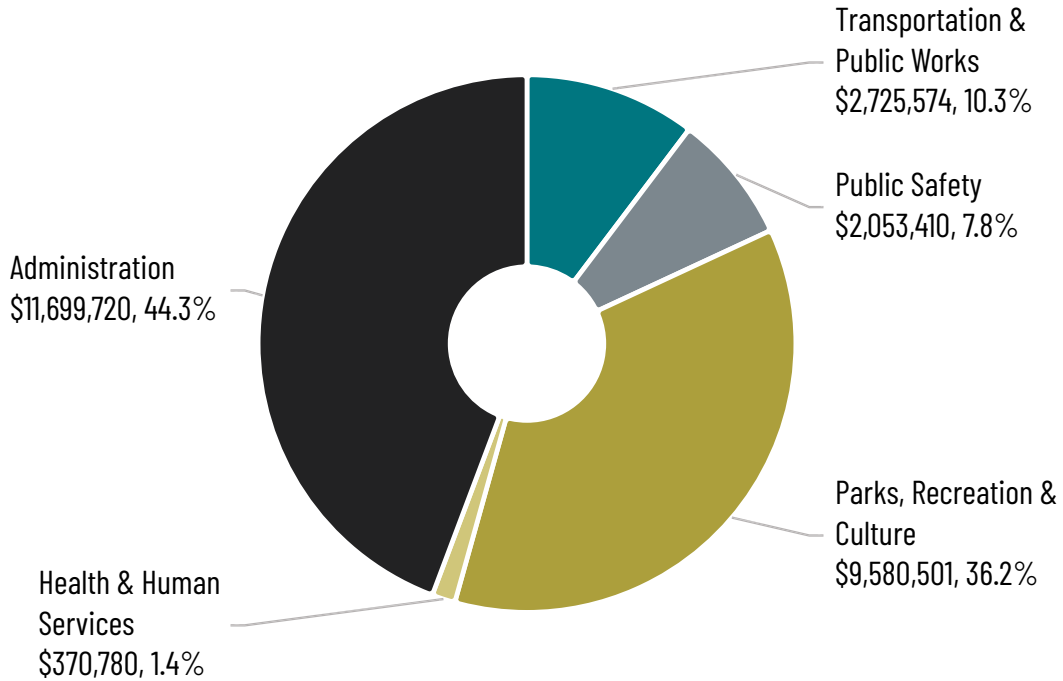
Net County financing included in the 2024 budget totals \$91,661,064, including the Airport. Cash needed to meet the 20.0% financing goal is calculated at \$18,332,213. The 2024 budget cash financing of \$29,207,667 represents 31.9% of net County financing.

Excluding Airport:

Net County financing totals \$79,980,482. Cash needed to meet the 20.0% financing goal of non-airport projects is calculated at \$15,996,096. The 2024 budget cash financing of \$26,429,985 represents 33.0% of net County financing.

	Net County Contribution	Sales Tax Revenue	Tax Levy	Vehicle Registration Fee/Misc	PFC/Airport Reserve	TOTAL CASH	% CASH
All Projects, Including Airport:	\$91,661,064	\$0	\$26,429,985	\$0	\$2,777,682	\$29,207,667	31.9%
All Projects, Excluding Airport:	\$79,980,482	\$0	\$26,429,985	\$0	\$0	\$26,429,985	33.0%

**FUNCTIONAL AREA (DETAILED) -
CASH (EXCLUDING AIRPORT)**



NON-BOND ELIGIBLE projects at the DEPARTMENTAL REQUEST Phase consistently outpace the County’s ability to finance projects using tax levy and/or VRF revenue (i.e. “cash”). Given the fiscal challenges facing the operating budget and assuming relatively flat revenue growth as well as assumed annual cost to continue increases, it is unlikely that additional cash resources will be available to shift from operations towards increased cash financing (over the 20% cash goal policy) of future capital projects.

Overall, the total NON-BOND ELIGIBLE projects at the DEPARTMENTAL REQUEST Phase is significantly higher than the County’s available cash financing (i.e. 20% cash goal). The average cash financing shortfall from Department Requests to Final Budget Adoption averages (\$30,912,337) (or an average cash shortfall of 71.5%).

County Cash Funding (Excluding Airport)

BUDGET YR	REQUEST	BUDGET	SURPLUS/(GAP)	FUNDED	NOT FUNDED
2021	48,452,372	11,020,400	(37,431,972)	22.7%	77.3%
2022	44,540,834	7,914,736	(36,626,098)	17.8%	82.2%
2023	36,782,814	18,103,873	(18,678,941)	49.2%	50.8%
3-YR AVG	43,258,673	12,346,336	(30,912,337)	28.5%	71.5%
2024	49,730,870	26,429,985	(23,300,885)	53.1%	46.9%

NOTE: As the Airport, in general, does not utilize County sales tax, VRF, and/or tax levy to fund its capital or operating budgets, it is excluded from table above.

2024 Expenditure Appropriations by General Functional Area:

Legislative & Executive Function

The 2024 Capital Improvements Budget does not include appropriations for Legislative & Executive Function.

General Government Function

The 2024 Capital Improvements Budget does not include appropriations for General Government Function.

Administration

The 2024 Capital Improvements Budget includes appropriations of \$16,699,720. The amount represents 13.25% of total 2024 capital appropriations.

Major 2024 Capital Projects	2024 Appropriation
WC027601 - New County Criminal Courthouse	\$9,450,000
WC022701 - CH - Elevator Modernization	\$5,000,000

Courts & Judiciary Function

The 2024 Capital Improvements Budget does not include appropriations for Courts & Judiciary Function.

Public Safety

The 2024 Capital Improvements Budget includes appropriations of \$2,182,697. The amount represents 1.73% of total 2024 capital appropriations.

Major 2024 Capital Projects	2024 Appropriation
WQ020201 - Countywide Radio Project (APX Next) APX7000 (End of Life)	\$766,670
WR020101 - Sheriff Security Equipment Replacement	\$446,480

Transportation & Public Works

The 2024 Capital Improvements Budget includes appropriations of \$62,288,593. The amount represents 49.43% of total 2024 capital appropriations.

Major 2024 Capital Projects	2024 Appropriation
WT017101 - Bus Replacement Program - 2024	\$21,000,000
WF061201 - Countywide Vehicle and Equipment Replacement - 2024	\$12,876,000

Health & Human Services

The 2024 Capital Improvements Budget includes appropriations of \$6,671,460. The amount represents 5.29% of total 2024 capital appropriations.

Major 2024 Capital Projects	2024 Appropriation
WS012401 - SEC YOUTH FAC PHASE 1	\$3,359,310
WY045606 - New DHHS Admin Coggs Building	\$2,879,370

Parks, Recreation & Culture

The 2024 Capital Improvements Budget includes appropriations of \$38,168,493. The amount represents 30.29% of total 2024 capital appropriations.

Major 2024 Capital Projects	2024 Appropriation
WZ014101 - Adventure Africa - Rhinos	\$12,474,238
WP070603 - South Shore Breakwater North Section - Phase 2	\$11,278,771

Capital Improvement Plan (CIP) – Years 2025* through 2028:

CIP years 2025 - 2028 are used for planning purposes and provide a listing of overall projects and forecasted fiscal requirement(s) over the next 4 years. Estimated costs for the majority of these projects are conceptual in nature will likely change based on updated information as provided by departments as part of the annual budget development process.

The table below reflects non-airport capital projects relative to available estimated County financing of (general obligation) bond, tax levy, sales tax, and vehicle registration fee revenue(s) only. The estimated County financing assumes the 3% annual bond cap increase and the 20% cash financing goal (both are reflective of existing County policy). For additional detail, please refer to the 5-Year Capital Improvements Plan.

2025 - 2028 CIP Forecast and Estimated Available County Funding:

	2025*	2026	2027	2028
Estimated County Financing:	\$68,946,265	\$71,014,653	\$73,145,092	\$75,339,445
2025 - 2028 CIP (non-airport) Proj Requests:	\$177,856,710	\$258,342,438	\$614,218,427	\$105,869,722
Under/(Over) Available County Financing:	(\$108,910,445)	(\$187,327,785)	(\$541,073,335)	(\$30,530,277)

**Includes 2024 Requested Projects that were NOT funded in the 2024 Budget.*

A listing of 2025 - 2028 forecasted capital projects with \$5 million (or greater) County financing is listed in the table below:

CIP YEAR	DEPT	Project No.	Project No.	FINANCING		
				County	Non-County	Total
2025	DOT - AIRPORT	TBD	Program Placeholder (for out-years 2 - 5) - MKE Passenger Loading Bridge Replacement	5,245,090	0	5,245,090
2025	DOT - TRANSPORTATION SERVICES	WH026001	S 76th St. (CTH U)-S. County Line Rd. to S. Creekview Ct.	6,032,833	1,467,167	7,500,000
2025	ZOOLOGICAL DEPARTMENT	WZ014101	Adventure Africa - Rhinos	9,248,410	0	9,248,410
2025	PARKS DEPARTMENT	WP054501	Whitnall Golf Course Irrigation	9,330,240	0	9,330,240
2025	FLEET MANAGEMENT	TBD	PROGRAM PLACEHOLDER (FOR OUT-YEARS 2 - 5) - VEHICLE AND EQUIPMENT REPLACEMENT PROGRAM	14,000,000	0	14,000,000
2025	DOT - TRANSIT	TBD	PROGRAM PLACEHOLDER (FOR OUT-YEARS 2 - 5) - BUS REPLACEMENT PROGRAM	21,000,000	0	21,000,000
Total				\$64,856,573	\$1,467,167	\$66,323,740
2026	DOT - AIRPORT	TBD	Program Placeholder (for out-years 2 - 5) - MKE Passenger Loading Bridge Replacement	5,402,442	0	5,402,442
2026	DEPARTMENT OF ADMINISTRATIVE SERVICES	W0056301	COUNTY ADMINISTRATIVE SPACE RECONFIG - PHASE 1	5,473,350	0	5,473,350
2026	FLEET MANAGEMENT	WF055601	Fleet Garage Extension	5,660,160	0	5,660,160
2026	PARKS DEPARTMENT	WP054901	Bender Boat Launch Repair/Reconfiguration	5,969,300	0	5,969,300
2026	PARKS DEPARTMENT	TBD	WP056901 - NEW SERVICE BLDG & SRVC YARD - WASHINGTON PARK	9,194,151	0	9,194,151
2026	PARKS DEPARTMENT	WP070602	South Shore Breakwater South Section	13,923,680	0	13,923,680
2026	FLEET MANAGEMENT	TBD	PROGRAM PLACEHOLDER (FOR OUT-YEARS 2 - 5) - VEHICLE AND EQUIPMENT REPLACEMENT PROGRAM	15,000,000	0	15,000,000
2026	DEPARTMENT OF ADMINISTRATIVE SERVICES	WC027601	New County Criminal Courthouse	20,450,000	0	20,450,000
2026	DOT - TRANSIT	TBD	PROGRAM PLACEHOLDER (FOR OUT-YEARS 2 - 5) - BUS REPLACEMENT PROGRAM	21,000,000	0	21,000,000
2026	PARKS DEPARTMENT	WP074001	Kosciuszko Community Center Rehabilitation	28,084,710	10,000,000	38,084,710
Total				\$130,157,793	\$10,000,000	\$140,157,793
2027	PARKS DEPARTMENT	TBD	TBD - MILL POND WATERWAY RESTORATION	5,500,000	0	5,500,000
2027	DOT - AIRPORT	TBD	Program Placeholder (for out-years 2 - 5) - MKE Passenger Loading Bridge Replacement	5,564,516	0	5,564,516
2027	PARKS DEPARTMENT	TBD	TBD - BALL DIAMOND MODERNIZATION	6,000,000	0	6,000,000
2027	DEPARTMENT OF ADMINISTRATIVE SERVICES	TBD	SR CENTERS RESTROOM ADA REHAB	6,431,765	0	6,431,765

CIP YEAR	DEPT	Project No.	Project No.	County	FINANCING	
					Non-County	Total
2027	DOT - TRANSIT	WT016701	Concrete Yard and Parking Lot - Hillside - Fleet Maint Bldg	6,963,330	0	6,963,330
2027	DOT - TRANSPORTATION SERVICES	WH026101	S 76th St. (CTH U)-S. Creek View Ct. to 0.70 miles N of Raw	5,700,000	1,600,000	7,300,000
2027	ZOOLOGICAL DEPARTMENT	WZ017401	ZOO FRONT ENTRANCE-ADMISSIONS RECONFIGURATION	12,891,160	0	12,891,160
2027	FLEET MANAGEMENT	TBD	PROGRAM PLACEHOLDER (FOR OUT-YEARS 2 - 5) - VEHICLE AND EQUIPMENT REPLACEMENT PROGRAM	15,000,000	0	15,000,000
2027	DOT - TRANSIT	TBD	PROGRAM PLACEHOLDER (FOR OUT-YEARS 2 - 5) - BUS REPLACEMENT PROGRAM	21,000,000	0	21,000,000
2027	DEPARTMENT OF ADMINISTRATIVE SERVICES	WC027601	New County Criminal Courthouse	458,510,270	0	458,510,270
Total				\$543,561,041	\$1,600,000	\$545,161,041
2028	DOT - AIRPORT	TBD	Program Placeholder (for out-years 2 - 5) - MKE Passenger Loading Bridge Replacement	5,731,451	0	5,731,451
2028	FLEET MANAGEMENT	TBD	PROGRAM PLACEHOLDER (FOR OUT-YEARS 2 - 5) - VEHICLE AND EQUIPMENT REPLACEMENT PROGRAM	15,000,000	0	15,000,000
2028	DOT - TRANSIT	TBD	PROGRAM PLACEHOLDER (FOR OUT-YEARS 2 - 5) - BUS REPLACEMENT PROGRAM	21,000,000	0	21,000,000
2028	ZOOLOGICAL DEPARTMENT	TBD	New Tropics Building	20,000,000	20,000,000	40,000,000
Total				\$61,731,451	\$20,000,000	\$81,731,451

Note: Airport sub-projects are evaluated and ranked using the same criteria as non-airport sub-projects, but are typically not financed through general obligation bond, tax levy, or VRF revenue. Airport sub-projects are generally financed via PFC and Airport Reserve revenue(s). As a result, Airport sub-projects are not included in this table.

Capital Project Staffing/Consultant Plan:

Each project narrative and fiscal sheet has a detailed staffing plan listed. Milwaukee County's General Ordinance for Professional Services 56.30(4) requires that "[f]or projects managed by the Department of Transportation and Public Works, the Department of Transportation and Public Works is authorized to enter into contractual services or professional services agreements as may be required for specific capital improvement projects which have been previously approved by County Board action." Furthermore, "[t]he budget write-up shall contain specific information as to the scope of the project, professional services required and estimated cost of the professional service work to be performed." Subsequent to budget adoption, the Department of Transportation and the Department of Administrative Services-Facilities Management Division prepare final staffing plans, which are reviewed and approved by the County Executive and County Board of Supervisors. Any subsequent changes to the final annual staffing plans have to be approved by the County Executive and County Board of Supervisors.

THIS PAGE INTENTIONALLY
LEFT BLANK

DEBT AFFORABILITY INDICATORS



**MILWAUKEE
COUNTY**

THIS PAGE INTENTIONALLY
LEFT BLANK

Cash Financing of Capital Improvements

Policy Goal:

Cash financing for capital improvements.

Definition:

Cash financing (pay-as-you-go financing) of capital improvements means the direct non-debt (exclusive of federal, state, and local sources) financing of project costs. Cash financing typically consists of property tax levy, sales tax revenues, VRF revenue, cash contributions from reserves, sales of capital assets, and revenue from Passenger Facility Charges (PFCs). As noted previously in the budget, (typically) private contributions are one-time (non-County) allocations to specific capital projects pursuant to specific agreement(s). In order to more accurately account for the true County cash (i.e. property tax and VRF) capital contribution requirement for non-Airport projects, private contributions are excluded.

For the purpose of calculating the percentage of cash financing, all project costs financed by State, Federal or other local government agencies are excluded from project cost totals as well as any private contributions or gifts. The 2025 projection base assumes the previous 5-Year average percentage of bonds issued to fund capital projects and the 20% cash financing policy goal.

The table below includes total cash financing of \$29,207,667 and consists of:

	Sales Tax:	\$0
	Property Tax Levy:	\$26,429,985
	Miscellaneous:	\$0
	Vehicle Registration Fee (VRF):	\$0
	Airport Reserves and Passenger Facility Charge:	\$2,777,682
	Total:	\$29,207,667

Trend Information:

Budget Year	Net County Capital Cost	Direct Cash Financing	Percent Cash Financing
2024	\$91,661,064	\$29,207,667	31.9%
2025	\$89,503,455	\$17,900,691	20.0%
2026	\$92,188,559	\$18,437,712	20.0%
2027	\$94,954,215	\$18,990,843	20.0%
2028	\$97,802,842	\$19,560,568	20.0%
2029	\$100,736,927	\$20,147,385	20.0%
2030	\$103,759,035	\$20,751,807	20.0%
2031	\$106,871,806	\$21,374,361	20.0%
2032	\$110,077,960	\$22,015,592	20.0%

Direct Debt as a Percent of Equalized Value

Policy Goal:

Direct debt shall not exceed 1.5 percent of equalized property value.

Definition:

Direct debt is the total outstanding principal for general obligation bonds and notes which the County has pledged its full faith, credit and unlimited taxing power. Direct debt does not include debt issued by the County on behalf of the conduit financings issued for non-county agencies. The direct debt only includes current outstanding debt and future debt that may be issued from 2024 - 2032. Equalized property value includes the value of Tax Incremental Financing Districts (TIDs).

Trend Information:

Budget Year	Direct Debt	Equalized Value (Includes TID)	Direct Debt as % of Value
2024	\$387,824,377	\$96,037,594,500	0.40%
2025	\$537,830,000	\$100,952,525,360	0.53%
2026	\$516,790,000	\$106,118,988,399	0.49%
2027	\$495,365,000	\$111,549,856,318	0.44%
2028	\$473,320,000	\$117,258,660,606	0.40%
2029	\$424,820,000	\$123,259,625,255	0.34%
2030	\$398,280,000	\$129,567,702,203	0.31%
2031	\$372,485,000	\$136,198,608,583	0.27%
2032	\$357,725,000	\$143,168,865,886	0.25%

**The State of Wisconsin - Department of Revenue (DOR) annually certifies equalized value by August 15th and remains effective through August 14th of the subsequent year. The County's BUDGET YEAR amount of \$96,037,594,500 reflects the DOR's certification for August 15th, 2023 through August 14th, 2024.*

Equalized value projections (2024 - 2032) are based on the previous 5-Year DOR certified average.

Direct Debt Per Capita

Policy Goal:

Direct debt per capita shall not exceed \$500.

Definition:

Direct debt is the total outstanding principal for general obligation bonds and notes which the County has pledged its full faith, credit and unlimited taxing power. Direct debt per capita is determined by dividing direct debt totals by the most recent estimate of the number of persons residing in Milwaukee County. The 2023 Budget Year Direct Debt per Capita figure was \$462.

Trend Information:

Budget Year	Direct Debt	County Population	Direct Debt Per Capita
2024	\$387,824,377	939,487	\$413
2025	\$537,830,000	939,487	\$572
2026	\$516,790,000	939,487	\$550
2027	\$495,365,000	939,487	\$527
2028	\$473,320,000	939,487	\$504
2029	\$424,820,000	939,487	\$452
2030	\$398,280,000	939,487	\$424
2031	\$372,485,000	939,487	\$396
2032	\$357,725,000	939,487	\$381
2033	\$342,925,000	939,487	\$365

**Source: State of Wisconsin - Department of Administration*

Note:

Direct debt per capita can be used to compare debt levels between issuers or communities but is not a good indicator of real debt burdens over time unless it is adjusted for price level changes. The recommendation to establish this debt policy goal included the caution that this policy must be updated annually to be meaningful and to reflect changes in real price levels.

THIS PAGE INTENTIONALLY
LEFT BLANK

User Guide Capital Projects Narratives



**MILWAUKEE
COUNTY**

2024 ADOPTED CAPITAL BUDGET

THIS PAGE INTENTIONALLY
LEFT BLANK

----- User Guide-Capital Budget Narrative -----

Lightcourt Replacements (4) - County Courthouse

Project: **WC0178**
Sub-Project: **WC017801**

Reflects the Sub-Project Title.

Each different Project and Sub-Project has its own unique title and associated 6-digit Project code and 8-digit Sub-Project code. See the PROJECT and SUB-PROJECT items in this USER-GUIDE for additional detail.

Capital projects are presented in a Project/Sub-Project format. A Sub-Project is a level lower than a Project. A Project may be comprised of multiple related Sub-Projects. Projects are associated with a unique 6-digit Project code and Sub-Projects utilize a unique 8-digit code (i.e. the 6-digit Project code plus an additional two numeric characters).

In general, most County Projects will be comprised of only one Sub-Project. On occasion, more complex, larger, multi-year Projects may be comprised of more than one Sub-Project. This is done in order to better account for individual project scope and maintain a more efficient form of revenue and expenditure monitoring.

2024 Sub-Project Addresses the following item/issue:

The County Courts area (affected by the water leakage) provide critical family court services to the public (a core Courts service/function). There have been approximately 10 (water leaking) incidents within the past 5 years that have caused services to be temporary delayed and rescheduled until repairs can be made. Continued leaking issues are likely to cause similar problems and additional delays until the roof can be replaced and will negatively affect the Courts ability to effectively carry out this core service/function.

The County Courts area (affected by the water leakage) provide critical family court services to the public (a core Courts service/function). There have been approximately 10 (water leaking) incidents within the past 5 years that have caused services to be temporary delayed and rescheduled until repairs can be made. Continued leaking issues are likely to cause similar problems and additional delays until the roof can be replaced and will negatively affect the Courts ability to effectively carry out this core service/function.

This section indicates the need/justification of a capital sub-project as presented by the requesting Agency/Department. It provides the reader with information as to the issue/need addressed, severity, and how Project/Sub-Project fulfills the County Departments' core function/service(s). Key information generally includes the primary project need (i.e. deteriorated roof that requires replacement), severity of the problem(s) and any related agreement(s), fed/state/local mandates-regulations, that are associated with the sub-project.

2024 Sub-Project Scope of Work:

The scope of work includes planning and design for the replacement of roof replacement over the Family Court area of the County Courthouse (located at 901 N. 9th St., Milwaukee, WI). With respect to sustainability, new equipment will incorporate energy efficient and sustainable design as allowed by the building code for this installation.

Reflects sub-project deliverables *as funded in year 1*. Once adopted, any change in scope (in this section for funded year 1), requires a current-year appropriation transfer to modify the scope and related budget authority, and adoption of the appropriation transfer by the County Board.

2025 - 2028 Sub-Project Scope of Work:

The forecasted scope of work is anticipated to include the construction phase for the removal of the existing roofing system and installation of a new roofing system and roofing related roofing component replacements.

In general, no appropriations are made for the out-years as part of the annual budgeting process. Therefore, this section reflects the anticipated or estimated sub-project deliverables for the planning out-years (2 - 5).

Any surplus appropriations available upon completion of an approved project must be lapsed at year-end. Surplus appropriation shall not be used to expand an approved project scope without the approval of the County Board of Supervisors and the County Executive. Adjustments to reduce the project scope shall be made, as necessary, in order to not exceed authorized budget appropriation(s).

Includes the sub-project BUDGET APPROPRIATION (gray) and PLANNED (white) funding amounts from County & Federal/ State/Local/Other sources. ¹

Reflects any project funding from a Federal, State, Local, and/or Other sources (i.e. private contributions, gifts/donations).

Indicates COUNTY-ONLY BUDGET APPROPRIATION (Year 1).

Capital Sub-Project Cost and Reimbursement Revenue By Year (2024 - 2028)

BUDGET YEAR	CAPITAL	CAPITAL REIMBURSEMENT REVENUE			NET COUNTY
	APPROPRIATION	FEDERAL	STATE	LOCAL/OTHER	COMMITMENT
2024	\$75,000	\$0	\$10,000	\$0	\$65,000
2025	\$0	\$0	\$0	\$0	\$0
2026	\$900,000	\$0	\$0	\$0	\$900,000
2027	\$0	\$0	\$0	\$0	\$0
2028	\$0	\$0	\$0	\$0	\$0
TOTAL	\$975,000	\$0	\$10,000	\$0	\$965,000

This table reflects all sub-project funding sources for the 2024 budget year.

PLANNED COUNTY-ONLY funding for years 2 through 5. These costs are re-estimated during the County's annual budget process. ¹

2024 Budget Year Financing

Property Tax	Sales & Use Tax	Vehicle Reg Fee (VRF)	Other Revenue	G.O. Bonds & Notes	Revenue Bonds	PFC Revenue	Airport Reserve	Federal, State & Local Aid	Gifts & Cash Contributions	Total
\$0	\$0	\$0	\$0	\$150,000	\$0	\$0	\$0	\$0	\$50,000	\$200,000

This table reflects all previously adopted sub-project appropriations (1st two columns). The 2024 budget appropriation (3rd column) and planned out-year costs (4th column). The Total Approp. column represents all prior year appropriations, 2024 appropriations, and planned out-year (2025 - 2028) appropriations.

Capital Sub-Project Breakdown

SUB-PROJECT PHASE:	Prior Yr(s) Approp.*	2023 LTD BAL*	2024 Approp.	2025 - 2028 Approp.	Total Approp.
(1) Planning/Design	\$0	\$0	\$200,000	\$0	\$200,000
(2) Const/Implementation	\$0	\$0	\$0	\$0	\$0
(3) Right-of-Way Acquisition	\$0	\$0	\$0	\$3,000,000	\$3,000,000
(4) Equipment	\$0	\$0	\$0	\$0	\$0
TOTAL	\$0	\$0	\$200,000	\$3,000,000	\$3,200,000

*Reflect sub-project's: 1) Amended prior year appropriations; 2) Available project balance life-to-date (LTD) as of: 7/1/2023

*New capital sub-projects will reflect \$0 in these columns as no previous appropriations were made.

Includes previous appropriations made through the annual budget process as well as current-year appropriation transfers (that may increase or decrease budget authority in a given sub-

Reflects the net available balance in an existing, previously adopted capital sub-project. The net available balance is the product of previous years' appropriations less actual expenditures and encumbrances life-to-date (LTD).

General table that reflects other key sub-project information in a summarized format.

This table outlines the estimated project schedule.²

Initial Sub-Project Schedule	Year	QTR
Complete Site Acquisition	N/A	N/A
Complete Preliminary Plan	2024	4
Complete Final Plans & Specs	2025	1
Begin Construction/Purchase Asset	2026	1
Construction Substantially Completed	2026	4
Scheduled Sub-Project Closeout	2027	1

Requesting Department or Agency:
Department of

Functional Group:
Administration

Managing Department or Agency:
1-FACILITIES

Capital Category:
FAC_REPLACE

Specialized Consultant(s) Retained:
Yes

Useful Life (Yrs)
30

1.) The out-years (i.e. 2025 - 2028) typically act as a planning tool to indicate the (estimated) project costs for those particular years. As such, the County is NOT committing future year funding indicated in the out-years, unless there is a County Board authorized legal instrument and/or a state/federal mandate directing the County to do so.

2.) Preliminary schedule. The project schedule is subject to change as the project scope and design become more refined and actual construction, implementation, and/or equipment purchase is implemented. If "N/A" is indicated, the item does not apply to this particular project.

THIS PAGE INTENTIONALLY
LEFT BLANK

ADMINISTRATIVE FUNCTION

Courthouse Complex
Information Management



**MILWAUKEE
COUNTY**

2024 ADOPTED CAPITAL BUDGET

THIS PAGE INTENTIONALLY
LEFT BLANK

PROJECTS NARRATIVES

1750 - Courthouse Complex



**MILWAUKEE
COUNTY**

2024 ADOPTED CAPITAL BUDGET

2024 Sub-Project Addresses the following item/issue:

The 9 elevators in the Milwaukee County historic courthouse have been upgraded over time, but are fundamentally original to the building, at the end of their useful life, and need to be fully replaced. Elevator safety is a life safety issue, and unfortunately these elevators have been experiencing increased rates of failure and entrapment of occupants. Eight of the elevators are passenger elevators serving County employees, elected officials, WI District Court personnel and the public. One of the elevators is a service elevator used to transport occupants from the CJF to courtrooms and back by the Sheriff's office.

2024 Scope of Work:

The scope of work includes a phased shutdown and replacement County Courthouse facility elevators.

2025 - 2028 Scope of Work:

None.

Any surplus appropriations available upon completion of an approved project must be lapsed at year-end. Surplus appropriation shall not be used to expand an approved project scope without the approval of the County Board of Supervisors and the County Executive. Adjustments to reduce the project scope shall be made, as necessary, in order to not exceed authorized budget appropriation(s).

Cost Sub-Project Cost and Reimbursement Revenue by Year (2024 - 2028)

BUDGET YEAR	CAPITAL APPROPRIATION	CAPITAL REIMBURSEMENT REVENUE			NET COUNTY COMMITMENT
		FEDERAL	STATE	LOCAL/OTHER	
2024	5,000,000	0	0	0	5,000,000
2025	0	0	0	0	0
2026	0	0	0	0	0
2027	0	0	0	0	0
2028	0	0	0	0	0
Total	\$5,000,000	\$0	\$0	\$0	\$5,000,000

2024 Budget Year Financing

Property Tax	Sales & Use Tax	Other Revenue	G.O. Bonds & Notes	Revenue Bonds	PFC Revenue	Airport Revenue	Federal, State, & Local Aid	Gifts & Cash Contributions	Total
0	0	0	5,000,000	0	0	0	0	0	\$5,000,000

Capital Sub-Project Breakdown

SUB-PROJECT BY PHASE	Prior Yr(s) Appropriation*	2023 LTD BAL*	2024 Appropriation	2025 - 2028 Appropriation	Total Appropriation
(1) Basic Planning & Design	0	0	0	0	0
(2) Construction & Implementation	585,174	585,174	5,000,000	0	5,585,174
(3) Right-of-Way Acquisition	0	0	0	0	0
(4) Equipment	0	0	0	0	0
Total	\$585,174	\$585,174	\$5,000,000	\$0	\$5,585,174

*These columns represent the sub-project's: 1) Amended prior year appropriations; 2) Available project balance life-to-date (LTD) as of: 8/30/2023

Initial Sub-Project Schedule	Year	Qtr
Complete Site Acquisition (if applicable)		
Complete Preliminary Plan (if applicable)		TBD
Complete Final Plans & Specs		TBD
Begin Implementation/Purchase Asset		TBD
Substantially Completed		TBD
Scheduled Sub-Project Closeout		TBD

Requesting Department or Agency: Department of Administrative Services
Managing Agency:
Specialized Consultants Retained: YES
Functional Group: Administration
Capital Category:
Useful Life:

2024 Sub-Project Addresses the following item/issue:

Renovate one of the evidence/file storage rooms, SB 223, into a central evidence repository for the Clerk of Circuit Court's Criminal Division. Today, the Criminal Division divides evidence and case files between four separate rooms in the Safety Building, several of which are highly susceptible to flooding or fire damage. In recent history, there have been considerable flooding issues in some of our older evidence rooms, including in the last few months. The key costs would include: upgrades to the fire suppression system to mitigate against fire damage; grating the windows (facing the inner courtyard) to ensure the security of evidence maintained in the room; fixing other windows that are cracked or otherwise damaged; and the insertion of secure lockers for firearms.

2024 Scope of Work:

The scope of work includes study of existing conditions, planning, and design for renovation one of a Safety Buildings evidence/file storage room, SB 223, into a central evidence repository for the Clerk of Circuit Court's Criminal Division. Considerations include mechanical, plumbing, security, flooring, electrical, vault, furniture, ceiling, fire detection and dry sprinkler protection, secure doors, windows, bullet proof drop of window, paint, equipment, and hazardous material assessment.

The design work includes alternative project sequencing and/or location(s) where the new evidence room can be constructed and used throughout the demolition of the old Safety Building and construction of the new Criminal Courthouse facility.

2025 - 2028 Scope of Work:

The scope of work includes construction of this project.

Any surplus appropriations available upon completion of an approved project must be lapsed at year-end. Surplus appropriation shall not be used to expand an approved project scope without the approval of the County Board of Supervisors and the County Executive. Adjustments to reduce the project scope shall be made, as necessary, in order to not exceed authorized budget appropriation(s).

Safety Building - Evidence Room Space Consolidation

Project: **WC0278**
 Sub-Project: **WC027801**

Cost Sub-Project Cost and Reimbursement Revenue by Year (2024 - 2028)

BUDGET YEAR	CAPITAL APPROPRIATION	CAPITAL REIMBURSEMENT REVENUE			NET COUNTY COMMITMENT
		FEDERAL	STATE	LOCAL/OTHER	
2024	26,720	0	0	0	26,720
2025	114,560	0	0	0	114,560
2026	0	0	0	0	0
2027	0	0	0	0	0
2028	0	0	0	0	0
Total	\$141,280	\$0	\$0	\$0	\$141,280

2024 Budget Year Financing

Property Tax	Sales & Use Tax	Other Revenue	G.O. Bonds & Notes	Revenue Bonds	PFC Revenue	Airport Revenue	Federal, State, & Local Aid	Gifts & Cash Contributions	Total
26,720	0	0	0	0	0	0	0	0	\$26,720

Capital Sub-Project Breakdown

SUB-PROJECT BY PHASE	Prior Yr(s) Appropriation*	2023 LTD BAL*	2024 Appropriation	2025 - 2028 Appropriation	Total Appropriation
(1) Basic Planning & Design		0	26,720	0	26,720
(2) Construction & Implementation		0	0	114,560	114,560
(3) Right-of-Way Acquisition		0	0	0	0
(4) Equipment		0	0	0	0
Total		\$0	\$26,720	\$114,560	\$141,280

*These columns represent the sub-project's: 1) Amended prior year appropriations; 2) Available project balance life-to-date (LTD) as of: N/A

Initial Sub-Project Schedule	Year	Qtr
Complete Site Acquisition (if applicable)	NA	0
Complete Preliminary Plan (if applicable)	2024	1
Complete Final Plans & Specs	2024	2
Begin Implementation/Purchase Asset	2025	1
Substantially Completed	2025	3
Scheduled Sub-Project Closeout	2025	4

Requesting Department or Agency: Combined Court Related Operations
Managing Agency: 1-FACILITIES MANAGEMENT (AE-EE-FM)
Specialized Consultants Retained: Yes
Functional Group: Courts and Judiciary
Capital Category: FAC_REPLACE
Useful Life: 20

2024 Sub-Project Addresses the following item/issue:

The skywalk, leading from Community Justice Facility to the Safety Building, has experienced leakage and corrosion over the years. The skywalk was constructed approximately 30 years ago. This walk-way is traversed by tenants and visitors daily. This project will consist of a full physical assessment of the skywalk and a recommended scope of work for full rehabilitation. Milwaukee County is performing an updated assessment in 2023 to determine the extent of current conditions.

2024 Scope of Work:

Scope of Work Detail: Scope of work includes planning & design of skywalk rehabilitation. This includes assessment report of skwalk conditions - internal & external, and structural.

2025 - 2028 Scope of Work:

Scope of work includes construction of project design.

Any surplus appropriations available upon completion of an approved project must be lapsed at year-end. Surplus appropriation shall not be used to expand an approved project scope without the approval of the County Board of Supervisors and the County Executive. Adjustments to reduce the project scope shall be made, as necessary, in order to not exceed authorized budget appropriation(s).

Cost Sub-Project Cost and Reimbursement Revenue by Year (2024 - 2028)

BUDGET YEAR	CAPITAL APPROPRIATION	CAPITAL REIMBURSEMENT REVENUE			NET COUNTY COMMITMENT
		FEDERAL	STATE	LOCAL/OTHER	
2024	72,810	0	0	0	72,810
2025	0	0	0	0	0
2026	543,650	0	0	0	543,650
2027	0	0	0	0	0
2028	0	0	0	0	0
Total	\$616,460	\$0	\$0	\$0	\$616,460

2024 Budget Year Financing

Property Tax	Sales & Use Tax	Other Revenue	G.O. Bonds & Notes	Revenue Bonds	PFC Revenue	Airport Revenue	Federal, State, & Local Aid	Gifts & Cash Contributions	Total
72,810	0	0	0	0	0	0	0	0	\$72,810

Capital Sub-Project Breakdown

SUB-PROJECT BY PHASE	Prior Yr(s) Appropriation*	2023 LTD BAL*	2024 Appropriation	2025 - 2028 Appropriation	Total Appropriation
(1) Basic Planning & Design		0	72,810	0	72,810
(2) Construction & Implementation		0	0	543,650	543,650
(3) Right-of-Way Acquisition		0	0	0	0
(4) Equipment		0	0	0	0
Total		\$0	\$72,810	\$543,650	\$616,460

*These columns represent the sub-project's: 1) Amended prior year appropriations; 2) Available project balance life-to-date (LTD) as of: N/A

Initial Sub-Project Schedule	Year	Qtr
Complete Site Acquisition (if applicable)	NA	0
Complete Preliminary Plan (if applicable)	2024	2
Complete Final Plans & Specs	2024	4
Begin Implementation/Purchase Asset	2026	2
Substantially Completed	2026	4
Scheduled Sub-Project Closeout	2027	1

Requesting Department or Agency: Department of Administrative Services
Managing Agency: 1-FACILITIES MANAGEMENT (AE-EE-FM)
Specialized Consultants Retained: Yes
Functional Group: Administration
Capital Category: FAC_REPLACE
Useful Life: 30

2024 Sub-Project Addresses the following item/issue:

The current CJF determine area sink and toilet flushing system, which provides for full controls and monitoring to flushing toilets simultaneously (common in correctional facilities), is failing. Deliberate multiple flushes by inmates causes flooding within the CJF and allows foreign objects to be flushed into the sewage system. Milwaukee County received notice from the Milwaukee Metropolitan Sewerage District (MMSD) that foreign objects being flushed into the sewage system violates Section 11.202(3) of the MMSD Rules. Efforts are being made in 2023 to ensure the system remains operable. To address this failing system, a new system needs to replace the failing system. This new system will provide remote flushing capabilities, schedule usage, and control all of the parameters for a single cell, multiple cells, or even the entire facility.

2024 Scope of Work:

The scope of work includes buying and installing a new flush control system for CJF. This will provide remote flushing capabilities, schedule usage, and control all of the parameters for a single cell, multiple cells, or even the entire facility.

2025 - 2028 Scope of Work:

None.

Any surplus appropriations available upon completion of an approved project must be lapsed at year-end. Surplus appropriation shall not be used to expand an approved project scope without the approval of the County Board of Supervisors and the County Executive. Adjustments to reduce the project scope shall be made, as necessary, in order to not exceed authorized budget appropriation(s).

Cost Sub-Project Cost and Reimbursement Revenue by Year (2024 - 2028)

BUDGET YEAR	CAPITAL APPROPRIATION	CAPITAL REIMBURSEMENT REVENUE			NET COUNTY COMMITMENT
		FEDERAL	STATE	LOCAL/OTHER	
2024	650,190	0	0	0	650,190
2025	0	0	0	0	0
2026	0	0	0	0	0
2027	0	0	0	0	0
2028	0	0	0	0	0
Total	\$650,190	\$0	\$0	\$0	\$650,190

2024 Budget Year Financing

Property Tax	Sales & Use Tax	Other Revenue	G.O. Bonds & Notes	Revenue Bonds	PFC Revenue	Airport Revenue	Federal, State, & Local Aid	Gifts & Cash Contributions	Total
650,190	0	0	0	0	0	0	0	0	\$650,190

Capital Sub-Project Breakdown

SUB-PROJECT BY PHASE	Prior Yr(s) Appropriation*	2023 LTD BAL*	2024 Appropriation	2025 - 2028 Appropriation	Total Appropriation
(1) Basic Planning & Design		0	0	0	0
(2) Construction & Implementation		0	650,190	0	650,190
(3) Right-of-Way Acquisition		0	0	0	0
(4) Equipment		0	0	0	0
Total		\$0	\$0	\$650,190	\$650,190

*These columns represent the sub-project's: 1) Amended prior year appropriations; 2) Available project balance life-to-date (LTD) as of: N/A

Initial Sub-Project Schedule	Year	Qtr
Complete Site Acquisition (if applicable)	NA	0
Complete Preliminary Plan (if applicable)	NA	0
Complete Final Plans & Specs	NA	0
Begin Implementation/Purchase Asset	2024	1
Substantially Completed	2024	3
Scheduled Sub-Project Closeout	2024	4

Requesting Department or Agency: Department of Administrative Services
Managing Agency: 1-FACILITIES MANAGEMENT (AE-EE-FM)
Specialized Consultants Retained: Yes
Functional Group: Administration
Capital Category: FAC_REPLACE
Useful Life: 20

2024 Sub-Project Addresses the following item/issue:

The existing Public Safety Building does not meet current design standards for courtroom facilities (including separate paths of travel for the various users of the facility), has an extensive list of deferred maintenance needs, and currently has significant underutilized space. Current planning efforts for replacement of the Public Safety Building has been underway in a phased approach since 2015 (see previous capital project WC0148). The current project scope envisions demolition of the existing Public Safety Building, construction of the new Criminal Courthouse in the same footprint, related improvements to the Historic Courthouse, and relocation of staff and court functions to temporary swing space during construction.

2024 Scope of Work:

The scope of work includes retaining and engaging consultants to advance planning and design to design development stage: Owners rep for assistance in project management and cost estimate updates, design consultant, construction manager for pre-construction services, public engagement consultant, and specialty contractors (i.e. conduct geotechnical investigations).

2025 - 2028 Scope of Work:

Design development, acquisition and build-out of swing space, relocation out of the Safety Building, demolition of Safety Building, construction of new criminal courthouse, related improvements to Historic Courthouse.

Any surplus appropriations available upon completion of an approved project must be lapsed at year-end. Surplus appropriation shall not be used to expand an approved project scope without the approval of the County Board of Supervisors and the County Executive. Adjustments to reduce the project scope shall be made, as necessary, in order to not exceed authorized budget appropriation(s).

Cost Sub-Project Cost and Reimbursement Revenue by Year (2024 - 2028)

BUDGET YEAR	CAPITAL APPROPRIATION	CAPITAL REIMBURSEMENT REVENUE			NET COUNTY COMMITMENT
		FEDERAL	STATE	LOCAL/OTHER	
2024	9,450,000	0	0	0	9,450,000
2025	0	0	0	0	0
2026	20,450,000	0	0	0	20,450,000
2027	458,510,270	0	0	0	458,510,270
2028	0	0	0	0	0
Total	\$488,410,270	\$0	\$0	\$0	\$488,410,270

2024 Budget Year Financing

Property Tax	Sales & Use Tax	Other Revenue	G.O. Bonds & Notes	Revenue Bonds	PFC Revenue	Airport Revenue	Federal, State, & Local Aid	Gifts & Cash Contributions	Total
9,450,000	0	0	0	0	0	0	0	0	\$9,450,000

Capital Sub-Project Breakdown

SUB-PROJECT BY PHASE	Prior Yr(s) Appropriation*	2023 LTD BAL*	2024 Appropriation	2025 - 2028 Appropriation	Total Appropriation
(1) Basic Planning & Design	0	0	9,450,000	28,960,270	38,410,270
(2) Construction & Implementation	0	0	0	450,000,000	450,000,000
(3) Right-of-Way Acquisition	0	0	0	0	0
(4) Equipment	0	0	0	0	0
Total	\$0	\$0	\$9,450,000	\$478,960,270	\$488,410,270

*These columns represent the sub-project's: 1) Amended prior year appropriations; 2) Available project balance life-to-date (LTD) as of: N/A

Initial Sub-Project Schedule	Year	Qtr
Complete Site Acquisition (if applicable)	2025	2
Complete Preliminary Plan (if applicable)	2024	4
Complete Final Plans & Specs	2025	4
Begin Implementation/Purchase Asset	2027	1
Substantially Completed	2029	4
Scheduled Sub-Project Closeout	2030	4

Requesting Department or Agency: Department of Administrative Services
Managing Agency: 1-FACILITIES MANAGEMENT (AE-EE-FM)
Specialized Consultants Retained: Yes
Functional Group: Administration
Capital Category: FAC_NEW
Useful Life: 100

PROJECTS NARRATIVES

I770 - Information Management



**MILWAUKEE
COUNTY**

2024 ADOPTED CAPITAL BUDGET

2024 Sub-Project Addresses the following item/issue:

Milwaukee County's technology equipment (e.g., laptops, desktops, printers, tablets, network devices, AV equipment, etc.) has end of life / end of support dates from vendors. In order to maintain good operations, vendor support, and a secure environment, these pieces of equipment need regular lifecycle / replacement. DAS-IMSD is responsible for managing the County's IT infrastructure for various departments, computers, printers, switches, routers, access points, and other hardware components. DAS-IMSD faces major challenges in managing the lifecycle of the County's aging IT components. To address these issues, an annual comprehensive lifecycle management program will help ensure hardware is acquired, maintained, and disposed of in a structured manner, taking into account factors such as performance, security, and environmental impact.

Funding IT lifecycle management resolves several problems, including:

- 1) Addressing increasing maintenance costs: Without proper lifecycle management, DAS-IMSD may continue to maintain old hardware components that have exceeded their useful life. This leads to increased maintenance costs and reduced efficiency.
- 2) Addressing security risks: Outdated hardware components may lack critical security features or may not receive security updates, leaving them vulnerable to cyber attacks. This can lead to data breaches and other security incidents.
- 3) Addressing environmental impacts: Improper disposal of hardware components can have a significant environmental impact. Without a proper lifecycle management program, the County may dispose of hardware components in ways that are harmful to the environment.

2024 Scope of Work:

Lifecycle replacement and deployment of end user devices (e.g., laptops, desktops, etc.) and network equipment (e.g., switches, routes, wireless access points, etc.) based on IMSDs asset tracking and end of life status.

2025 - 2028 Scope of Work:

Lifecycle replacement and deployment of end user devices (e.g., laptops, desktops, etc.) and network equipment (e.g., switches, routes, wireless access points, etc.) based on IMSDs asset tracking and end of life status, as included in the 5-Year Capital Improvement plan (for years 2 - 5) as capital project: TBD-032910-Program Placeholder (For Out-Years 2 - 5) - Technology Lifecycle Replacements.

Any surplus appropriations available upon completion of an approved project must be lapsed at year-end. Surplus appropriation shall not be used to expand an approved project scope without the approval of the County Board of Supervisors and the County Executive. Adjustments to reduce the project scope shall be made, as necessary, in order to not exceed authorized budget appropriation(s).

Cost Sub-Project Cost and Reimbursement Revenue by Year (2024 - 2028)

BUDGET YEAR	CAPITAL APPROPRIATION	CAPITAL REIMBURSEMENT REVENUE			NET COUNTY COMMITMENT
		FEDERAL	STATE	LOCAL/OTHER	
2024	1,500,000	0	0	0	1,500,000
2025	0	0	0	0	0
2026	0	0	0	0	0
2027	0	0	0	0	0
2028	0	0	0	0	0
Total	\$1,500,000	\$0	\$0	\$0	\$1,500,000

2024 Budget Year Financing

Property Tax	Sales & Use Tax	Other Revenue	G.O. Bonds & Notes	Revenue Bonds	PFC Revenue	Airport Revenue	Federal, State, & Local Aid	Gifts & Cash Contributions	Total
1,500,000	0	0	0	0	0	0	0	0	\$1,500,000

Capital Sub-Project Breakdown

SUB-PROJECT BY PHASE	Prior Yr(s) Appropriation*	2023 LTD BAL*	2024 Appropriation	2025 - 2028 Appropriation	Total Appropriation
(1) Basic Planning & Design		0	0	0	0
(2) Construction & Implementation		0	1,500,000	0	1,500,000
(3) Right-of-Way Acquisition		0	0	0	0
(4) Equipment		0	0	0	0
Total		\$0	\$1,500,000	\$0	\$1,500,000

*These columns represent the sub-project's: 1) Amended prior year appropriations; 2) Available project balance life-to-date (LTD) as of: N/A

Initial Sub-Project Schedule	Year	Qtr
Complete Site Acquisition (if applicable)	NA	0
Complete Preliminary Plan (if applicable)	2024	1
Complete Final Plans & Specs	2024	1
Begin Implementation/Purchase Asset	2024	1
Substantially Completed	2024	4
Scheduled Sub-Project Closeout	2025	1

Requesting Department or Agency: Department of Administrative Services - Information Management Services Division
Managing Agency: 2-INFORMATION MANAGEMENT SERVICES
Specialized Consultants Retained: NO
Functional Group: Administration
Capital Category: TECH
Useful Life: 3

PUBLIC SAFETY FUNCTION

Community Reintegration Center
Office Of Emergency Management
Sheriff



**MILWAUKEE
COUNTY**

2024 ADOPTED CAPITAL BUDGET

THIS PAGE INTENTIONALLY
LEFT BLANK

PROJECTS NARRATIVES

1800 - Community Reintegration Center



**MILWAUKEE
COUNTY**

2024 ADOPTED CAPITAL BUDGET

2024 Sub-Project Addresses the following item/issue:

The Powerhouse at the CRC was built in 1947. There are five windows that are 8ft wide by 12ft high, eight windows that are 5ft wide by 12ft high, and 1 window that is 4ft wide by 8 ft high. These structural windows are original to the building and are beyond their useful life. Some of the windows are starting to separate from the building which could cause structural issues to the building. This project should include replacing the windows with standard sizes and blocking up the rest of the area since such large windows are no longer needed.

2024 Scope of Work:

The scope of work includes design of CRCs Powerhouse Building windows. There are five windows that are 8ft wide by 12ft high, eight windows that are 5ft wide by 12ft high, and 1 window that is 4ft wide by 8 ft high. Design to replacing the windows with standard sizes and blocking up the rest of the area since such large windows are no longer needed. Reduce existing opening to half the size with in-fill CMU and 20"x20" casement style window at each location.

2025 - 2028 Scope of Work:

The scope of work includes construction of 100% design.

Any surplus appropriations available upon completion of an approved project must be lapsed at year-end. Surplus appropriation shall not be used to expand an approved project scope without the approval of the County Board of Supervisors and the County Executive. Adjustments to reduce the project scope shall be made, as necessary, in order to not exceed authorized budget appropriation(s).

Cost Sub-Project Cost and Reimbursement Revenue by Year (2024 - 2028)

BUDGET YEAR	CAPITAL APPROPRIATION	CAPITAL REIMBURSEMENT REVENUE			NET COUNTY COMMITMENT
		FEDERAL	STATE	LOCAL/OTHER	
2024	411,860	0	0	0	411,860
2025	0	0	0	0	0
2026	3,177,520	0	0	0	3,177,520
2027	0	0	0	0	0
2028	0	0	0	0	0
Total	\$3,589,380	\$0	\$0	\$0	\$3,589,380

2024 Budget Year Financing

Property Tax	Sales & Use Tax	Other Revenue	G.O. Bonds & Notes	Revenue Bonds	PFC Revenue	Airport Revenue	Federal, State, & Local Aid	Gifts & Cash Contributions	Total
411,860	0	0	0	0	0	0	0	0	\$411,860

Capital Sub-Project Breakdown

SUB-PROJECT BY PHASE	Prior Yr(s) Appropriation*	2023 LTD BAL*	2024 Appropriation	2025 - 2028 Appropriation	Total Appropriation
(1) Basic Planning & Design		0	411,860	0	411,860
(2) Construction & Implementation		0	0	3,177,520	3,177,520
(3) Right-of-Way Acquisition		0	0	0	0
(4) Equipment		0	0	0	0
Total		\$0	\$411,860	\$3,177,520	\$3,589,380

*These columns represent the sub-project's: 1) Amended prior year appropriations; 2) Available project balance life-to-date (LTD) as of: N/A

Initial Sub-Project Schedule	Year	Qtr
Complete Site Acquisition (if applicable)	NA	0
Complete Preliminary Plan (if applicable)	2024	2
Complete Final Plans & Specs	2024	4
Begin Implementation/Purchase Asset	2026	2
Substantially Completed	2026	3
Scheduled Sub-Project Closeout	2026	1

<p>Requesting Department or Agency: Community Reintegration Center</p> <p>Managing Agency: 1-FACILITIES MANAGEMENT (AE-EE-FM)</p> <p>Specialized Consultants Retained: Yes</p> <p>Functional Group: Public Safety</p> <p>Capital Category: FAC_REPLACE</p> <p>Useful Life: 30</p>

PROJECTS NARRATIVES

1820 - Office Of Emergency
Management



**MILWAUKEE
COUNTY**

2024 ADOPTED CAPITAL BUDGET

2024 Sub-Project Addresses the following item/issue:

Milwaukee County public safety portable radios are nearing end of life and end of support. These assets are in urgent need of being replaced due to being on Capital for a number of years. These assets provide interoperable communications to over 180 in network agencies and countless other incoming out of network agencies responding for mutual aid. These assets are used heavily on a daily basis to provide mutual aid communications to and from municipal agencies within the Milwaukee County and surrounding areas.

2024 Scope of Work:

The scope of work includes the purchase and installation of new radios (and related equipment) for Countywide deployment.

2025 - 2028 Scope of Work:

Future procurement of new radios (and related equipment).

Any surplus appropriations available upon completion of an approved project must be lapsed at year-end. Surplus appropriation shall not be used to expand an approved project scope without the approval of the County Board of Supervisors and the County Executive. Adjustments to reduce the project scope shall be made, as necessary, in order to not exceed authorized budget appropriation(s).

Countywide Radio Project (APX Next) APX7000 (End of Life)

Project: **WQ0202**
 Sub-Project: **WQ020201**

Cost Sub-Project Cost and Reimbursement Revenue by Year (2024 - 2028)

BUDGET YEAR	CAPITAL APPROPRIATION	CAPITAL REIMBURSEMENT REVENUE			NET COUNTY COMMITMENT
		FEDERAL	STATE	LOCAL/OTHER	
2024	766,670	0	0	0	766,670
2025	766,670	0	0	0	766,670
2026	766,670	0	0	0	766,670
2027	100,000	0	0	0	100,000
2028	0	0	0	0	0
Total	\$2,400,010	\$0	\$0	\$0	\$2,400,010

2024 Budget Year Financing

Property Tax	Sales & Use Tax	Other Revenue	G.O. Bonds & Notes	Revenue Bonds	PFC Revenue	Airport Revenue	Federal, State, & Local Aid	Gifts & Cash Contributions	Total
766,670	0	0	0	0	0	0	0	0	\$766,670

Capital Sub-Project Breakdown

SUB-PROJECT BY PHASE	Prior Yr(s) Appropriation*	2023 LTD BAL*	2024 Appropriation	2025 - 2028 Appropriation	Total Appropriation
(1) Basic Planning & Design		0	0	0	0
(2) Construction & Implementation		0	0	0	0
(3) Right-of-Way Acquisition		0	0	0	0
(4) Equipment		0	766,670	1,633,340	2,400,010
Total		\$0	\$0	\$1,633,340	\$2,400,010

*These columns represent the sub-project's: 1) Amended prior year appropriations; 2) Available project balance life-to-date (LTD) as of: N/A

Initial Sub-Project Schedule	Year	Qtr
Complete Site Acquisition (if applicable)	NA	0
Complete Preliminary Plan (if applicable)	NA	0
Complete Final Plans & Specs	NA	0
Begin Implementation/Purchase Asset	2024	1
Substantially Completed	2024	4
Scheduled Sub-Project Closeout	2025	1

Requesting Department or Agency: Office of Emergency Management
Managing Agency: 4-SAME AS REQUESTING DEPT/AGENCY (EXCLUDES DOT, FCLTY MNGMNT, AND IMSD)
Specialized Consultants Retained: NO
Functional Group: Public Safety
Capital Category: TECH
Useful Life: 15

PROJECTS NARRATIVES

1830 - Sheriff



**MILWAUKEE
COUNTY**

2024 ADOPTED CAPITAL BUDGET

2024 Sub-Project Addresses the following item/issue:

The Milwaukee County Sheriff's Office (MCSO) has indicated improving screening of the public entering County facilities will eliminate a significant safety hazard. The manufacturer recommends replacing equipment every 8-10 years. All x-ray machines are past or close to that lifespan. New and upgraded x-ray machines have technology that enhances and expedites security screening operations, produces reliable and easy-to-interpret scanned images, features a large LCD screen, and has a range of optional software capabilities. MCSO currently have 13 magnetometers, 6 can no longer be serviced due to age and the inability to obtain parts. The current hand-held wands are damaged and no longer hold a charge requiring battery changes several times during a shift. The new generation hand-held detectors have programmable sensitivity, extended continuous operation time, high reliability, and calibration-free operations. In 2022, the equipment service contract was altered because some equipment was too old to obtain parts. New and upgraded equipment will prevent prohibited items from entering County facilities and would prevent disturbances and injuries to the public and staff. MCSO has indicated new equipment would allow staff to screen the public quickly and accurately saving 2-3 hours per week in screening time (3 Hours x \$17.86 x 52 Weeks = \$2,786.16 annually). Total savings \$66,867.84 for 24 employees.

2024 Scope of Work:

The scope of work includes the purchase, replacement, and installation of 10 x-ray machines, 16 magnetometers and 14 hand-held wands to support the security screening stations in the Courthouse Complex, Vel Philips Juvenile Justice Center (JJC) and the Milwaukee County Jail. The equipment requires electrical outlets and connections which already exist but would include any costs that may arise from any upgrades that may be needed. This project will cover the purchase of equipment, adding electrical outlets where necessary, configuration of units and training of Public Safety Officers (PSO).

2025 - 2028 Scope of Work:

None.

Any surplus appropriations available upon completion of an approved project must be lapsed at year-end. Surplus appropriation shall not be used to expand an approved project scope without the approval of the County Board of Supervisors and the County Executive. Adjustments to reduce the project scope shall be made, as necessary, in order to not exceed authorized budget appropriation(s).

Cost Sub-Project Cost and Reimbursement Revenue by Year (2024 - 2028)

BUDGET YEAR	CAPITAL APPROPRIATION	CAPITAL REIMBURSEMENT REVENUE			NET COUNTY COMMITMENT
		FEDERAL	STATE	LOCAL/OTHER	
2024	446,480	0	0	0	446,480
2025	0	0	0	0	0
2026	0	0	0	0	0
2027	0	0	0	0	0
2028	0	0	0	0	0
Total	\$446,480	\$0	\$0	\$0	\$446,480

2024 Budget Year Financing

Property Tax	Sales & Use Tax	Other Revenue	G.O. Bonds & Notes	Revenue Bonds	PFC Revenue	Airport Revenue	Federal, State, & Local Aid	Gifts & Cash Contributions	Total
446,480	0	0	0	0	0	0	0	0	\$446,480

Capital Sub-Project Breakdown

SUB-PROJECT BY PHASE	Prior Yr(s) Appropriation*	2023 LTD BAL*	2024 Appropriation	2025 - 2028 Appropriation	Total Appropriation
(1) Basic Planning & Design		0	0	0	0
(2) Construction & Implementation		0	48,650	0	48,650
(3) Right-of-Way Acquisition		0	0	0	0
(4) Equipment		0	397,830	0	397,830
Total		\$0	\$446,480	\$0	\$446,480

*These columns represent the sub-project's: 1) Amended prior year appropriations; 2) Available project balance life-to-date (LTD) as of: N/A

Initial Sub-Project Schedule	Year	Qtr
Complete Site Acquisition (if applicable)	NA	0
Complete Preliminary Plan (if applicable)	2024	1
Complete Final Plans & Specs	2024	1
Begin Implementation/Purchase Asset	2024	2
Substantially Completed	2024	4
Scheduled Sub-Project Closeout	2025	1

Requesting Department or Agency: Office of the Sheriff
Managing Agency: 2-INFORMATION MANAGEMENT SERVICES
Specialized Consultants Retained: NO
Functional Group: Public Safety
Capital Category: OTHR
Useful Life: 7

2024 Sub-Project Addresses the following item/issue:

The Milwaukee County Jail currently has 10 key storage boxes staged in separate locations for access by employees. These key boxes contain 218 sets of keys which are used regularly to perform necessary security functions. The keys and their locations are tracked manually by use of electronic logs and physical handwritten logbooks. This method has proved to be an inefficient means of tracking who has possession of a set of keys. This poses a security risk for all jail staff members and occupants. Advanced technology exists to better protect, safeguard, and track these essential pieces of equipment. The CRC has already installed and utilizes this system. This system will allow staff to keep all security keys locked at all times, while tracking who has the keys, and providing automated updates if keys become missing. It will also enable staff to set up user access control to ensure that only authorized members are allowed access. This project places new electronic key boxes at various locations throughout the facility. These key boxes will require electrical wiring and network connections that do not currently exist. This project mitigates the need to utilize staff, on overtime, to search for and recover lost keys.

2024 Scope of Work:

The scope of work includes the purchase and installation of 10 new KeyWatcher Touch systems in the CJF building at the following Locations: Floors 2, 3, 4, 5, Jail Records, LT's Office, Administration, and Master Control. Install electrical outlet(s) and run network data jack at each install location. Work will also include configuration of each new system in the existing enterprise KeyWatcher software environment. Import new users and register user prints for cabinet access. Configure security groups and assign users.

2025 - 2028 Scope of Work:

None.

Any surplus appropriations available upon completion of an approved project must be lapsed at year-end. Surplus appropriation shall not be used to expand an approved project scope without the approval of the County Board of Supervisors and the County Executive. Adjustments to reduce the project scope shall be made, as necessary, in order to not exceed authorized budget appropriation(s).

Cost Sub-Project Cost and Reimbursement Revenue by Year (2024 - 2028)

BUDGET YEAR	CAPITAL APPROPRIATION	CAPITAL REIMBURSEMENT REVENUE			NET COUNTY COMMITMENT
		FEDERAL	STATE	LOCAL/OTHER	
2024	129,287	0	0	0	129,287
2025	0	0	0	0	0
2026	0	0	0	0	0
2027	0	0	0	0	0
2028	0	0	0	0	0
Total	\$129,287	\$0	\$0	\$0	\$129,287

2024 Budget Year Financing

Property Tax	Sales & Use Tax	Other Revenue	G.O. Bonds & Notes	Revenue Bonds	PFC Revenue	Airport Revenue	Federal, State, & Local Aid	Gifts & Cash Contributions	Total
0	0	0	129,287	0	0	0	0	0	\$129,287

Capital Sub-Project Breakdown

SUB-PROJECT BY PHASE	Prior Yr(s) Appropriation*	2023 LTD BAL*	2024 Appropriation	2025 - 2028 Appropriation	Total Appropriation
(1) Basic Planning & Design		0	0	0	0
(2) Construction & Implementation		0	129,287	0	129,287
(3) Right-of-Way Acquisition		0	0	0	0
(4) Equipment		0	0	0	0
Total		\$0	\$0	\$129,287	\$129,287

*These columns represent the sub-project's: 1) Amended prior year appropriations; 2) Available project balance life-to-date (LTD) as of: N/A

Initial Sub-Project Schedule	Year	Qtr
Complete Site Acquisition (if applicable)	NA	0
Complete Preliminary Plan (if applicable)	NA	0
Complete Final Plans & Specs	2024	1
Begin Implementation/Purchase Asset	2024	1
Substantially Completed	2024	2
Scheduled Sub-Project Closeout	2024	3

Requesting Department or Agency: Office of the Sheriff
Managing Agency: 2-INFORMATION MANAGEMENT SERVICES
Specialized Consultants Retained: NO
Functional Group: Public Safety
Capital Category: TECH
Useful Life: 7

2024 Sub-Project Addresses the following item/issue:

The Milwaukee County Sheriff Office (MCSO) has indicated a need for a mail scanner capable of detecting narcotics hidden in occupant mail. MCSO has experienced several instances in the recent past where individuals have hidden illegal narcotics in the mail sent to our incarcerated occupants. Hand searches of mail is done before providing it to occupants, however, this method has proved ineffective in keeping narcotics out of the facility. As drugs become more potent, the impact of exposure becomes more dangerous and can even result in death. Occupants that have access to drugs are more likely to be aggressive or combative, putting personnel and other occupants in danger. Statistics indicate that nearly 65% of occupants have a drug or alcohol addiction. Occupant mail is a common entry point used for smuggling drugs into correctional facilities. Smugglers are getting more creative by hiding drugs under stamps, mixing drugs with ink or crayons, and soaking paper in illegal narcotics. MCSO has experienced several overdose incidents in the past two years. MCSO sources have indicated narcotics related to the overdoses were sent in through the mail. MCSO indicates it is statutorily obligated to provide legal mail in its original form.

2024 Scope of Work:

The scope of work includes the purchase and installation of a new Mail Scanner solution to assist with narcotics and dangerous chemical detection.

2025 - 2028 Scope of Work:

None.

Any surplus appropriations available upon completion of an approved project must be lapsed at year-end. Surplus appropriation shall not be used to expand an approved project scope without the approval of the County Board of Supervisors and the County Executive. Adjustments to reduce the project scope shall be made, as necessary, in order to not exceed authorized budget appropriation(s).

Cost Sub-Project Cost and Reimbursement Revenue by Year (2024 - 2028)

BUDGET YEAR	CAPITAL APPROPRIATION	CAPITAL REIMBURSEMENT REVENUE			NET COUNTY COMMITMENT
		FEDERAL	STATE	LOCAL/OTHER	
2024	213,600	0	0	0	213,600
2025	0	0	0	0	0
2026	0	0	0	0	0
2027	0	0	0	0	0
2028	0	0	0	0	0
Total	\$213,600	\$0	\$0	\$0	\$213,600

2024 Budget Year Financing

Property Tax	Sales & Use Tax	Other Revenue	G.O. Bonds & Notes	Revenue Bonds	PFC Revenue	Airport Revenue	Federal, State, & Local Aid	Gifts & Cash Contributions	Total
213,600	0	0	0	0	0	0	0	0	\$213,600

Capital Sub-Project Breakdown

SUB-PROJECT BY PHASE	Prior Yr(s) Appropriation*	2023 LTD BAL*	2024 Appropriation	2025 - 2028 Appropriation	Total Appropriation
(1) Basic Planning & Design		0	0	0	0
(2) Construction & Implementation		0	550	0	550
(3) Right-of-Way Acquisition		0	0	0	0
(4) Equipment		0	213,050	0	213,050
Total		\$0	\$213,600	\$0	\$213,600

*These columns represent the sub-project's: 1) Amended prior year appropriations; 2) Available project balance life-to-date (LTD) as of: N/A

Initial Sub-Project Schedule	Year	Qtr
Complete Site Acquisition (if applicable)	NA	0
Complete Preliminary Plan (if applicable)	NA	0
Complete Final Plans & Specs	2024	1
Begin Implementation/Purchase Asset	2024	1
Substantially Completed	2024	2
Scheduled Sub-Project Closeout	2024	2

Requesting Department or Agency: Office of the Sheriff
Managing Agency: 2-INFORMATION MANAGEMENT SERVICES
Specialized Consultants Retained: NO
Functional Group: Public Safety
Capital Category: TECH
Useful Life: 5

2024 Sub-Project Addresses the following item/issue:

The Milwaukee County Sheriff’s Office has indicated the need for a software solution to enable staff to electronically document all of their tasks and activities. Such a system will allow officers to electronically log into their assigned duty posts and list out all required tasks needed to during their shift. The system will automate security rounds, occupant tracking, and activity logging in real time. The system also electronically logs officer security rounds, activities, and occupant movement in order to provide electronic proof of presence.

2024 Scope of Work:

The scope of work includes all work activities involved with the purchase and installation of software and hardware for a new electronic logging and reporting system.

2025 - 2028 Scope of Work:

None.

Any surplus appropriations available upon completion of an approved project must be lapsed at year-end. Surplus appropriation shall not be used to expand an approved project scope without the approval of the County Board of Supervisors and the County Executive. Adjustments to reduce the project scope shall be made, as necessary, in order to not exceed authorized budget appropriation(s).

Cost Sub-Project Cost and Reimbursement Revenue by Year (2024 - 2028)

BUDGET YEAR	CAPITAL APPROPRIATION	CAPITAL REIMBURSEMENT REVENUE			NET COUNTY COMMITMENT
		FEDERAL	STATE	LOCAL/OTHER	
2024	214,800	0	0	0	214,800
2025	0	0	0	0	0
2026	0	0	0	0	0
2027	0	0	0	0	0
2028	0	0	0	0	0
Total	\$214,800	\$0	\$0	\$0	\$214,800

2024 Budget Year Financing

Property Tax	Sales & Use Tax	Other Revenue	G.O. Bonds & Notes	Revenue Bonds	PFC Revenue	Airport Revenue	Federal, State, & Local Aid	Gifts & Cash Contributions	Total
214,800	0	0	0	0	0	0	0	0	\$214,800

Capital Sub-Project Breakdown

SUB-PROJECT BY PHASE	Prior Yr(s) Appropriation*	2023 LTD BAL*	2024 Appropriation	2025 - 2028 Appropriation	Total Appropriation
(1) Basic Planning & Design		0	0	0	0
(2) Construction & Implementation		0	88,300	0	88,300
(3) Right-of-Way Acquisition		0	0	0	0
(4) Equipment		0	126,500	0	126,500
Total		\$0	\$214,800	\$0	\$214,800

*These columns represent the sub-project's: 1) Amended prior year appropriations; 2) Available project balance life-to-date (LTD) as of: N/A

Initial Sub-Project Schedule	Year	Qtr
Complete Site Acquisition (if applicable)	NA	0
Complete Preliminary Plan (if applicable)	2024	1
Complete Final Plans & Specs	2024	2
Begin Implementation/Purchase Asset	2024	3
Substantially Completed	2024	4
Scheduled Sub-Project Closeout	2024	4

Requesting Department or Agency: Office of the Sheriff
Managing Agency: 2-INFORMATION MANAGEMENT SERVICES
Specialized Consultants Retained: NO
Functional Group: Public Safety
Capital Category: TECH
Useful Life: 7

THIS PAGE INTENTIONALLY
LEFT BLANK

TRANSPORTATION FUNCTION

Highways & Bridges

Transit

Fleet

Airport

Environmental



**MILWAUKEE
COUNTY**

2024 ADOPTED CAPITAL BUDGET

THIS PAGE INTENTIONALLY
LEFT BLANK

PROJECTS NARRATIVES

I200 - Highways & Bridges



**MILWAUKEE
COUNTY**

2024 ADOPTED CAPITAL BUDGET

2024 Sub-Project Addresses the following item/issue:

The sub-project addresses the need to meet the future transportation and safety provisions together with improving the deficiencies of the existing roadway system such as deteriorated pavement, poor shoulders, inadequate drainage system, and insufficient access for both bicyclist and pedestrians.

2024 Scope of Work:

The scope of work includes the start of the construction phase for S. 13th St. (CTH V) from W. Puetz Rd. to W. Drexel Ave. The overall sub-project scope of work includes the reconstruction of a 1-mile segment of S. 13th St. (CTH V) from W. Puetz Rd. to W. Drexel Ave., consisting of an urban section with consideration of bicycle and pedestrian accommodations. The Federal funding from the Wisconsin Department of Transportation (WISDOT) under the Surface Transportation Program (STP) was approved for a total estimated cost of \$6,800,000 where the Federal share is \$4,984,000 and the County share is \$1,816,000. THE STP FUNDING EXPIRES ON JUNE 30, 2026.

2025 - 2028 Scope of Work:

None.

Any surplus appropriations available upon completion of an approved project must be lapsed at year-end. Surplus appropriation shall not be used to expand an approved project scope without the approval of the County Board of Supervisors and the County Executive. Adjustments to reduce the project scope shall be made, as necessary, in order to not exceed authorized budget appropriation(s).

Cost Sub-Project Cost and Reimbursement Revenue by Year (2024 - 2028)

BUDGET YEAR	CAPITAL APPROPRIATION	CAPITAL REIMBURSEMENT REVENUE			NET COUNTY COMMITMENT
		FEDERAL	STATE	LOCAL/OTHER	
2024	5,240,000	3,896,000	0	0	1,344,000
2025	0	0	0	0	0
2026	0	0	0	0	0
2027	0	0	0	0	0
2028	0	0	0	0	0
Total	\$5,240,000	\$3,896,000	\$0	\$0	\$1,344,000

2024 Budget Year Financing

Property Tax	Sales & Use Tax	Other Revenue	G.O. Bonds & Notes	Revenue Bonds	PFC Revenue	Airport Revenue	Federal, State, & Local Aid	Gifts & Cash Contributions	Total
0	0	0	1,344,000	0	0	0	3,896,000	5,240,000	\$5,240,000

Capital Sub-Project Breakdown

SUB-PROJECT BY PHASE	Prior Yr(s) Appropriation*	2023 LTD BAL*	2024 Appropriation	2025 - 2028 Appropriation	Total Appropriation
(1) Basic Planning & Design	970,995	153,728	0	0	970,995
(2) Construction & Implementation	0	0	5,240,000	0	5,240,000
(3) Right-of-Way Acquisition	595,871	368,661	0	0	595,871
(4) Equipment	0	0	0	0	0
Total	\$1,566,866	\$522,389	\$5,240,000	\$0	\$6,806,866

*These columns represent the sub-project's: 1) Amended prior year appropriations; 2) Available project balance life-to-date (LTD) as of: 8/30/2023

Initial Sub-Project Schedule	Year	Qtr
Complete Site Acquisition (if applicable)	2024	1
Complete Preliminary Plan (if applicable)	2021	4
Complete Final Plans & Specs	2024	1
Begin Implementation/Purchase Asset	2024	1
Substantially Completed	2024	4
Scheduled Sub-Project Closeout	2025	4

Requesting Department or Agency: Department of Transportation - Transportation Services
Managing Agency: 3-DEPT OF TRANSPORTATION
Specialized Consultants Retained: YES
Functional Group: Transportation & Public Works
Capital Category: TR_NON_AIR
Useful Life: 30

2024 Sub-Project Addresses the following item/issue:

The sub-project addresses the need to meet the future transportation and safety provisions together with improving the deficiencies of the existing roadway system such as deteriorated pavement, poor shoulders, inadequate drainage system, and insufficient access for both bicyclist and pedestrians.

2024 Scope of Work:

The scope of work includes continuation of the right-of-way acquisition phase for W. Rawson Ave. (CTH BB) from S. 13th Street to S. Howell Avenue. The overall sub-project scope of work includes the reconstruction of a 1-mile segment of W. Rawson Ave. (CTH BB) from S. 13th St. to S. Howell Ave. with consideration of bicycle and pedestrian accommodations. The Federal funding from the Wisconsin Department of Transportation (WisDOT) under the Surface Transportation Program (STP) was approved for a total estimated cost of \$8,210,000 where the Federal share is \$5,904,000 and the County share is \$2,446,000. There is an additional \$965,000 of County funds for increased project costs and ineligible items that are not covered by WisDOT. THE STP FUNDING EXPIRES ON JUNE 30, 2026.

2025 - 2028 Scope of Work:

The Five-Year Capital Improvements Plan (CIP) includes additional appropriations of \$7,100,000 that are necessary to complete the work on the project. Financing is anticipated to be provided from \$5,016,000 in Federal revenue and \$2,084,000 in general obligation bonds.

Any surplus appropriations available upon completion of an approved project must be lapsed at year-end. Surplus appropriation shall not be used to expand an approved project scope without the approval of the County Board of Supervisors and the County Executive. Adjustments to reduce the project scope shall be made, as necessary, in order to not exceed authorized budget appropriation(s).

Cost Sub-Project Cost and Reimbursement Revenue by Year (2024 - 2028)

BUDGET YEAR	CAPITAL APPROPRIATION	CAPITAL REIMBURSEMENT REVENUE			NET COUNTY COMMITMENT
		FEDERAL	STATE	LOCAL/OTHER	
2024	425,000	228,000	0	0	197,000
2025	7,100,000	5,016,000	0	0	2,084,000
2026	0	0	0	0	0
2027	0	0	0	0	0
2028	0	0	0	0	0
Total	\$7,525,000	\$5,244,000	\$0	\$0	\$2,281,000

2024 Budget Year Financing

Property Tax	Sales & Use Tax	Other Revenue	G.O. Bonds & Notes	Revenue Bonds	PFC Revenue	Airport Revenue	Federal, State, & Local Aid	Gifts & Cash Contributions	Total
0	0	0	197,000	0	0	0	228,000	0	\$425,000

Capital Sub-Project Breakdown

SUB-PROJECT BY PHASE	Prior Yr(s) Appropriation*	2023 LTD BAL*	2024 Appropriation	2025 - 2028 Appropriation	Total Appropriation
(1) Basic Planning & Design	826,120	340,227	0	0	826,120
(2) Construction & Implementation	0	0	0	7,100,000	7,100,000
(3) Right-of-Way Acquisition	0	0	425,000	0	425,000
(4) Equipment	0	0	0	0	0
Total	\$826,120	\$340,227	\$425,000	\$7,100,000	\$8,351,120

*These columns represent the sub-project's: 1) Amended prior year appropriations; 2) Available project balance life-to-date (LTD) as of: 8/30/2023

Initial Sub-Project Schedule	Year	Qtr
Complete Site Acquisition (if applicable)	2024	4
Complete Preliminary Plan (if applicable)	2023	1
Complete Final Plans & Specs	2024	3
Begin Implementation/Purchase Asset	2025	1
Substantially Completed	2025	4
Scheduled Sub-Project Closeout	2026	4

Requesting Department or Agency: Department of Transportation - Transportation Services
Managing Agency: 3-DEPT OF TRANSPORTATION
Specialized Consultants Retained: YES
Functional Group: Transportation & Public Works
Capital Category: TR_NON_AIR
Useful Life: 30

2024 Sub-Project Addresses the following item/issue:

The sub-project addresses the need to improve the flow of traffic from signalized intersections along the S. 76th St. (CTH U), S. 92nd St. (CTH N) and W. Oklahoma Ave. (CTH NN) corridors, improving the overall Milwaukee County highway system.

2024 Scope of Work:

The scope of work includes the start of the construction phase for the S. 76th St., S. 92nd St., W. Oklahoma Ave. Traffic Signal System project in the Congestion Mitigation & Air Quality Program (CMAQ). The work is to model, select, implement, and calibrate a traffic adaptive signal system on both corridors of S. 76th St. (CTH U) from Cold Spring Rd. to Oklahoma Ave., S. 92nd St. (CTH N) from Cold Spring Rd. to Oklahoma Ave, and W. Oklahoma Ave. (CTH NN) from 92nd St. to 76th St. The Federal funding from the Wisconsin Department of Transportation (WISDOT) under CMAQ was approved for a total estimated cost of \$782,000 where the Federal share is \$625,760 and the County share is \$156,440. There is an additional \$108,800 of County funds for ineligible items that are not covered by WISDOT. THE CMAQ FUNDING EXPIRES ON JUNE 30, 2026.

2025 - 2028 Scope of Work:

None.

Any surplus appropriations available upon completion of an approved project must be lapsed at year-end. Surplus appropriation shall not be used to expand an approved project scope without the approval of the County Board of Supervisors and the County Executive. Adjustments to reduce the project scope shall be made, as necessary, in order to not exceed authorized budget appropriation(s).

Cost Sub-Project Cost and Reimbursement Revenue by Year (2024 - 2028)

BUDGET YEAR	CAPITAL APPROPRIATION	CAPITAL REIMBURSEMENT REVENUE			NET COUNTY COMMITMENT
		FEDERAL	STATE	LOCAL/OTHER	
2024	700,000	472,960	0	0	227,040
2025	0	0	0	0	0
2026	0	0	0	0	0
2027	0	0	0	0	0
2028	0	0	0	0	0
Total	\$700,000	\$472,960	\$0	\$0	\$227,040

2024 Budget Year Financing

Property Tax	Sales & Use Tax	Other Revenue	G.O. Bonds & Notes	Revenue Bonds	PFC Revenue	Airport Revenue	Federal, State, & Local Aid	Gifts & Cash Contributions	Total
227,040	0	0	0	0	0	0	472,960	0	\$700,000

Capital Sub-Project Breakdown

SUB-PROJECT BY PHASE	Prior Yr(s) Appropriation*	2023 LTD BAL*	2024 Appropriation	2025 - 2028 Appropriation	Total Appropriation
(1) Basic Planning & Design	191,000	164,110	0	0	191,000
(2) Construction & Implementation	0	0	700,000	0	700,000
(3) Right-of-Way Acquisition	0	0	0	0	0
(4) Equipment	0	0	0	0	0
Total	\$191,000	\$164,110	\$700,000	\$0	\$891,000

*These columns represent the sub-project's: 1) Amended prior year appropriations; 2) Available project balance life-to-date (LTD) as of: 8/30/2023

Initial Sub-Project Schedule	Year	Qtr
Complete Site Acquisition (if applicable)	NA	NA
Complete Preliminary Plan (if applicable)	2022	4
Complete Final Plans & Specs	2024	3
Begin Implementation/Purchase Asset	2024	4
Substantially Completed	2025	4
Scheduled Sub-Project Closeout	2026	4

Requesting Department or Agency: Department of Transportation - Transportation Services
Managing Agency: 3-DEPT OF TRANSPORTATION
Specialized Consultants Retained: YES
Functional Group: Transportation & Public Works
Capital Category: TR_NON_AIR
Useful Life: 15

2024 Sub-Project Addresses the following item/issue:

The sub-project addresses the immediate need to improve efficiency and mobility at signalized intersections for both motorists and pedestrians along County Trunk Highways (CTH), improving the overall safety of the Milwaukee County highway system.

2024 Scope of Work:

Scope of work includes the start of the construction phase for the Signal at Forest Home Ave & Speedway Dr Intersection project. The overall project scope of work is to install overhead per lane signal heads for the through lanes to reduce crashes and eliminate the number of signal heads and poles in the median that have been repeatedly struck. Flashing yellow arrow left turn signals will be installed for better driver comprehension, reducing left turn crashes. Federal funding from Wisconsin Department of Transportation (WISDOT) under the Highway Safety Improvement Program (HSIP) was approved for a total estimated cost of \$261,900 where the Federal share is \$177,944 and the County share is \$83,956. This project will be jointly designed and constructed with Project WH25601- Signal at Rawson Ave Intrsects 68th, 51st, 31st. THE HSIP FUNDING EXPIRES ON JUNE 30, 2025.

2025 - 2028 Scope of Work:

None.

Any surplus appropriations available upon completion of an approved project must be lapsed at year-end. Surplus appropriation shall not be used to expand an approved project scope without the approval of the County Board of Supervisors and the County Executive. Adjustments to reduce the project scope shall be made, as necessary, in order to not exceed authorized budget appropriation(s).

Cost Sub-Project Cost and Reimbursement Revenue by Year (2024 - 2028)

BUDGET YEAR	CAPITAL APPROPRIATION	CAPITAL REIMBURSEMENT REVENUE			NET COUNTY COMMITMENT
		FEDERAL	STATE	LOCAL/OTHER	
2024	231,000	150,134	0	0	80,866
2025	0	0	0	0	0
2026	0	0	0	0	0
2027	0	0	0	0	0
2028	0	0	0	0	0
Total	\$231,000	\$150,134	\$0	\$0	\$80,866

2024 Budget Year Financing

Property Tax	Sales & Use Tax	Other Revenue	G.O. Bonds & Notes	Revenue Bonds	PFC Revenue	Airport Revenue	Federal, State, & Local Aid	Gifts & Cash Contributions	Total
0	0	0	80,866	0	0	0	150,134	0	\$231,000

Capital Sub-Project Breakdown

SUB-PROJECT BY PHASE	Prior Yr(s) Appropriation*	2023 LTD BAL*	2024 Appropriation	2025 - 2028 Appropriation	Total Appropriation
(1) Basic Planning & Design	30,900	19,484	0	0	30,900
(2) Construction & Implementation	0	0	231,000	0	231,000
(3) Right-of-Way Acquisition	0	0	0	0	0
(4) Equipment	0	0	0	0	0
Total	\$30,900	\$19,484	\$231,000	\$0	\$261,900

*These columns represent the sub-project's: 1) Amended prior year appropriations; 2) Available project balance life-to-date (LTD) as of: 8/30/2023

Initial Sub-Project Schedule	Year	Qtr
Complete Site Acquisition (if applicable)	NA	NA
Complete Preliminary Plan (if applicable)	2023	1
Complete Final Plans & Specs	2023	4
Begin Implementation/Purchase Asset	2024	1
Substantially Completed	2024	4
Scheduled Sub-Project Closeout	2025	4

Requesting Department or Agency: Department of Transportation - Transportation Services
Managing Agency: 3-DEPT OF TRANSPORTATION
Specialized Consultants Retained: YES
Functional Group: Transportation & Public Works
Capital Category: TR_NON_AIR
Useful Life: 15

2024 Sub-Project Addresses the following item/issue:

The sub-project addresses the immediate need to improve efficiency and mobility at signalized intersections for both motorists and pedestrians along County Trunk Highways (CTH), improving the overall safety of the Milwaukee County highway system.

2024 Scope of Work:

Scope of work includes the start of the construction phase for the Signal at Rawson Ave Intersection of S 68th Street, S 51st Street, & S 31st Street project. The overall project scope of work is to install overhead per lane signal heads for the through lanes to reduce crashes and eliminate the number of signal heads and poles in the median that have been repeatedly struck. Flashing yellow arrow left turn signals will be installed for better driver comprehension, reducing left turn crashes. Federal funding from Wisconsin Department of Transportation (WISDOT) under the Highway Safety Improvement Program (HSIP) was approved for a total estimated cost of \$892,660 where the Federal share is \$490,603 and the County share is \$402,057. This project will be jointly designed and constructed with Project WH25501- Signal at Forest Home Ave & Speedway Dr Intersection. THE HSIP FUNDING EXPIRES ON JUNE 30, 2025.

2025 - 2028 Scope of Work:

None.

Any surplus appropriations available upon completion of an approved project must be lapsed at year-end. Surplus appropriation shall not be used to expand an approved project scope without the approval of the County Board of Supervisors and the County Executive. Adjustments to reduce the project scope shall be made, as necessary, in order to not exceed authorized budget appropriation(s).

Cost Sub-Project Cost and Reimbursement Revenue by Year (2024 - 2028)

BUDGET YEAR	CAPITAL APPROPRIATION	CAPITAL REIMBURSEMENT REVENUE			NET COUNTY COMMITMENT
		FEDERAL	STATE	LOCAL/OTHER	
2024	799,960	407,173	0	0	392,787
2025	0	0	0	0	0
2026	0	0	0	0	0
2027	0	0	0	0	0
2028	0	0	0	0	0
Total	\$799,960	\$407,173	\$0	\$0	\$392,787

2024 Budget Year Financing

Property Tax	Sales & Use Tax	Other Revenue	G.O. Bonds & Notes	Revenue Bonds	PFC Revenue	Airport Revenue	Federal, State, & Local Aid	Gifts & Cash Contributions	Total
0	0	0	392,787	0	0	0	407,173	0	\$799,960

Capital Sub-Project Breakdown

SUB-PROJECT BY PHASE	Prior Yr(s) Appropriation*	2023 LTD BAL*	2024 Appropriation	2025 - 2028 Appropriation	Total Appropriation
(1) Basic Planning & Design	92,700	68,836	0	0	92,700
(2) Construction & Implementation	0	0	799,960	0	799,960
(3) Right-of-Way Acquisition	0	0	0	0	0
(4) Equipment	0	0	0	0	0
Total	\$92,700	\$68,836	\$799,960	\$0	\$892,660

*These columns represent the sub-project's: 1) Amended prior year appropriations; 2) Available project balance life-to-date (LTD) as of: 8/30/2023

Initial Sub-Project Schedule	Year	Qtr
Complete Site Acquisition (if applicable)	N/A	N/A
Complete Preliminary Plan (if applicable)	2023	1
Complete Final Plans & Specs	2023	4
Begin Implementation/Purchase Asset	2024	1
Substantially Completed	2024	4
Scheduled Sub-Project Closeout	2025	4

Requesting Department or Agency: Department of Transportation - Transportation Services
Managing Agency: 3-DEPT OF TRANSPORTATION
Specialized Consultants Retained: YES
Functional Group: Transportation & Public Works
Capital Category: TR_NON_AIR
Useful Life: 15

2024 Sub-Project Addresses the following item/issue:

The sub-project addresses the need to meet the future transportation and safety provisions together with improving the deficiencies of the existing roadway system such as deteriorated pavement, poor shoulders, inadequate drainage system, and insufficient access for both bicyclist and pedestrians.

2024 Scope of Work:

The scope of work includes the continuation of the design phase and start of the right-of-way acquisition phase for a 1.5 mile segment of S. 76th St. (CTH U) from S. County Line Rd. to S. Creek View Ct. The overall sub-project scope of work includes the reconstruction of S. 76th St. (CTH U) from S. County Line Rd. to S. Creek View Ct., including consideration of bicycle and pedestrian accommodations. The State funding from Wisconsin Department of Transportation (WISDOT) under the County Highway Improvement Program Discretionary (CHID) is a maximum of \$1,467,167 for eligible project costs.

2025 - 2028 Scope of Work:

The Five-Year Capital Improvements Plan (CIP) includes additional appropriations of \$7,500,000 that are necessary to complete the work on the project. Financing is anticipated to be provided from \$1,467,167 in State revenue and \$6,032,833 in general obligation bonds.

Any surplus appropriations available upon completion of an approved project must be lapsed at year-end. Surplus appropriation shall not be used to expand an approved project scope without the approval of the County Board of Supervisors and the County Executive. Adjustments to reduce the project scope shall be made, as necessary, in order to not exceed authorized budget appropriation(s).

Cost Sub-Project Cost and Reimbursement Revenue by Year (2024 - 2028)

BUDGET YEAR	CAPITAL APPROPRIATION	CAPITAL REIMBURSEMENT REVENUE			NET COUNTY COMMITMENT
		FEDERAL	STATE	LOCAL/OTHER	
2024	600,000	0	0	0	600,000
2025	7,500,000	0	1,467,167	0	6,032,833
2026	0	0	0	0	0
2027	0	0	0	0	0
2028	0	0	0	0	0
Total	\$8,100,000	\$0	\$1,467,167	\$0	\$6,632,833

2024 Budget Year Financing

Property Tax	Sales & Use Tax	Other Revenue	G.O. Bonds & Notes	Revenue Bonds	PFC Revenue	Airport Revenue	Federal, State, & Local Aid	Gifts & Cash Contributions	Total
0	0	0	600,000	0	0	0	0	0	\$600,000

Capital Sub-Project Breakdown

SUB-PROJECT BY PHASE	Prior Yr(s) Appropriation*	2023 LTD BAL*	2024 Appropriation	2025 - 2028 Appropriation	Total Appropriation
(1) Basic Planning & Design	400,000	400,000	400,000	120,000	920,000
(2) Construction & Implementation	0	0	0	7,100,000	7,100,000
(3) Right-of-Way Acquisition	0	0	200,000	280,000	480,000
(4) Equipment	0	0	0	0	0
Total	\$400,000	\$400,000	\$600,000	\$7,500,000	\$8,500,000

*These columns represent the sub-project's: 1) Amended prior year appropriations; 2) Available project balance life-to-date (LTD) as of: 8/30/2023

Initial Sub-Project Schedule	Year	Qtr
Complete Site Acquisition (if applicable)	2025	1
Complete Preliminary Plan (if applicable)	2024	1
Complete Final Plans & Specs	2025	1
Begin Implementation/Purchase Asset	2025	1
Substantially Completed	2025	4
Scheduled Sub-Project Closeout	2027	2

Requesting Department or Agency: Department of Transportation - Transportation Services
Managing Agency: 3-DEPT OF TRANSPORTATION
Specialized Consultants Retained: YES
Functional Group: Transportation & Public Works
Capital Category: TR_NON_AIR
Useful Life: 30

2024 Sub-Project Addresses the following item/issue:

The sub-project addresses the need to meet the future transportation and safety provisions together with improving the deficiencies of the existing roadway system such as deteriorated pavement, poor shoulders, inadequate drainage system, and insufficient access for both bicyclist and pedestrians.

2024 Scope of Work:

The scope of work includes the continuation of the design phase and start of the right-of-way acquisition phase for a 0.70 mile segment of N. Teutonia Ave. (CTH D)/N. 43rd St. (CTH G) from W. Bradley Rd. to N. Green Bay Rd. (STH 57). The overall sub-project scope of work includes the reconstruction of N. Teutonia Ave. (CTH D)/N. 43rd St. (CTH G) from W. Bradley Rd. to N. Green Bay Rd. (STH 57) with realignment to improve safety, including consideration of bicycle and pedestrian accommodations. The State funding from Wisconsin Department of Transportation (WISDOT) under the County Highway Improvement Program Supplemental (CHIS) is a maximum of \$2,631,332 for eligible project costs.

2025 - 2028 Scope of Work:

The Five-Year Capital Improvements Plan (CIP) includes additional appropriations of \$5,600,000 that are necessary to complete the work on the project. Financing is anticipated to be provided from \$2,631,332 in State revenue and \$2,968,668 in general obligation bonds.

Any surplus appropriations available upon completion of an approved project must be lapsed at year-end. Surplus appropriation shall not be used to expand an approved project scope without the approval of the County Board of Supervisors and the County Executive. Adjustments to reduce the project scope shall be made, as necessary, in order to not exceed authorized budget appropriation(s).

Cost Sub-Project Cost and Reimbursement Revenue by Year (2024 - 2028)

BUDGET YEAR	CAPITAL APPROPRIATION	CAPITAL REIMBURSEMENT REVENUE			NET COUNTY COMMITMENT
		FEDERAL	STATE	LOCAL/OTHER	
2024	500,000	0	0	0	500,000
2025	440,000	0	0	0	440,000
2026	5,160,000	0	2,631,332	0	2,528,668
2027	0	0	0	0	0
2028	0	0	0	0	0
Total	\$6,100,000	\$0	\$2,631,332	\$0	\$3,468,668

2024 Budget Year Financing

Property Tax	Sales & Use Tax	Other Revenue	G.O. Bonds & Notes	Revenue Bonds	PFC Revenue	Airport Revenue	Federal, State, & Local Aid	Gifts & Cash Contributions	Total
0	0	0	500,000	0	0	0	0	0	\$500,000

Capital Sub-Project Breakdown

SUB-PROJECT BY PHASE	Prior Yr(s) Appropriation*	2023 LTD BAL*	2024 Appropriation	2025 - 2028 Appropriation	Total Appropriation
(1) Basic Planning & Design	400,000	399,385	400,000	0	800,000
(2) Construction & Implementation	0	0	0	5,160,000	5,160,000
(3) Right-of-Way Acquisition	0	0	100,000	440,000	540,000
(4) Equipment	0	0	0	0	0
Total	\$400,000	\$399,385	\$500,000	\$5,600,000	\$6,500,000

*These columns represent the sub-project's: 1) Amended prior year appropriations; 2) Available project balance life-to-date (LTD) as of: 8/30/2023

Initial Sub-Project Schedule	Year	Qtr
Complete Site Acquisition (if applicable)	2025	4
Complete Preliminary Plan (if applicable)	2024	4
Complete Final Plans & Specs	2025	4
Begin Implementation/Purchase Asset	2026	1
Substantially Completed	2026	4
Scheduled Sub-Project Closeout	2027	2

Requesting Department or Agency: Department of Transportation - Transportation Services
Managing Agency: 3-DEPT OF TRANSPORTATION
Specialized Consultants Retained: YES
Functional Group: Transportation & Public Works
Capital Category: TR_NON_AIR
Useful Life: 30

2024 Sub-Project Addresses the following item/issue:

The sub-project addresses the need to meet the future transportation and safety provisions together with improving the deficiencies of the existing roadway system such as deteriorated pavement, poor shoulders, inadequate drainage system, and insufficient access for both bicyclist and pedestrians.

2024 Scope of Work:

The scope of work includes the continuation of the design phase and start of the right-of-way acquisition phase for a 0.70 mile segment of W. Beloit Rd. (CTH T) from S. 108th St. to W. Morgan Ave. The overall sub-project scope of work includes the reconstruction of W. Beloit Rd. (CTH T) from S. 108th St. to W. Morgan Ave., including consideration of bicycle and pedestrian accommodations. The State funding from Wisconsin Department of Transportation (WISDOT) under the County Highway Improvement Program (CHI) is a maximum of \$1,518,814 for eligible project costs.

2025 - 2028 Scope of Work:

The Five-Year Capital Improvements Plan (CIP) includes additional appropriations of \$4,750,000 that are necessary to complete the work on the project. Financing is anticipated to be provided from \$1,518,814 in State revenue and \$3,231,186 in general obligation bonds.

Any surplus appropriations available upon completion of an approved project must be lapsed at year-end. Surplus appropriation shall not be used to expand an approved project scope without the approval of the County Board of Supervisors and the County Executive. Adjustments to reduce the project scope shall be made, as necessary, in order to not exceed authorized budget appropriation(s).

Cost Sub-Project Cost and Reimbursement Revenue by Year (2024 - 2028)

BUDGET YEAR	CAPITAL APPROPRIATION	CAPITAL REIMBURSEMENT REVENUE			NET COUNTY COMMITMENT
		FEDERAL	STATE	LOCAL/OTHER	
2024	650,000	0	0	0	650,000
2025	4,750,000	0	1,518,814	0	3,231,186
2026	0	0	0	0	0
2027	0	0	0	0	0
2028	0	0	0	0	0
Total	\$5,400,000	\$0	\$1,518,814	\$0	\$3,881,186

2024 Budget Year Financing

Property Tax	Sales & Use Tax	Other Revenue	G.O. Bonds & Notes	Revenue Bonds	PFC Revenue	Airport Revenue	Federal, State, & Local Aid	Gifts & Cash Contributions	Total
0	0	0	650,000	0	0	0	0	0	\$650,000

Capital Sub-Project Breakdown

SUB-PROJECT BY PHASE	Prior Yr(s) Appropriation*	2023 LTD BAL*	2024 Appropriation	2025 - 2028 Appropriation	Total Appropriation
(1) Basic Planning & Design	350,000	350,000	350,000	0	700,000
(2) Construction & Implementation	0	0	0	4,750,000	4,750,000
(3) Right-of-Way Acquisition	0	0	300,000	0	300,000
(4) Equipment	0	0	0	0	0
Total	\$350,000	\$350,000	\$650,000	\$4,750,000	\$5,750,000

*These columns represent the sub-project's: 1) Amended prior year appropriations; 2) Available project balance life-to-date (LTD) as of: 8/30/2023

Initial Sub-Project Schedule	Year	Qtr
Complete Site Acquisition (if applicable)	2025	1
Complete Preliminary Plan (if applicable)	2023	4
Complete Final Plans & Specs	2025	1
Begin Implementation/Purchase Asset	2025	1
Substantially Completed	2025	4
Scheduled Sub-Project Closeout	2027	1

Requesting Department or Agency: Department of Transportation - Transportation Services
Managing Agency: 3-DEPT OF TRANSPORTATION
Specialized Consultants Retained: YES
Functional Group: Transportation & Public Works
Capital Category: TR_NON_AIR
Useful Life: 30

2024 Sub-Project Addresses the following item/issue:

The sub-project addresses the need to meet the future transportation and safety provisions together with improving the deficiencies of the existing roadway system such as deteriorated pavement, poor shoulders, inadequate drainage system, and insufficient access for both bicyclist and pedestrians.

2024 Scope of Work:

The scope of work includes continuation of the design phase and start of the right-of-way acquisition for a 1.3 mile segment of W. Silver Spring Dr. (CTH E) from N. 124th St. to W. Appleton Ave. (STH 175). The overall sub-project scope of work includes the reconstruction of W. Silver Spring Dr. (CTH E) from N. 124th St. to W. Appleton Ave. (STH 175), including bicycle and pedestrian accommodations. It is anticipated that the Wisconsin Department of Transportation (WISDOT) under the Surface Transportation Program (STP) will approve the design, right-of-way acquisition and construction phases in 2023 for a total estimated cost of \$11,150,000 where the Federal share is \$8,920,000 and the County share is \$2,230,000.

2025 - 2028 Scope of Work:

The Five-Year Capital Improvements Plan (CIP) includes additional appropriations of \$10,100,000 that are necessary to complete the work on the project. Financing is anticipated to be provided from \$8,080,000 in Federal revenue and \$2,020,000 in general obligation bonds.

Any surplus appropriations available upon completion of an approved project must be lapsed at year-end. Surplus appropriation shall not be used to expand an approved project scope without the approval of the County Board of Supervisors and the County Executive. Adjustments to reduce the project scope shall be made, as necessary, in order to not exceed authorized budget appropriation(s).

Cost Sub-Project Cost and Reimbursement Revenue by Year (2024 - 2028)

BUDGET YEAR	CAPITAL APPROPRIATION	CAPITAL REIMBURSEMENT REVENUE			NET COUNTY COMMITMENT
		FEDERAL	STATE	LOCAL/OTHER	
2024	650,000	520,000	0	0	130,000
2025	650,000	520,000	0	0	130,000
2026	9,450,000	7,560,000	0	0	1,890,000
2027	0	0	0	0	0
2028	0	0	0	0	0
Total	\$10,750,000	\$8,600,000	\$0	\$0	\$2,150,000

2024 Budget Year Financing

Property Tax	Sales & Use Tax	Other Revenue	G.O. Bonds & Notes	Revenue Bonds	PFC Revenue	Airport Revenue	Federal, State, & Local Aid	Gifts & Cash Contributions	Total
0	0	0	130,000	0	0	0	520,000	0	\$650,000

Capital Sub-Project Breakdown

SUB-PROJECT BY PHASE	Prior Yr(s) Appropriation*	2023 LTD BAL*	2024 Appropriation	2025 - 2028 Appropriation	Total Appropriation
(1) Basic Planning & Design	400,000	400,000	400,000	400,000	1,200,000
(2) Construction & Implementation	0	0	0	9,450,000	9,450,000
(3) Right-of-Way Acquisition	0	0	250,000	250,000	500,000
(4) Equipment	0	0	0	0	0
Total	\$400,000	\$400,000	\$650,000	\$10,100,000	\$11,150,000

*These columns represent the sub-project's: 1) Amended prior year appropriations; 2) Available project balance life-to-date (LTD) as of: 8/30/2023

Initial Sub-Project Schedule	Year	Qtr
Complete Site Acquisition (if applicable)	2026	1
Complete Preliminary Plan (if applicable)	2024	2
Complete Final Plans & Specs	2026	1
Begin Implementation/Purchase Asset	2026	1
Substantially Completed	2026	4
Scheduled Sub-Project Closeout	2027	4

Requesting Department or Agency: Department of Transportation - Transportation Services
Managing Agency: 3-DEPT OF TRANSPORTATION
Specialized Consultants Retained: YES
Functional Group: Transportation & Public Works
Capital Category: TR_NON_AIR
Useful Life: 30

2024 Sub-Project Addresses the following item/issue:

The sub-project addresses the need to improve the flow of traffic from signalized intersections along the E Layton Avenue (CTH Y) corridor from Pine to Packard, improving the overall Milwaukee County highway system.

2024 Scope of Work:

The scope of work includes the start of the design phase for the Layton Avenue Signal Improvement from Pine to Packard project in the Congestion Mitigation & Air Quality Program (CMAQ). The work will include new communications equipment between intersections, flashing yellow arrow signals, new detection at intersections, improved traffic signal timings and other equipment associated with these upgrades. The intersections included in the project are on E. Layton Ave. at S. Pine Ave., S. Brust Ave., S. Pennsylvania Ave., S. Whitnall Ave. (West), S. Whitnall Ave. (East), S. Nicholson Ave., S. Sweet Applewood Dr., and S. Packard Ave. The Federal funding from the Wisconsin Department of Transportation (WISDOT) under CMAQ was approved for a total estimated cost of \$860,000 where the Federal share is \$688,000 and the County share is \$172,000. THE CMAQ FUNDING EXPIRES ON JUNE 30, 2030.

2025 - 2028 Scope of Work:

The Five-Year Capital Improvements Plan (CIP) includes additional appropriations of \$667,000 that are necessary to complete the work on the project. Financing is anticipated to be provided from \$533,600 in Federal revenue and \$133,400 in general obligation bonds.

Any surplus appropriations available upon completion of an approved project must be lapsed at year-end. Surplus appropriation shall not be used to expand an approved project scope without the approval of the County Board of Supervisors and the County Executive. Adjustments to reduce the project scope shall be made, as necessary, in order to not exceed authorized budget appropriation(s).

Cost Sub-Project Cost and Reimbursement Revenue by Year (2024 - 2028)

BUDGET YEAR	CAPITAL APPROPRIATION	CAPITAL REIMBURSEMENT REVENUE			NET COUNTY COMMITMENT
		FEDERAL	STATE	LOCAL/OTHER	
2024	193,000	154,400	0	0	38,600
2025	667,000	533,600	0	0	133,400
2026	0	0	0	0	0
2027	0	0	0	0	0
2028	0	0	0	0	0
Total	\$860,000	\$688,000	\$0	\$0	\$172,000

2024 Budget Year Financing

Property Tax	Sales & Use Tax	Other Revenue	G.O. Bonds & Notes	Revenue Bonds	PFC Revenue	Airport Revenue	Federal, State, & Local Aid	Gifts & Cash Contributions	Total
38,600	0	0	0	0	0	0	154,400	0	\$193,000

Capital Sub-Project Breakdown

SUB-PROJECT BY PHASE	Prior Yr(s) Appropriation*	2023 LTD BAL*	2024 Appropriation	2025 - 2028 Appropriation	Total Appropriation
(1) Basic Planning & Design		0	193,000	0	193,000
(2) Construction & Implementation		0	0	667,000	667,000
(3) Right-of-Way Acquisition		0	0	0	0
(4) Equipment		0	0	0	0
Total		\$0	\$193,000	\$667,000	\$860,000

*These columns represent the sub-project's: 1) Amended prior year appropriations; 2) Available project balance life-to-date (LTD) as of: N/A

Initial Sub-Project Schedule	Year	Qtr
Complete Site Acquisition (if applicable)	N/A	N/A
Complete Preliminary Plan (if applicable)	2024	3
Complete Final Plans & Specs	2025	1
Begin Implementation/Purchase Asset	2025	1
Substantially Completed	2025	4
Scheduled Sub-Project Closeout	2026	4

Requesting Department or Agency: Department of Transportation - Transportation Services
Managing Agency: 3-DEPT OF TRANSPORTATION
Specialized Consultants Retained: YES
Functional Group: Transportation & Public Works
Capital Category: TR_NON_AIR
Useful Life: 15

2024 Sub-Project Addresses the following item/issue:

The sub-project addresses the need to improve the flow of traffic from signalized intersections along the Lincoln Memorial Drive corridor from Juneau Park to Water Tower Rd, improving the overall Milwaukee County highway system.

2024 Scope of Work:

The scope of work includes the start of the design phase for the Lincoln Memorial Dr Signal Improvement Juneau Park to Water Tower Rd project in the Congestion Mitigation & Air Quality Program (CMAQ). The work will include new communications equipment between intersections, flashing yellow arrow signals, new detection at intersections, improved traffic signal timings and other equipment associated with these upgrades. The intersections included in the project are on N. Lincoln Memorial Dr. at E. Lagoon Dr., E. Lafayette Hill Rd. and E. Water Tower Rd. The Federal funding from the Wisconsin Department of Transportation (WISDOT) under CMAQ was approved for a total estimated cost of \$437,000 where the Federal share is \$349,600 and the County share is \$87,400. THE CMAQ FUNDING EXPIRES ON JUNE 30, 2031.

2025 - 2028 Scope of Work:

The Five-Year Capital Improvements Plan (CIP) includes additional appropriations of \$339,000 that are necessary to complete the work on the project. Financing is anticipated to be provided from \$271,200 in Federal revenue and \$67,800 in general obligation bonds.

Any surplus appropriations available upon completion of an approved project must be lapsed at year-end. Surplus appropriation shall not be used to expand an approved project scope without the approval of the County Board of Supervisors and the County Executive. Adjustments to reduce the project scope shall be made, as necessary, in order to not exceed authorized budget appropriation(s).

Cost Sub-Project Cost and Reimbursement Revenue by Year (2024 - 2028)

BUDGET YEAR	CAPITAL APPROPRIATION	CAPITAL REIMBURSEMENT REVENUE			NET COUNTY COMMITMENT
		FEDERAL	STATE	LOCAL/OTHER	
2024	98,000	78,400	0	0	19,600
2025	0	0	0	0	0
2026	339,000	271,200	0	0	67,800
2027	0	0	0	0	0
2028	0	0	0	0	0
Total	\$437,000	\$349,600	\$0	\$0	\$87,400

2024 Budget Year Financing

Property Tax	Sales & Use Tax	Other Revenue	G.O. Bonds & Notes	Revenue Bonds	PFC Revenue	Airport Revenue	Federal, State, & Local Aid	Gifts & Cash Contributions	Total
19,600	0	0	0	0	0	0	78,400	0	\$98,000

Capital Sub-Project Breakdown

SUB-PROJECT BY PHASE	Prior Yr(s) Appropriation*	2023 LTD BAL*	2024 Appropriation	2025 - 2028 Appropriation	Total Appropriation
(1) Basic Planning & Design	0	0	98,000	0	98,000
(2) Construction & Implementation	0	0	0	339,000	339,000
(3) Right-of-Way Acquisition	0	0	0	0	0
(4) Equipment	0	0	0	0	0
Total	\$0	\$0	\$98,000	\$339,000	\$437,000

*These columns represent the sub-project's: 1) Amended prior year appropriations; 2) Available project balance life-to-date (LTD) as of: N/A

Initial Sub-Project Schedule	Year	Qtr
Complete Site Acquisition (if applicable)	N/A	N/A
Complete Preliminary Plan (if applicable)	2025	1
Complete Final Plans & Specs	2026	1
Begin Implementation/Purchase Asset	2026	1
Substantially Completed	2026	4
Scheduled Sub-Project Closeout	2027	4

Requesting Department or Agency: Department of Transportation - Transportation Services
Managing Agency: 3-DEPT OF TRANSPORTATION
Specialized Consultants Retained: YES
Functional Group: Transportation & Public Works
Capital Category: TR_NON_AIR
Useful Life: 15

2024 Sub-Project Addresses the following item/issue:

The sub-project addresses the need to improve the flow of traffic from signalized intersections along the W Layton Avenue (CTH Y) corridor from S 76th Street to S 47th Street, improving the overall Milwaukee County highway system.

2024 Scope of Work:

The scope of work includes the start of the design phase for the Layton Avenue Signal Improvement 76th to 47th project in the Congestion Mitigation & Air Quality Program (CMAQ). The work will include new communications equipment between intersections, flashing yellow arrow signals, new detection at intersections, improved traffic signal timings and other equipment associated with these upgrades. The intersections included in the project are on W. Layton Ave. at S. 76th St., S. 68th St., S. 60th St., S. 57th St., S. 51st St., and S. 47th St. The Federal funding from the Wisconsin Department of Transportation (WISDOT) under CMAQ was approved for a total estimated cost of \$555,000 where the Federal share is \$444,000 and the County share is \$111,000. THE CMAQ FUNDING EXPIRES ON JUNE 30, 2031.

2025 - 2028 Scope of Work:

The Five-Year Capital Improvements Plan (CIP) includes additional appropriations of \$431,000 that are necessary to complete the work on the project. Financing is anticipated to be provided from \$344,800 in Federal revenue and \$86,200 in general obligation bonds.

Any surplus appropriations available upon completion of an approved project must be lapsed at year-end. Surplus appropriation shall not be used to expand an approved project scope without the approval of the County Board of Supervisors and the County Executive. Adjustments to reduce the project scope shall be made, as necessary, in order to not exceed authorized budget appropriation(s).

Cost Sub-Project Cost and Reimbursement Revenue by Year (2024 - 2028)

BUDGET YEAR	CAPITAL APPROPRIATION	CAPITAL REIMBURSEMENT REVENUE			NET COUNTY COMMITMENT
		FEDERAL	STATE	LOCAL/OTHER	
2024	124,000	99,200	0	0	24,800
2025	0	0	0	0	0
2026	431,000	344,800	0	0	86,200
2027	0	0	0	0	0
2028	0	0	0	0	0
Total	\$555,000	\$444,000	\$0	\$0	\$111,000

2024 Budget Year Financing

Property Tax	Sales & Use Tax	Other Revenue	G.O. Bonds & Notes	Revenue Bonds	PFC Revenue	Airport Revenue	Federal, State, & Local Aid	Gifts & Cash Contributions	Total
24,800	0	0	0	0	0	0	99,200	0	\$124,000

Capital Sub-Project Breakdown

SUB-PROJECT BY PHASE	Prior Yr(s) Appropriation*	2023 LTD BAL*	2024 Appropriation	2025 - 2028 Appropriation	Total Appropriation
(1) Basic Planning & Design		0	124,000	0	124,000
(2) Construction & Implementation		0	0	431,000	431,000
(3) Right-of-Way Acquisition		0	0	0	0
(4) Equipment		0	0	0	0
Total		\$0	\$124,000	\$431,000	\$555,000

*These columns represent the sub-project's: 1) Amended prior year appropriations; 2) Available project balance life-to-date (LTD) as of: N/A

Initial Sub-Project Schedule	Year	Qtr
Complete Site Acquisition (if applicable)	N/A	N/A
Complete Preliminary Plan (if applicable)	2025	1
Complete Final Plans & Specs	2026	1
Begin Implementation/Purchase Asset	2026	1
Substantially Completed	2026	4
Scheduled Sub-Project Closeout	2027	4

Requesting Department or Agency: Department of Transportation - Transportation Services
Managing Agency: 3-DEPT OF TRANSPORTATION
Specialized Consultants Retained: YES
Functional Group: Transportation & Public Works
Capital Category: TR_NON_AIR
Useful Life: 15

2024 Sub-Project Addresses the following item/issue:

The sub-project addresses the need to improve the most seriously deficient existing local bridges to maintain safe infrastructure. Bridges are rated based on a federal bridge rating methodology (scale from 0-100), which is designed to measure the relative adequacy of a bridge in terms of structural and safety aspects, serviceability and functional obsolescence, and suitability for public use. The bridge has a sufficiency rating of 76.0 and is functionally obsolete, requiring rehabilitation.

2024 Scope of Work:

The scope of work includes the start of the design phase for W. Layton Ave. (CTH Y) Bridge B-40-0163 over W. Forest Home Ave. (STH 24) in the Local Bridge Program (LBP). The rehabilitation of bridge B-40-0163 W. Layton Ave. (CTH Y) Bridge over Forest Home Ave. (STH 24) in the City of Greenfield is a 273-foot long, four span, steel open girders with a cast-in-place reinforced concrete built in 1963. The bridge rehabilitation involves repair of deteriorated areas on the structure. Federal funding from the Wisconsin Department of Transportation (WISDOT) under the LBP is pending approval for a total estimated cost of \$2,200,000 where the Federal share is \$1,760,000 and the County share is \$440,000.

2025 - 2028 Scope of Work:

The Five-Year Capital Improvements Plan (CIP) includes additional appropriations of \$2,000,000 that are necessary to complete the work on the project. Financing is anticipated to be provided from \$1,600,000 in Federal revenue and \$400,000 in general obligation bonds.

Any surplus appropriations available upon completion of an approved project must be lapsed at year-end. Surplus appropriation shall not be used to expand an approved project scope without the approval of the County Board of Supervisors and the County Executive. Adjustments to reduce the project scope shall be made, as necessary, in order to not exceed authorized budget appropriation(s).

Cost Sub-Project Cost and Reimbursement Revenue by Year (2024 - 2028)

BUDGET YEAR	CAPITAL APPROPRIATION	CAPITAL REIMBURSEMENT REVENUE			NET COUNTY COMMITMENT
		FEDERAL	STATE	LOCAL/OTHER	
2024	200,000	160,000	0	0	40,000
2025	0	0	0	0	0
2026	2,000,000	1,600,000	0	0	400,000
2027	0	0	0	0	0
2028	0	0	0	0	0
Total	\$2,200,000	\$1,760,000	\$0	\$0	\$440,000

2024 Budget Year Financing

Property Tax	Sales & Use Tax	Other Revenue	G.O. Bonds & Notes	Revenue Bonds	PFC Revenue	Airport Revenue	Federal, State, & Local Aid	Gifts & Cash Contributions	Total
0	0	0	40,000	0	0	0	160,000	0	\$200,000

Capital Sub-Project Breakdown

SUB-PROJECT BY PHASE	Prior Yr(s) Appropriation*	2023 LTD BAL*	2024 Appropriation	2025 - 2028 Appropriation	Total Appropriation
(1) Basic Planning & Design		0	200,000	0	200,000
(2) Construction & Implementation		0	0	2,000,000	2,000,000
(3) Right-of-Way Acquisition		0	0	0	0
(4) Equipment		0	0	0	0
Total		\$0	\$200,000	\$2,000,000	\$2,200,000

*These columns represent the sub-project's: 1) Amended prior year appropriations; 2) Available project balance life-to-date (LTD) as of: N/A

Initial Sub-Project Schedule	Year	Qtr
Complete Site Acquisition (if applicable)	NA	NA
Complete Preliminary Plan (if applicable)	2024	4
Complete Final Plans & Specs	2026	1
Begin Implementation/Purchase Asset	2026	1
Substantially Completed	2026	4
Scheduled Sub-Project Closeout	2027	4

Requesting Department or Agency: Department of Transportation - Transportation Services
Managing Agency: 3-DEPT OF TRANSPORTATION
Specialized Consultants Retained: YES
Functional Group: Transportation & Public Works
Capital Category: TR_NON_AIR
Useful Life: 15

2024 Sub-Project Addresses the following item/issue:

The sub-project addresses the need to improve the most seriously deficient existing local bridges to maintain safe infrastructure. Bridges are rated based on a federal bridge rating methodology (scale from 0-100), which is designed to measure the relative adequacy of a bridge in terms of structural and safety aspects, serviceability, and suitability for public use. The bridge has a sufficiency rating of 69.5 and requires rehabilitation.

2024 Scope of Work:

The scope of work includes the start of the design phase for Honey Creek Bridge P-40-0570 over Honey Creek in the Local Bridge Program (LBP). The rehabilitation of bridge P-40-0570 Honey Creek Bridge over Honey Creek in the City of Milwaukee is a single span 30 feet long concrete spandrel arch bridge built in 1933. The bridge rehabilitation involves repair of deteriorated areas on the structure. Federal funding from the Wisconsin Department of Transportation (WISDOT) under the LBP is pending approval for a total estimated cost of \$1,050,000 where the Federal share is \$840,000 and the County share is \$210,000.

2025 - 2028 Scope of Work:

The Five-Year Capital Improvements Plan (CIP) includes additional appropriations of \$850,000 that are necessary to complete the work on the project. Financing is anticipated to be provided from \$680,000 in Federal revenue and \$170,000 in general obligation bonds.

Any surplus appropriations available upon completion of an approved project must be lapsed at year-end. Surplus appropriation shall not be used to expand an approved project scope without the approval of the County Board of Supervisors and the County Executive. Adjustments to reduce the project scope shall be made, as necessary, in order to not exceed authorized budget appropriation(s).

Honey Creek Bridge P-40-0570 over Honey Creek

Project: **WH0277**
 Sub-Project: **WH027701**

Cost Sub-Project Cost and Reimbursement Revenue by Year (2024 - 2028)

BUDGET YEAR	CAPITAL APPROPRIATION	CAPITAL REIMBURSEMENT REVENUE			NET COUNTY COMMITMENT
		FEDERAL	STATE	LOCAL/OTHER	
2024	200,000	160,000	0	0	40,000
2025	0	0	0	0	0
2026	850,000	680,000	0	0	170,000
2027	0	0	0	0	0
2028	0	0	0	0	0
Total	\$1,050,000	\$840,000	\$0	\$0	\$210,000

2024 Budget Year Financing

Property Tax	Sales & Use Tax	Other Revenue	G.O. Bonds & Notes	Revenue Bonds	PFC Revenue	Airport Revenue	Federal, State, & Local Aid	Gifts & Cash Contributions	Total
0	0	0	40,000	0	0	0	160,000	0	\$200,000

Capital Sub-Project Breakdown

SUB-PROJECT BY PHASE	Prior Yr(s) Appropriation*	2023 LTD BAL*	2024 Appropriation	2025 - 2028 Appropriation	Total Appropriation
(1) Basic Planning & Design	0	0	200,000	0	200,000
(2) Construction & Implementation	0	0	0	850,000	850,000
(3) Right-of-Way Acquisition	0	0	0	0	0
(4) Equipment	0	0	0	0	0
Total	\$0	\$0	\$200,000	\$850,000	\$1,050,000

*These columns represent the sub-project's: 1) Amended prior year appropriations; 2) Available project balance life-to-date (LTD) as of: N/A

Initial Sub-Project Schedule	Year	Qtr
Complete Site Acquisition (if applicable)	NA	NA
Complete Preliminary Plan (if applicable)	2024	4
Complete Final Plans & Specs	2026	1
Begin Implementation/Purchase Asset	2026	1
Substantially Completed	2026	4
Scheduled Sub-Project Closeout	2027	4

Requesting Department or Agency: Department of Transportation - Transportation Services
Managing Agency: 3-DEPT OF TRANSPORTATION
Specialized Consultants Retained: YES
Functional Group: Transportation & Public Works
Capital Category: TR_NON_AIR
Useful Life: 30

2024 Sub-Project Addresses the following item/issue:

The sub-project addresses the immediate need to improve efficiency and mobility at signalized intersections for both motorists and pedestrians along County Trunk Highways (CTH), improving the overall safety of the Milwaukee County highway system.

2024 Scope of Work:

Scope of work includes the start of the design phase for the Signal at Layton Avenue Intersections of 84th, 68th, and Nicholson project. The overall project scope of work is to install overhead per lane signal heads for the through lanes to reduce crashes and eliminate the number of signal heads and poles in the median that have been repeatedly struck. Flashing yellow arrow left turn signals will be installed for better driver comprehension, reducing left turn crashes. Federal funding from Wisconsin Department of Transportation (WISDOT) under the Highway Safety Improvement Program (HSIP) was approved for a total estimated cost of \$1,839,134 where the Federal share is \$1,650,721 and the County share is \$188,413. THE HSIP FUNDING EXPIRES ON JUNE 30, 2026.

2025 - 2028 Scope of Work:

The Five-Year Capital Improvements Plan (CIP) includes additional appropriations of \$1,567,621 that are necessary to complete the work on the project. Financing is anticipated to be provided from \$1,406,359 in Federal revenue and \$161,262 in general obligation bonds.

Any surplus appropriations available upon completion of an approved project must be lapsed at year-end. Surplus appropriation shall not be used to expand an approved project scope without the approval of the County Board of Supervisors and the County Executive. Adjustments to reduce the project scope shall be made, as necessary, in order to not exceed authorized budget appropriation(s).

Cost Sub-Project Cost and Reimbursement Revenue by Year (2024 - 2028)

BUDGET YEAR	CAPITAL APPROPRIATION	CAPITAL REIMBURSEMENT REVENUE			NET COUNTY COMMITMENT
		FEDERAL	STATE	LOCAL/OTHER	
2024	271,513	244,362	0	0	27,151
2025	1,567,621	1,406,359	0	0	161,262
2026	0	0	0	0	0
2027	0	0	0	0	0
2028	0	0	0	0	0
Total	\$1,839,134	\$1,650,721	\$0	\$0	\$188,413

2024 Budget Year Financing

Property Tax	Sales & Use Tax	Other Revenue	G.O. Bonds & Notes	Revenue Bonds	PFC Revenue	Airport Revenue	Federal, State, & Local Aid	Gifts & Cash Contributions	Total
0	0	0	27,151	0	0	0	244,362	0	\$271,513

Capital Sub-Project Breakdown

SUB-PROJECT BY PHASE	Prior Yr(s) Appropriation*	2023 LTD BAL*	2024 Appropriation	2025 - 2028 Appropriation	Total Appropriation
(1) Basic Planning & Design		0	271,513	0	271,513
(2) Construction & Implementation		0	0	1,567,621	1,567,621
(3) Right-of-Way Acquisition		0	0	0	0
(4) Equipment		0	0	0	0
Total		\$0	\$271,513	\$1,567,621	\$1,839,134

*These columns represent the sub-project's: 1) Amended prior year appropriations; 2) Available project balance life-to-date (LTD) as of: N/A

Initial Sub-Project Schedule	Year	Qtr
Complete Site Acquisition (if applicable)	N/A	0
Complete Preliminary Plan (if applicable)	2025	1
Complete Final Plans & Specs	2025	4
Begin Implementation/Purchase Asset	2026	1
Substantially Completed	2026	4
Scheduled Sub-Project Closeout	2027	4

Requesting Department or Agency: Department of Transportation - Transportation Services
Managing Agency: 3-DEPT OF TRANSPORTATION
Specialized Consultants Retained: YES
Functional Group: Transportation & Public Works
Capital Category: TR_NON_AIR
Useful Life: 15

2024 Sub-Project Addresses the following item/issue:

This project addresses the immediate and significant need of short-term rehabilitation of a number of County Trunk Highways (CTHs) to provide limited preservation until additional Federal or State funding becomes available to complete a longer term significant improvement project. The continued patching/spot maintenance activities performed by the Highway Maintenance Department on these CTHs are not sufficient to safely maintain these roadways. The Short Term CTH Rehabilitation Project(s) under this program span the gap between routine maintenance and improvement projects and are not intended to upgrade or improve the CTH long term. Since these project(s) are short-term, this will allow time to obtain potential grant funding with County matching funds for improvement projects and most importantly keep roadways safe. These projects are short term improvements to extend the life of the pavement between 3-7 years until grant funding is available. This project will address roadway sections (see project SCOPE area below for detail) that have a pavement rating of 2 and will be repaired and/or undergo milling and overlay work.

2024 Scope of Work:

The scope of work includes repairs and mill and overlay activities for the following roadway sections: 1.) North Mill Rd. From 115th St. to 118th St. - repairs and mill & overlay; 2.) Beloit Rd. From S. Wollmer Rd. to W. Morgan Avenue - repairs and mill & overlay; 3.) Entire intersection of S. 76th St. and W. Layton Avenue - 300ft in each direction all lanes with a mill & overlay; 4.) West Forest Home Ave. From W. Speedway Drive to HWY 100 - repairs and mill & overlay.

2025 - 2028 Scope of Work:

The Five-Year Capital Improvement Plan includes planned projects requests for years 2 - 5 to address roadway sections requiring repairs and/or mill and overlay work. See capital project TBD - PROGRAM PLACEHOLDER (FOR OUT-YEARS 2 - 5) - SHORT TERM CTH REHABILITATION) in the 5-Year Capital Improvement Plan.

Any surplus appropriations available upon completion of an approved project must be lapsed at year-end. Surplus appropriation shall not be used to expand an approved project scope without the approval of the County Board of Supervisors and the County Executive. Adjustments to reduce the project scope shall be made, as necessary, in order to not exceed authorized budget appropriation(s).

Cost Sub-Project Cost and Reimbursement Revenue by Year (2024 - 2028)

BUDGET YEAR	CAPITAL APPROPRIATION	CAPITAL REIMBURSEMENT REVENUE			NET COUNTY COMMITMENT
		FEDERAL	STATE	LOCAL/OTHER	
2024	500,000	0	0	0	500,000
2025	0	0	0	0	0
2026	0	0	0	0	0
2027	0	0	0	0	0
2028	0	0	0	0	0
Total	\$500,000	\$0	\$0	\$0	\$500,000

2024 Budget Year Financing

Property Tax	Sales & Use Tax	Other Revenue	G.O. Bonds & Notes	Revenue Bonds	PFC Revenue	Airport Revenue	Federal, State, & Local Aid	Gifts & Cash Contributions	Total
500,000	0	0	0	0	0	0	0	0	\$500,000

Capital Sub-Project Breakdown

SUB-PROJECT BY PHASE	Prior Yr(s) Appropriation*	2023 LTD BAL*	2024 Appropriation	2025 - 2028 Appropriation	Total Appropriation
(1) Basic Planning & Design		0	30,000	0	30,000
(2) Construction & Implementation		0	470,000	0	470,000
(3) Right-of-Way Acquisition		0	0	0	0
(4) Equipment		0	0	0	0
Total		\$0	\$500,000	\$0	\$500,000

*These columns represent the sub-project's: 1) Amended prior year appropriations; 2) Available project balance life-to-date (LTD) as of: N/A

Initial Sub-Project Schedule	Year	Qtr
Complete Site Acquisition (if applicable)	NA	NA
Complete Preliminary Plan (if applicable)	2023	2
Complete Final Plans & Specs	2023	2
Begin Implementation/Purchase Asset	2023	3
Substantially Completed	2023	3
Scheduled Sub-Project Closeout	2023	4

Requesting Department or Agency: Department of Transportation - Highway Maintenance
Managing Agency: 3-DEPT OF TRANSPORTATION
Specialized Consultants Retained: YES
Functional Group: Transportation & Public Works
Capital Category: TR_NON_AIR
Useful Life: 7

2024 Sub-Project Addresses the following item/issue:

Milwaukee County (County) and the 19 municipal governments within its jurisdiction share a common goal to reduce the number of serious injuries and fatalities on County roadways to zero. This effort is closely aligned with the State of Wisconsin's Zero in Wisconsin initiative and will follow the County's current assessment phase with the municipalities to better align efforts through a grant from the state DOT's Transportation Alternatives Program (TAP). To achieve this vision, Milwaukee County Department of Transportation (MCDOT) will form an intergovernmental task force, consisting of public and private stakeholders, to manage the Safe Streets and Roads for All (SS4A) Action Plan development. MCDOT will demonstrate consistent progress toward the project's goals, including:

- Reduce the number of annual roadway fatalities to ZERO by 2028
- Reduce the number of crashes with serious injuries by 50% by 2025 and by 80% by 2028; and
- Implement proven, evidence-based policy and design interventions to systemically reduce fatal and severe crashes in the areas of engineering, education, and enforcement.

2024 Scope of Work:

The scope of work includes consultant services (and related work activities) to produce the Safe Streets and Roads for All (SS4A) Action Plan development.

2025 - 2028 Scope of Work:

None.

Any surplus appropriations available upon completion of an approved project must be lapsed at year-end. Surplus appropriation shall not be used to expand an approved project scope without the approval of the County Board of Supervisors and the County Executive. Adjustments to reduce the project scope shall be made, as necessary, in order to not exceed authorized budget appropriation(s).

Cost Sub-Project Cost and Reimbursement Revenue by Year (2024 - 2028)

BUDGET YEAR	CAPITAL APPROPRIATION	CAPITAL REIMBURSEMENT REVENUE			NET COUNTY COMMITMENT
		FEDERAL	STATE	LOCAL/OTHER	
2024	1,000,000	800,000	0	0	200,000
2025	0	0	0	0	0
2026	0	0	0	0	0
2027	0	0	0	0	0
2028	0	0	0	0	0
Total	\$1,000,000	\$800,000	\$0	\$0	\$200,000

2024 Budget Year Financing

Property Tax	Sales & Use Tax	Other Revenue	G.O. Bonds & Notes	Revenue Bonds	PFC Revenue	Airport Revenue	Federal, State, & Local Aid	Gifts & Cash Contributions	Total
200,000	0	0	0	0	0	0	800,000	0	\$1,000,000

Capital Sub-Project Breakdown

SUB-PROJECT BY PHASE	Prior Yr(s) Appropriation*	2023 LTD BAL*	2024 Appropriation	2025 - 2028 Appropriation	Total Appropriation
(1) Basic Planning & Design		0	1,000,000	0	1,000,000
(2) Construction & Implementation		0	0	0	0
(3) Right-of-Way Acquisition		0	0	0	0
(4) Equipment		0	0	0	0
Total		\$0	\$1,000,000	\$0	\$1,000,000

*These columns represent the sub-project's: 1) Amended prior year appropriations; 2) Available project balance life-to-date (LTD) as of: N/A

Initial Sub-Project Schedule	Year	Qtr
Complete Site Acquisition (if applicable)	NA	NA
Complete Preliminary Plan (if applicable)	NA	NA
Complete Final Plans & Specs	NA	NA
Begin Implementation/Purchase Asset	2024	1
Substantially Completed	2024	4
Scheduled Sub-Project Closeout	2025	1

Requesting Department or Agency: Department of Transportation - Director's Office
Managing Agency: 3-DEPT OF TRANSPORTATION
Specialized Consultants Retained: YES
Functional Group: Transportation & Public Works
Capital Category: OTHR
Useful Life: 00

PROJECTS NARRATIVES

I250 - Transit



**MILWAUKEE
COUNTY**

2024 ADOPTED CAPITAL BUDGET

2024 Sub-Project Addresses the following item/issue:

Apart from buses, Milwaukee County Transit Systems (MCTS) presence in the community is most visible through its bus stops. Of 3,887 bus stops 658 include an MCTS-managed bus shelter (Dec 2022). MCTS considers the condition of a bus shelter as a reflection on MCTS as an agency. Bus shelters are a community asset that helps protect bus passengers from the elements. They also help to enhance safety and security at stops by providing a shelter or structure someone can wait inside to protect themselves from someone approaching from a blind spot or from other hazards. Many shelters also feature seating to provide a place to rest, which is helpful when serving the elderly and persons with mobility limitations. The current shelters are made of glass panels and are prone to damage and vandalism. The shelters will utilize a different type of metal panel to limit issues with broken glass. This project requires retrofitting existing shelters with new panels to help reduce damage and safety issues caused by broken glass. The location of the bus shelters include: NB Sherman & Rohr, SB 76th & Mill Rd (farside), SE Fond du Lac & Capitol (farside), NB 60th & Silver Spring, NB 35th & Mitchell, SE Fond du Lac & 32nd, SB 12th & State, SB Sherman & Villard, EB Silver Spring & 35th, SB 6th & Walnut, WB Burleigh & 8th, EB Oklahoma & 6th, WB Burnham & Layton Blvd, WB North Ave & 27th, EB North Ave & 27th, NB 60th & Good Hope, EB Mill Rd & 76th, NW Atkinson & 27th, WB Silver Spring & Hopkins, EB Hampton & 76th, SB 60th & Silver Spring, SB 76th & Villard, EB Congress & 76th, NW Fond du Lac & Capitol, SB Hopkins & Locust.

2024 Scope of Work:

The project scope includes updating and retrofitting activities at MCTS-managed bus shelters.

2025 - 2028 Scope of Work:

Based on how the new panels perform, MCTS would look to make additional requests in additional years to retrofit more shelters across the system.

Any surplus appropriations available upon completion of an approved project must be lapsed at year-end. Surplus appropriation shall not be used to expand an approved project scope without the approval of the County Board of Supervisors and the County Executive. Adjustments to reduce the project scope shall be made, as necessary, in order to not exceed authorized budget appropriation(s).

Cost Sub-Project Cost and Reimbursement Revenue by Year (2024 - 2028)

BUDGET YEAR	CAPITAL APPROPRIATION	CAPITAL REIMBURSEMENT REVENUE			NET COUNTY COMMITMENT
		FEDERAL	STATE	LOCAL/OTHER	
2024	500,000	400,000	0	0	100,000
2025	0	0	0	0	0
2026	0	0	0	0	0
2027	0	0	0	0	0
2028	0	0	0	0	0
Total	\$500,000	\$400,000	\$0	\$0	\$100,000

2024 Budget Year Financing

Property Tax	Sales & Use Tax	Other Revenue	G.O. Bonds & Notes	Revenue Bonds	PFC Revenue	Airport Revenue	Federal, State, & Local Aid	Gifts & Cash Contributions	Total
100,000	0	0	0	0	0	0	400,000	0	\$500,000

Capital Sub-Project Breakdown

SUB-PROJECT BY PHASE	Prior Yr(s) Appropriation*	2023 LTD BAL*	2024 Appropriation	2025 - 2028 Appropriation	Total Appropriation
(1) Basic Planning & Design	0	0	0	0	0
(2) Construction & Implementation	0	0	0	0	0
(3) Right-of-Way Acquisition	0	0	0	0	0
(4) Equipment	0	0	500,000	0	500,000
Total	\$0	\$0	\$500,000	\$0	\$500,000

*These columns represent the sub-project's: 1) Amended prior year appropriations; 2) Available project balance life-to-date (LTD) as of: N/A

Initial Sub-Project Schedule	Year	Qtr
Complete Site Acquisition (if applicable)	NA	NA
Complete Preliminary Plan (if applicable)	NA	NA
Complete Final Plans & Specs	NA	NA
Begin Implementation/Purchase Asset	2024	1
Substantially Completed	2024	4
Scheduled Sub-Project Closeout	2025	1

Requesting Department or Agency:
Managing Agency: 3-DEPT OF TRANSPORTATION
Specialized Consultants Retained: 0
Functional Group: Transportation & Public Works
Capital Category: OTHR
Useful Life: 10

2024 Sub-Project Addresses the following item/issue:

ADA Boarding Pads - This is the concrete sidewalk landing pad which serves the doors of the bus. Where sidewalk includes a grassy area, this pad fills the grassy area between the curb and the sidewalk (5x8 minimum, 8x8 preferred). Minimally, each bus stop requires a front door boarding pad, ideally there is also a back door pad. MCTS has 3,887 active bus stops (as of Dec 2022): 92% are ADA compliant, MCTS has a running list of the remaining 8% which are not. MCTS focused its proposed locations on bus stops for which there is no ADA boarding pad, passengers board in grass, which is not ADA compliant and must be rectified.

2024 Scope of Work:

The scope of work includes the implementation of ADA boarding pads and shelter bollards.

2025 - 2028 Scope of Work:

To ensure all bus stops that require a bus pad are addressed, MCTS would continue to make these requests over the next 3-5 years. Please see the 5-Year Capital Improvement Plan placeholder capital project: TBD-597687- Program Placeholder (For Out-Years 2 - 5) - Bus Stop Improvement S - Bus Pad Bollards - Multiple Sites

Any surplus appropriations available upon completion of an approved project must be lapsed at year-end. Surplus appropriation shall not be used to expand an approved project scope without the approval of the County Board of Supervisors and the County Executive. Adjustments to reduce the project scope shall be made, as necessary, in order to not exceed authorized budget appropriation(s).

Bus Stop Improvements - Bus Pads-Bollards at Stations Ph. 1

Project: **WT0166**
Sub-Project: **WT016601**

Cost Sub-Project Cost and Reimbursement Revenue by Year (2024 - 2028)

BUDGET YEAR	CAPITAL APPROPRIATION	CAPITAL REIMBURSEMENT REVENUE			NET COUNTY COMMITMENT
		FEDERAL	STATE	LOCAL/OTHER	
2024	185,000	148,000	0	0	37,000
2025	0	0	0	0	0
2026	0	0	0	0	0
2027	0	0	0	0	0
2028	0	0	0	0	0
Total	\$185,000	\$148,000	\$0	\$0	\$37,000

2024 Budget Year Financing

Property Tax	Sales & Use Tax	Other Revenue	G.O. Bonds & Notes	Revenue Bonds	PFC Revenue	Airport Revenue	Federal, State, & Local Aid	Gifts & Cash Contributions	Total
37,000	0	0	0	0	0	0	148,000	0	\$185,000

Capital Sub-Project Breakdown

SUB-PROJECT BY PHASE	Prior Yr(s) Appropriation*	2023 LTD BAL*	2024 Appropriation	2025 - 2028 Appropriation	Total Appropriation
(1) Basic Planning & Design	0	0	0	0	0
(2) Construction & Implementation	0	0	0	0	0
(3) Right-of-Way Acquisition	0	0	0	0	0
(4) Equipment	0	0	185,000	0	185,000
Total	\$0	\$0	\$185,000	\$0	\$185,000

*These columns represent the sub-project's: 1) Amended prior year appropriations; 2) Available project balance life-to-date (LTD) as of: N/A

Initial Sub-Project Schedule	Year	Qtr
Complete Site Acquisition (if applicable)	NA	NA
Complete Preliminary Plan (if applicable)	NA	NA
Complete Final Plans & Specs	NA	NA
Begin Implementation/Purchase Asset	2024	2
Substantially Completed	2025	2
Scheduled Sub-Project Closeout	2025	3

Requesting Department or Agency:
Managing Agency: 3-DEPT OF TRANSPORTATION
Specialized Consultants Retained: NO
Functional Group: Transportation & Public Works
Capital Category: OTHR
Useful Life: 10

2024 Sub-Project Addresses the following item/issue:

All original lifts which were installed in the 1980s at Milwaukee County Transit System (MCTS) are reaching the end of their useful life. To avoid failure, MCTS has been replacing lifts on an ongoing basis. In 2023 MCTS is seeking to replace an additional 2 lifts at the Kinnickinnic garage property to ensure safe and efficient operations to keep up with bus maintenance demands.

The lifts are responsible for lifting buses into the air so that mechanics can easily work on areas of the vehicle which are otherwise impossible to access. Each bus weighs over 13 tons. Having this vital piece of equipment is extremely important to MCTS operations. If lifts cannot safely operate, they are not used. Closing down lifts that are no longer deemed safe would limit the capacity to perform bus repairs, which could ultimately impact MCTS ability to provide transit services to the community. Ultimately, if MCTS will continue its Battery Electric Bus program, all lifts will need to be replaced with updated models that can handle the added weight of the battery packs, which can add upwards of 6,000 extra pounds to the vehicle. All existing lifts from the 1980s cannot safely handle the added weight of BEBs.

2024 Scope of Work:

The scope of work includes design and construction for 2 bus lifts at Kinnickinnic garage. Work consists of furnishing all labor, materials, supplies, equipment, tools and other services necessary for the removal and replacement of hydraulic in-ground bus lifts. MCTS has completed a large amount of bus lift replacements in recent years (11 lift replacements since 2020) and this project sets to continue the updates in order to work on large buses.

2025 - 2028 Scope of Work:

None.

Any surplus appropriations available upon completion of an approved project must be lapsed at year-end. Surplus appropriation shall not be used to expand an approved project scope without the approval of the County Board of Supervisors and the County Executive. Adjustments to reduce the project scope shall be made, as necessary, in order to not exceed authorized budget appropriation(s).

Cost Sub-Project Cost and Reimbursement Revenue by Year (2024 - 2028)

BUDGET YEAR	CAPITAL APPROPRIATION	CAPITAL REIMBURSEMENT REVENUE			NET COUNTY COMMITMENT
		FEDERAL	STATE	LOCAL/OTHER	
2024	967,090	0	0	0	967,090
2025	0	0	0	0	0
2026	0	0	0	0	0
2027	0	0	0	0	0
2028	0	0	0	0	0
Total	\$967,090	\$0	\$0	\$0	\$967,090

2024 Budget Year Financing

Property Tax	Sales & Use Tax	Other Revenue	G.O. Bonds & Notes	Revenue Bonds	PFC Revenue	Airport Revenue	Federal, State, & Local Aid	Gifts & Cash Contributions	Total
0	0	0	967,090	0	0	0	0	0	\$967,090

Capital Sub-Project Breakdown

SUB-PROJECT BY PHASE	Prior Yr(s) Appropriation*	2023 LTD BAL*	2024 Appropriation	2025 - 2028 Appropriation	Total Appropriation
(1) Basic Planning & Design	0	0	109,590	0	109,590
(2) Construction & Implementation	0	0	847,680	0	847,680
(3) Right-of-Way Acquisition	0	0	0	0	0
(4) Equipment	0	0	9,820	0	9,820
Total	\$0	\$0	\$967,090	\$0	\$967,090

*These columns represent the sub-project's: 1) Amended prior year appropriations; 2) Available project balance life-to-date (LTD) as of: N/A

Initial Sub-Project Schedule	Year	Qtr
Complete Site Acquisition (if applicable)	NA	0
Complete Preliminary Plan (if applicable)	2024	1
Complete Final Plans & Specs	2024	2
Begin Implementation/Purchase Asset	2024	2
Substantially Completed	2024	4
Scheduled Sub-Project Closeout	2025	1

Requesting Department or Agency:
Managing Agency: 1-FACILITIES MANAGEMENT (AE-EE-FM)
Specialized Consultants Retained: Yes
Functional Group: Transportation & Public Works
Capital Category: FAC_REPLACE
Useful Life: 25

2024 Sub-Project Addresses the following item/issue:

Between four years (2021, 2022, 2023 and 2024) 224 buses have already or will hit their end of life as defined by FTA (12 years or 500,000 miles) In 2021, MCTS purchased 11 Battery Electric Buses for use on the new BRT and 14 diesel buses. In 2022, 60 diesel buses were purchased and in 2023 30 diesel buses were purchased. In order to keep the fleet up to date and to space out purchases MCTS recommends purchasing 30 buses in 2024. In order to adhere to state of good repair standards, to save on repair costs and to provide reliable service to the people of Milwaukee County, it is important to replace the buses as they age out before failure.

2024 Scope of Work:

The scope of work includes the purchase of 30 clean diesel buses (including FTA-required bus inspections).

2025 - 2028 Scope of Work:

None.

Any surplus appropriations available upon completion of an approved project must be lapsed at year-end. Surplus appropriation shall not be used to expand an approved project scope without the approval of the County Board of Supervisors and the County Executive. Adjustments to reduce the project scope shall be made, as necessary, in order to not exceed authorized budget appropriation(s).

Cost Sub-Project Cost and Reimbursement Revenue by Year (2024 - 2028)

BUDGET YEAR	CAPITAL APPROPRIATION	CAPITAL REIMBURSEMENT REVENUE			NET COUNTY COMMITMENT
		FEDERAL	STATE	LOCAL/OTHER	
2024	21,000,000	16,800,000	0	0	4,200,000
2025	0	0	0	0	0
2026	0	0	0	0	0
2027	0	0	0	0	0
2028	0	0	0	0	0
Total	\$21,000,000	\$16,800,000	\$0	\$0	\$4,200,000

2024 Budget Year Financing

Property Tax	Sales & Use Tax	Other Revenue	G.O. Bonds & Notes	Revenue Bonds	PFC Revenue	Airport Revenue	Federal, State, & Local Aid	Gifts & Cash Contributions	Total
0	0	0	4,200,000	0	0	0	16,800,000	0	\$21,000,000

Capital Sub-Project Breakdown

SUB-PROJECT BY PHASE	Prior Yr(s) Appropriation*	2023 LTD BAL*	2024 Appropriation	2025 - 2028 Appropriation	Total Appropriation
(1) Basic Planning & Design	0	0	0	0	0
(2) Construction & Implementation	0	0	0	0	0
(3) Right-of-Way Acquisition	0	0	0	0	0
(4) Equipment	0	0	21,000,000	0	21,000,000
Total	\$0	\$0	\$21,000,000	\$0	\$21,000,000

*These columns represent the sub-project's: 1) Amended prior year appropriations; 2) Available project balance life-to-date (LTD) as of: N/A

Initial Sub-Project Schedule	Year	Qtr
Complete Site Acquisition (if applicable)	NA	NA
Complete Preliminary Plan (if applicable)	NA	NA
Complete Final Plans & Specs	NA	NA
Begin Implementation/Purchase Asset	2024	1
Substantially Completed	2024	4
Scheduled Sub-Project Closeout	2025	1

Requesting Department or Agency:
Managing Agency: 3-DEPT OF TRANSPORTATION
Specialized Consultants Retained: NO
Functional Group: Transportation & Public Works
Capital Category: VEH_EQUIP
Useful Life: 12

2024 Sub-Project Addresses the following item/issue:

With the implementation of the East-West Bus Rapid Transit (BRT) Project and the North-South Transit Enhancement Project currently undergoing design; the proposed next phase towards development of a rapid transit network within Milwaukee County is along National Avenue (currently served with MCTS Route 18). The feasibility study will determine viability of pursuing transit enhancements in the corridor, leading to engineering/design and ultimately leveraging federal funds towards construction. As a corridor that will be significantly impacted by construction due to the Wisconsin Department of Transportation's (WisDOT) I-94 East-West project in Milwaukee; National Avenue and MCTS Route 18 also stands to benefit from transit mitigation funds from WisDOT. Within ¼-mile of Route 18 are 32,700 residents, 27,400 jobs, 5,221 businesses, 18% of residents in this corridor live in poverty, 53% of residents in this corridor are non-white or of Hispanic/Latino origin, 13% of residents are 65 and older, 20% of residents are 17 or younger, 13% of residents are Limited English Proficient, 13% of residents live with a disability, 46% of households have access to one car and 15% of households are car-free, all according to Census 2020 data.

2024 Scope of Work:

The scope of work includes consultant services to perform feasibility study and project development.

- 1) Community outreach and education
- 2) Conceptual engineering, design, and environmental review

2025 - 2028 Scope of Work:

None.

Any surplus appropriations available upon completion of an approved project must be lapsed at year-end. Surplus appropriation shall not be used to expand an approved project scope without the approval of the County Board of Supervisors and the County Executive. Adjustments to reduce the project scope shall be made, as necessary, in order to not exceed authorized budget appropriation(s).

Cost Sub-Project Cost and Reimbursement Revenue by Year (2024 - 2028)

BUDGET YEAR	CAPITAL APPROPRIATION	CAPITAL REIMBURSEMENT REVENUE			NET COUNTY COMMITMENT
		FEDERAL	STATE	LOCAL/OTHER	
2024	250,000	200,000	0	0	50,000
2025	0	0	0	0	0
2026	0	0	0	0	0
2027	0	0	0	0	0
2028	0	0	0	0	0
Total	\$250,000	\$200,000	\$0	\$0	\$50,000

2024 Budget Year Financing

Property Tax	Sales & Use Tax	Other Revenue	G.O. Bonds & Notes	Revenue Bonds	PFC Revenue	Airport Revenue	Federal, State, & Local Aid	Gifts & Cash Contributions	Total
50,000	0	0	0	0	0	0	200,000	0	\$250,000

Capital Sub-Project Breakdown

SUB-PROJECT BY PHASE	Prior Yr(s) Appropriation*	2023 LTD BAL*	2024 Appropriation	2025 - 2028 Appropriation	Total Appropriation
(1) Basic Planning & Design	0	0	250,000	0	250,000
(2) Construction & Implementation	0	0	0	0	0
(3) Right-of-Way Acquisition	0	0	0	0	0
(4) Equipment	0	0	0	0	0
Total	\$0	\$0	\$250,000	\$0	\$250,000

*These columns represent the sub-project's: 1) Amended prior year appropriations; 2) Available project balance life-to-date (LTD) as of: N/A

Initial Sub-Project Schedule	Year	Qtr
Complete Site Acquisition (if applicable)	NA	NA
Complete Preliminary Plan (if applicable)	NA	NA
Complete Final Plans & Specs	NA	NA
Begin Implementation/Purchase Asset	NA	NA
Substantially Completed	2026	1
Scheduled Sub-Project Closeout	2026	2

Requesting Department or Agency: Department of Transportation - Director's Office
Managing Agency: 3-DEPT OF TRANSPORTATION
Specialized Consultants Retained: YES
Functional Group: Transportation & Public Works
Capital Category: OTHR
Useful Life: NA

PROJECTS NARRATIVES

1275 - Fleet



**MILWAUKEE
COUNTY**

2024 ADOPTED CAPITAL BUDGET

2024 Sub-Project Addresses the following item/issue:

General vehicle and equipment replacement. Debt for equipment acquisitions will be included in the County's short-term debt issues for vehicles and attachments. The actual costs, including interest paid, will be charged to user departments which is a continuation of the County's practice adopted as part of the 2010 Budget. User departments are required to turn in a comparable piece of equipment, as identified by the Director of Fleet Management, for each unit that is replaced. This project includes vehicle and equipment replacement for all County departments with the exception of Transit and Airport which are funded differently. All vehicle and equipment replacements have been consolidated to one project to provide Fleet Management more control over replacement prioritization to keep departmental operating costs down. Replacement of all items on the attached document are necessary to sustain County wide operations without service level reductions.

2024 Scope of Work:

Purchase of replacement vehicles and equipment as follows:

Fleet Description	Count of UNIT	BUDGET
Squad Car	39	\$ 3,610,000
Sedan 4dr	26	\$ 988,000
Flatbed Trailer	16	\$ 202,000
Arrow Board	12	\$ 96,000
Patrol Truck - Tandem Axle	12	\$ 4,680,000
Cargo Van	7	\$ 350,000
SUV- 4x4	6	\$ 315,000
11' Rotary mower	5	\$ 375,000
Asphalt Roller	4	\$ 140,000
Arrow Board/attenuator	3	\$ 105,000
Heavy Drop Deck Trailer	3	\$ 75,000
Rotary Mower	3	\$ 90,000
Towable Mower	2	\$ 50,000
Heavy Deck Over Trailer	2	\$ 90,000
Tractor 4x4	2	\$ 140,000
High Lift Wheel Loader	2	\$ 620,000
Service Truck	2	\$ 240,000
Transport Bus	1	\$ 150,000
Pickup 4x4	1	\$ 65,000
Tar Kettle	1	\$ 85,000
Trash/Water Pump	1	\$ 45,000
Passenger Van	1	\$ 60,000
Mastic Machine	1	\$ 95,000
Laundry Truck	1	\$ 100,000
Box Truck	1	\$ 65,000
Mini Van	1	\$ 45,000
Grand Total	155	\$ 12,876,000

2025 - 2028 Scope of Work:

None.

Any surplus appropriations available upon completion of an approved project must be lapsed at year-end. Surplus appropriation shall not be used to expand an approved project scope without the approval of the County Board of Supervisors and the County Executive. Adjustments to reduce the project scope shall be made, as necessary, in order to not exceed authorized budget appropriation(s).

Countywide Vehicle and Equipment Replacement - 2024

Project: **WF0612**
Sub-Project: **WF061201**

Cost Sub-Project Cost and Reimbursement Revenue by Year (2024 - 2028)

BUDGET YEAR	CAPITAL APPROPRIATION	CAPITAL REIMBURSEMENT REVENUE			NET COUNTY COMMITMENT
		FEDERAL	STATE	LOCAL/OTHER	
2024	12,876,000	0	0	0	12,876,000
2025	0	0	0	0	0
2026	0	0	0	0	0
2027	0	0	0	0	0
2028	0	0	0	0	0
Total	\$12,876,000	\$0	\$0	\$0	\$12,876,000

2024 Budget Year Financing

Property Tax	Sales & Use Tax	Other Revenue	G.O. Bonds & Notes	Revenue Bonds	PFC Revenue	Airport Revenue	Federal, State, & Local Aid	Gifts & Cash Contributions	Total
1,367,054	0	0	11,508,946	0	0	0	0	0	\$12,876,000

Capital Sub-Project Breakdown

SUB-PROJECT BY PHASE	Prior Yr(s) Appropriation*	2023 LTD BAL*	2024 Appropriation	2025 - 2028 Appropriation	Total Appropriation
(1) Basic Planning & Design	0	0	0	0	0
(2) Construction & Implementation	0	0	0	0	0
(3) Right-of-Way Acquisition	0	0	0	0	0
(4) Equipment	0	0	12,876,000	0	12,876,000
Total	\$0	\$0	\$12,876,000	\$0	\$12,876,000

*These columns represent the sub-project's: 1) Amended prior year appropriations; 2) Available project balance life-to-date (LTD) as of: N/A

Initial Sub-Project Schedule	Year	Qtr
Complete Site Acquisition (if applicable)	NA	NA
Complete Preliminary Plan (if applicable)	NA	NA
Complete Final Plans & Specs	2024	1
Begin Implementation/Purchase Asset	2024	1
Substantially Completed	2025	2
Scheduled Sub-Project Closeout	2025	3

Requesting Department or Agency: Department of Transportation - Fleet Management
Managing Agency: 3-DEPT OF TRANSPORTATION
Specialized Consultants Retained: NO
Functional Group: Transportation & Public Works
Capital Category: VEH_EQUIP
Useful Life: 4-7-12

PROJECTS NARRATIVES

I 300 - Airport



**MILWAUKEE
COUNTY**

2024 ADOPTED CAPITAL BUDGET

MKE Parking Structure Traffic Bearing Membranes (77, 89,02)

Project: **WA0411**
Sub-Project: **WA041101**

2024 Sub-Project Addresses the following item/issue:

This project addresses the needs for rehabilitation or addition of new traffic bearing membranes in various locations within the parking structure at MKE. The parking garage is critical to the operations of the airport. A comprehensive study was done in 2021 that identified the need for waterproofing efforts to extend the lifespan of the structure. The testing within the study noted areas of high chloride levels within the concrete, and other signs of water migration such as efflorescence.

2024 Scope of Work:

The scope of work includes the first phase of construction for the renewal of existing concrete membranes in portions of the 1977 section and the addition of a new concrete membranes in portions of the 1989 and 2002 sections of the parking garage at Milwaukee Mitchell International Airport (MKE). This will include work on one partial floor of the garage and approximately 98,000 SF of new membrane. This project will provide a renewal to the existing membrane or addition of new.

2025 - 2028 Scope of Work:

The scope of work includes additional phases of construction (each year 2025 through 2028). The exact areas and sizes will be based on testing during the first phase of construction, and decided pending solution determination and bidding climate.

Any surplus appropriations available upon completion of an approved project must be lapsed at year-end. Surplus appropriation shall not be used to expand an approved project scope without the approval of the County Board of Supervisors and the County Executive. Adjustments to reduce the project scope shall be made, as necessary, in order to not exceed authorized budget appropriation(s).

MKE Parking Structure Traffic Bearing Membranes (77, 89,02)

Project: **WA0411**
Sub-Project: **WA041101**

Cost Sub-Project Cost and Reimbursement Revenue by Year (2024 - 2028)

BUDGET YEAR	CAPITAL APPROPRIATION	CAPITAL REIMBURSEMENT REVENUE			NET COUNTY COMMITMENT
		FEDERAL	STATE	LOCAL/OTHER	
2024	1,385,000	0	0	0	1,385,000
2025	1,385,000	0	0	0	1,385,000
2026	1,385,000	0	0	0	1,385,000
2027	1,385,000	0	0	0	1,385,000
2028	1,385,000	0	0	0	1,385,000
Total	\$6,925,000	\$0	\$0	\$0	\$6,925,000

2024 Budget Year Financing

Property Tax	Sales & Use Tax	Other Revenue	G.O. Bonds & Notes	Revenue Bonds	PFC Revenue	Airport Revenue	Federal, State, & Local Aid	Gifts & Cash Contributions	Total
0	0	0	0	0	0	1,385,000	0	0	\$1,385,000

Capital Sub-Project Breakdown

SUB-PROJECT BY PHASE	Prior Yr(s) Appropriation*	2023 LTD BAL*	2024 Appropriation	2025 - 2028 Appropriation	Total Appropriation
(1) Basic Planning & Design	250,000	229,250	0	0	250,000
(2) Construction & Implementation	0	0	1,385,000	5,540,000	6,925,000
(3) Right-of-Way Acquisition	0	0	0	0	0
(4) Equipment	0	0	0	0	0
Total	\$250,000	\$229,250	\$1,385,000	\$5,540,000	\$7,175,000

*These columns represent the sub-project's: 1) Amended prior year appropriations; 2) Available project balance life-to-date (LTD) as of: 8/30/2023

Initial Sub-Project Schedule	Year	Qtr
Complete Site Acquisition (if applicable)	NA	0
Complete Preliminary Plan (if applicable)	NA	0
Complete Final Plans & Specs	2024	2
Begin Implementation/Purchase Asset	2024	3
Substantially Completed	2024	4
Scheduled Sub-Project Closeout	2025	2

Requesting Department or Agency: Department of Transportation - Airport
Managing Agency: 1-FACILITIES MANAGEMENT (AE-EE-FM)
Specialized Consultants Retained: Yes
Functional Group: Transportation & Public Works
Capital Category: OTHR
Useful Life: 10

2024 Sub-Project Addresses the following item/issue:

This project addresses the needs for rehabilitation of the intersection (bullseye) and adjacent pavement of the two main runways (7R-25L and 1L-19R) at Milwaukee Mitchell International Airport (MKE). This pavement is the most critical pavement to the operations of the airport as it is required for much of the commercial air carrier operations at the airport. The pavement was tested and rated in 2020. The resulting PCI score within the bullseye was 63. Pavements at or below 65 are eligible and recommended for major rehabilitation. Without rehabilitation investments, pavements within these ranges see accelerated failures and higher rehabilitation costs in the future or a requirement for full re-construction. The repairs made will extend the pavement length another 10 years.

2024 Scope of Work:

The scope of work includes design for the rehabilitation of pavements and shoulders inside hold lines of Runways 1L-19R and 7RL-25L at Milwaukee Mitchell International Airport (MKE). The specific rehabilitation approach will be finalized in design. Anticipated in scope:

- 2.5" depth mill and overlay of asphalt runway area shared by both runways and all shoulders within the safety area of both runways.
- 3" depth concrete mill and asphalt overlay of concrete pavement areas within the safety area of both runways.
- Grooving and pavement marking.
- Remove and replace existing storm sewer under Runway 1L/19R, south of Runway 7R/25L.

2025 - 2028 Scope of Work:

The scope of work for 2025 includes construction.

Any surplus appropriations available upon completion of an approved project must be lapsed at year-end. Surplus appropriation shall not be used to expand an approved project scope without the approval of the County Board of Supervisors and the County Executive. Adjustments to reduce the project scope shall be made, as necessary, in order to not exceed authorized budget appropriation(s).

Cost Sub-Project Cost and Reimbursement Revenue by Year (2024 - 2028)

BUDGET YEAR	CAPITAL APPROPRIATION	CAPITAL REIMBURSEMENT REVENUE			NET COUNTY COMMITMENT
		FEDERAL	STATE	LOCAL/OTHER	
2024	757,900	568,424	94,738	0	94,738
2025	3,857,870	2,893,402	482,234	0	482,234
2026	0	0	0	0	0
2027	0	0	0	0	0
2028	0	0	0	0	0
Total	\$4,615,770	\$3,461,826	\$576,972	\$0	\$576,972

2024 Budget Year Financing

Property Tax	Sales & Use Tax	Other Revenue	G.O. Bonds & Notes	Revenue Bonds	PFC Revenue	Airport Revenue	Federal, State, & Local Aid	Gifts & Cash Contributions	Total
0	0	0	0	0	94,738	0	663,162	0	\$757,900

Capital Sub-Project Breakdown

SUB-PROJECT BY PHASE	Prior Yr(s) Appropriation*	2023 LTD BAL*	2024 Appropriation	2025 - 2028 Appropriation	Total Appropriation
(1) Basic Planning & Design	0	0	757,900	0	757,900
(2) Construction & Implementation	0	0	0	3,857,870	3,857,870
(3) Right-of-Way Acquisition	0	0	0	0	0
(4) Equipment	0	0	0	0	0
Total	\$0	\$0	\$757,900	\$3,857,870	\$4,615,770

*These columns represent the sub-project's: 1) Amended prior year appropriations; 2) Available project balance life-to-date (LTD) as of: N/A

Initial Sub-Project Schedule	Year	Qtr
Complete Site Acquisition (if applicable)	NA	0
Complete Preliminary Plan (if applicable)	NA	0
Complete Final Plans & Specs	2024	4
Begin Implementation/Purchase Asset	2025	2
Substantially Completed	2025	4
Scheduled Sub-Project Closeout	2026	2

Requesting Department or Agency: Department of Transportation - Airport
Managing Agency: 1-FACILITIES MANAGEMENT (AE-EE-FM)
Specialized Consultants Retained: Yes
Functional Group: Transportation & Public Works
Capital Category: OTHR
Useful Life: 10

2024 Sub-Project Addresses the following item/issue:

This project addresses the needs for rehabilitation of the Ground Runup Enclosure (GRE) ramp and connecting access taxiway at Milwaukee Mitchell International Airport (MKE). This pavement serves all tenants needing to use the GRE. The pavement was tested and rated in 2020. The resulting Pavement Condition Index (PCI) score within the area targeted for rehabilitation was 43. Pavements at or below 65 are eligible and recommended for major rehabilitation. Without rehabilitation investments, pavements within these ranges see accelerated failures and higher rehabilitation costs in the future or a requirement for full re-construction. The repairs made will extend the pavement length another 10 years.

2024 Scope of Work:

The scope of work includes design for the rehabilitation of GRE apron and access taxiway at Milwaukee Mitchell International Airport (MKE). The specific rehabilitation approach will be finalized in design. Anticipated in scope:

- Renew all joints; Sawcut, clean and seal any cracks.
- Repair all spalls.
- Renew damaged concrete slabs
- Pavement marking.
- Targeted replacement of lights, signs, and cabling.

2025 - 2028 Scope of Work:

The scope of work for 2025 includes construction.

Any surplus appropriations available upon completion of an approved project must be lapsed at year-end. Surplus appropriation shall not be used to expand an approved project scope without the approval of the County Board of Supervisors and the County Executive. Adjustments to reduce the project scope shall be made, as necessary, in order to not exceed authorized budget appropriation(s).

MKE Rehabilitate GRE (ground Run-up Enclosure) Ramp

Project: **WA0414**
 Sub-Project: **WA041401**

Cost Sub-Project Cost and Reimbursement Revenue by Year (2024 - 2028)

BUDGET YEAR	CAPITAL APPROPRIATION	CAPITAL REIMBURSEMENT REVENUE			NET COUNTY COMMITMENT
		FEDERAL	STATE	LOCAL/OTHER	
2024	234,510	175,883	29,314	0	29,313
2025	1,193,580	895,185	149,198	0	149,197
2026	0	0	0	0	0
2027	0	0	0	0	0
2028	0	0	0	0	0
Total	\$1,428,090	\$1,071,068	\$178,512	\$0	\$178,510

2024 Budget Year Financing

Property Tax	Sales & Use Tax	Other Revenue	G.O. Bonds & Notes	Revenue Bonds	PFC Revenue	Airport Revenue	Federal, State, & Local Aid	Gifts & Cash Contributions	Total
0	0	0	0	0	29,313	0	205,197	0	\$234,510

Capital Sub-Project Breakdown

SUB-PROJECT BY PHASE	Prior Yr(s) Appropriation*	2023 LTD BAL*	2024 Appropriation	2025 - 2028 Appropriation	Total Appropriation
(1) Basic Planning & Design	0	0	234,510	0	234,510
(2) Construction & Implementation	0	0	0	1,193,580	1,193,580
(3) Right-of-Way Acquisition	0	0	0	0	0
(4) Equipment	0	0	0	0	0
Total	\$0	\$0	\$234,510	\$1,193,580	\$1,428,090

*These columns represent the sub-project's: 1) Amended prior year appropriations; 2) Available project balance life-to-date (LTD) as of: N/A

Initial Sub-Project Schedule	Year	Qtr
Complete Site Acquisition (if applicable)	NA	0
Complete Preliminary Plan (if applicable)	NA	0
Complete Final Plans & Specs	2024	4
Begin Implementation/Purchase Asset	2025	2
Substantially Completed	2025	4
Scheduled Sub-Project Closeout	2026	2

Requesting Department or Agency: Department of Transportation - Airport
Managing Agency: 1-FACILITIES MANAGEMENT (AE-EE-FM)
Specialized Consultants Retained: Yes
Functional Group: Transportation & Public Works
Capital Category: OTHR
Useful Life: 10

MKE Rehabilitate Taxiway F (Between Runway 19R and Taxiway H

Project: **WA0417**
Sub-Project: **WA041701**

2024 Sub-Project Addresses the following item/issue:

This project addresses the needs for rehabilitation of taxiway F between Runways 1L/19R and 7L/25R at Milwaukee Mitchell International Airport (MKE). This pavement serves the adjacent runway 7L/25R and provides access to the tenants in the northeast corner of the airport. The pavement was tested and rated in 2020. The resulting PCI score within the area 50. Pavements at or below 65 are eligible and recommended for major rehabilitation. Without rehabilitation investments, pavements within these ranges see accelerated failures and higher rehabilitation costs in the future or a requirement for full re-construction. The repairs made will extend the pavement length another 10 years.

2024 Scope of Work:

The scope of work includes design for the rehabilitation of Taxiway F between Runways 1L/19R and 7L/25R at Milwaukee Mitchell International Airport (MKE). The specific rehabilitation approach will be finalized in design. Anticipated in scope:

- 3" depth mill and overlay of asphalt.
- Replace underdrains
- Pavement marking
- Targeted replacement of lights, signs, and cabling

2025 - 2028 Scope of Work:

The scope of work for 2025 includes construction.

Any surplus appropriations available upon completion of an approved project must be lapsed at year-end. Surplus appropriation shall not be used to expand an approved project scope without the approval of the County Board of Supervisors and the County Executive. Adjustments to reduce the project scope shall be made, as necessary, in order to not exceed authorized budget appropriation(s).

MKE Rehabilitate Taxiway F (Between Runway 19R and Taxiway H)

Project: **WA0417**
Sub-Project: **WA041701**

Cost Sub-Project Cost and Reimbursement Revenue by Year (2024 - 2028)

BUDGET YEAR	CAPITAL APPROPRIATION	CAPITAL REIMBURSEMENT REVENUE			NET COUNTY COMMITMENT
		FEDERAL	STATE	LOCAL/OTHER	
2024	180,760	135,570	22,595	0	22,595
2025	919,920	689,940	114,990	0	114,990
2026	0	0	0	0	0
2027	0	0	0	0	0
2028	0	0	0	0	0
Total	\$1,100,680	\$825,510	\$137,585	\$0	\$137,585

2024 Budget Year Financing

Property Tax	Sales & Use Tax	Other Revenue	G.O. Bonds & Notes	Revenue Bonds	PFC Revenue	Airport Revenue	Federal, State, & Local Aid	Gifts & Cash Contributions	Total
0	0	0	0	0	22,595	0	158,165	0	\$180,760

Capital Sub-Project Breakdown

SUB-PROJECT BY PHASE	Prior Yr(s) Appropriation*	2023 LTD BAL*	2024 Appropriation	2025 - 2028 Appropriation	Total Appropriation
(1) Basic Planning & Design	0	0	180,760	0	180,760
(2) Construction & Implementation	0	0	0	919,920	919,920
(3) Right-of-Way Acquisition	0	0	0	0	0
(4) Equipment	0	0	0	0	0
Total	\$0	\$0	\$180,760	\$919,920	\$1,100,680

*These columns represent the sub-project's: 1) Amended prior year appropriations; 2) Available project balance life-to-date (LTD) as of: N/A

Initial Sub-Project Schedule	Year	Qtr
Complete Site Acquisition (if applicable)	NA	0
Complete Preliminary Plan (if applicable)	NA	0
Complete Final Plans & Specs	2024	4
Begin Implementation/Purchase Asset	2025	2
Substantially Completed	2025	4
Scheduled Sub-Project Closeout	2026	2

Requesting Department or Agency: Department of Transportation - Airport
Managing Agency: 1-FACILITIES MANAGEMENT (AE-EE-FM)
Specialized Consultants Retained: Yes
Functional Group: Transportation & Public Works
Capital Category: OTHR
Useful Life: 10

2024 Sub-Project Addresses the following item/issue:

This project addresses the needs for rehabilitation of taxiway Y at Milwaukee Mitchell International Airport (MKE). This pavement serves the ground runup enclosure (GRE), airport tenants and the aircraft rescue and firefighting facility (ARFF). The pavement was tested and rated in 2020. The resulting PCI score within the area was between 40 and 65. Pavements at or below 65 are eligible and recommended for major rehabilitation. Without rehabilitation investments, pavements within these ranges see accelerated failures and higher rehabilitation costs in the future or a requirement for full re-construction. The repairs made will extend the pavement length another 10 years.

2024 Scope of Work:

The scope of work includes design for the rehabilitation of Taxiway Y at Milwaukee Mitchell International Airport (MKE). The specific rehabilitation approach will be finalized in design. Anticipated in scope:

- Renew all joints; Sawcut, clean and seal any cracks.
- Repair all spalls.
- Renew damaged concrete slabs
- Pavement marking.
- Targeted replacement of lights, signs, and cabling.

2025 - 2028 Scope of Work:

The scope of work for 2025 includes construction.

Any surplus appropriations available upon completion of an approved project must be lapsed at year-end. Surplus appropriation shall not be used to expand an approved project scope without the approval of the County Board of Supervisors and the County Executive. Adjustments to reduce the project scope shall be made, as necessary, in order to not exceed authorized budget appropriation(s).

Cost Sub-Project Cost and Reimbursement Revenue by Year (2024 - 2028)

BUDGET YEAR	CAPITAL APPROPRIATION	CAPITAL REIMBURSEMENT REVENUE			NET COUNTY COMMITMENT
		FEDERAL	STATE	LOCAL/OTHER	
2024	258,290	193,718	32,286	0	32,286
2025	1,314,640	985,980	164,330	0	164,330
2026	0	0	0	0	0
2027	0	0	0	0	0
2028	0	0	0	0	0
Total	\$1,572,930	\$1,179,698	\$196,616	\$0	\$196,616

2024 Budget Year Financing

Property Tax	Sales & Use Tax	Other Revenue	G.O. Bonds & Notes	Revenue Bonds	PFC Revenue	Airport Revenue	Federal, State, & Local Aid	Gifts & Cash Contributions	Total
0	0	0	0	0	32,286	0	226,004	0	\$258,290

Capital Sub-Project Breakdown

SUB-PROJECT BY PHASE	Prior Yr(s) Appropriation*	2023 LTD BAL*	2024 Appropriation	2025 - 2028 Appropriation	Total Appropriation
(1) Basic Planning & Design	0	0	258,290	0	258,290
(2) Construction & Implementation	0	0	0	1,314,640	1,314,640
(3) Right-of-Way Acquisition	0	0	0	0	0
(4) Equipment	0	0	0	0	0
Total	\$0	\$0	\$258,290	\$1,314,640	\$1,572,930

*These columns represent the sub-project's: 1) Amended prior year appropriations; 2) Available project balance life-to-date (LTD) as of: N/A

Initial Sub-Project Schedule	Year	Qtr
Complete Site Acquisition (if applicable)	NA	0
Complete Preliminary Plan (if applicable)	NA	0
Complete Final Plans & Specs	2024	4
Begin Implementation/Purchase Asset	2025	2
Substantially Completed	2025	4
Scheduled Sub-Project Closeout	2026	2

Requesting Department or Agency: Department of Transportation - Airport
Managing Agency: 1-FACILITIES MANAGEMENT (AE-EE-FM)
Specialized Consultants Retained: Yes
Functional Group: Transportation & Public Works
Capital Category: OTHR
Useful Life: 10

2024 Sub-Project Addresses the following item/issue:

The Aircraft Rescue and Fire Fighting (ARFF) building is critical for the function of the airport and is a requirement for airport certification. The overhead doors are an essential element of this building and must be maintained to a level dictated by the Federal Aviation Administration (FAA) requirements specified in Advisory Circular (AC) 150/5210-15A. The current overhead doors are original to the building (1980) and are past their useful life. Repairs are becoming more frequent and the costs for these repairs have been increasing. The doors are outdated and replacement parts are becoming more difficult to find.

2024 Scope of Work:

The scope of work includes developing specifications, bid, purchase, delivery, and installation of 12 new overhead garage doors at the MKE firehouse (ARFF). This includes door panels and operators.

2025 - 2028 Scope of Work:

None.

Any surplus appropriations available upon completion of an approved project must be lapsed at year-end. Surplus appropriation shall not be used to expand an approved project scope without the approval of the County Board of Supervisors and the County Executive. Adjustments to reduce the project scope shall be made, as necessary, in order to not exceed authorized budget appropriation(s).

Cost Sub-Project Cost and Reimbursement Revenue by Year (2024 - 2028)

BUDGET YEAR	CAPITAL APPROPRIATION	CAPITAL REIMBURSEMENT REVENUE			NET COUNTY COMMITMENT
		FEDERAL	STATE	LOCAL/OTHER	
2024	694,530	0	0	0	694,530
2025	0	0	0	0	0
2026	0	0	0	0	0
2027	0	0	0	0	0
2028	0	0	0	0	0
Total	\$694,530	\$0	\$0	\$0	\$694,530

2024 Budget Year Financing

Property Tax	Sales & Use Tax	Other Revenue	G.O. Bonds & Notes	Revenue Bonds	PFC Revenue	Airport Revenue	Federal, State, & Local Aid	Gifts & Cash Contributions	Total
0	0	0	0	0	0	694,530	0	0	\$694,530

Capital Sub-Project Breakdown

SUB-PROJECT BY PHASE	Prior Yr(s) Appropriation*	2023 LTD BAL*	2024 Appropriation	2025 - 2028 Appropriation	Total Appropriation
(1) Basic Planning & Design	0	0	91,770	0	91,770
(2) Construction & Implementation	0	0	602,760	0	602,760
(3) Right-of-Way Acquisition	0	0	0	0	0
(4) Equipment	0	0	0	0	0
Total	\$0	\$0	\$694,530	\$0	\$694,530

*These columns represent the sub-project's: 1) Amended prior year appropriations; 2) Available project balance life-to-date (LTD) as of: N/A

Initial Sub-Project Schedule	Year	Qtr
Complete Site Acquisition (if applicable)	NA	0
Complete Preliminary Plan (if applicable)	NA	0
Complete Final Plans & Specs	2024	1
Begin Implementation/Purchase Asset	2024	2
Substantially Completed	2024	3
Scheduled Sub-Project Closeout	2025	2

Requesting Department or Agency: Department of Transportation - Airport
Managing Agency: 1-FACILITIES MANAGEMENT (AE-EE-FM)
Specialized Consultants Retained: Yes
Functional Group: Transportation & Public Works
Capital Category: FAC_REHAB
Useful Life: 20

2024 Sub-Project Addresses the following item/issue:

The crash phone at Milwaukee Mitchell International Airport is an essential safety feature that is required by Federal Aviation Administration (FAA) mandate. This phone interconnects critical locations at the airport and is tied to alerts within the aircraft rescue and fire-fighting facility. The current system is at the end of its useful life. A new system is needed to ensure redundancy, modular design for future modifications and service, and the latest digital technology.

2024 Scope of Work:

The scope of work includes the design to replace all phones, strobes, and audible alarms. This would also review existing backbone infrastructure (networking cables, support switches, UPS equipment) to confirm any needed upgrades and/or replacements.

2025 - 2028 Scope of Work:

The scope of work includes equipment purchase and installation based on design and review.

Any surplus appropriations available upon completion of an approved project must be lapsed at year-end. Surplus appropriation shall not be used to expand an approved project scope without the approval of the County Board of Supervisors and the County Executive. Adjustments to reduce the project scope shall be made, as necessary, in order to not exceed authorized budget appropriation(s).

Cost Sub-Project Cost and Reimbursement Revenue by Year (2024 - 2028)

BUDGET YEAR	CAPITAL APPROPRIATION	CAPITAL REIMBURSEMENT REVENUE			NET COUNTY COMMITMENT
		FEDERAL	STATE	LOCAL/OTHER	
2024	116,590	0	0	0	116,590
2025	764,400	0	0	0	764,400
2026	0	0	0	0	0
2027	0	0	0	0	0
2028	0	0	0	0	0
Total	\$880,990	\$0	\$0	\$0	\$880,990

2024 Budget Year Financing

Property Tax	Sales & Use Tax	Other Revenue	G.O. Bonds & Notes	Revenue Bonds	PFC Revenue	Airport Revenue	Federal, State, & Local Aid	Gifts & Cash Contributions	Total
0	0	0	0	0	0	116,590	0	0	\$116,590

Capital Sub-Project Breakdown

SUB-PROJECT BY PHASE	Prior Yr(s) Appropriation*	2023 LTD BAL*	2024 Appropriation	2025 - 2028 Appropriation	Total Appropriation
(1) Basic Planning & Design		0	116,590	0	116,590
(2) Construction & Implementation		0	0	764,400	764,400
(3) Right-of-Way Acquisition		0	0	0	0
(4) Equipment		0	0	0	0
Total		\$0	\$116,590	\$764,400	\$880,990

*These columns represent the sub-project's: 1) Amended prior year appropriations; 2) Available project balance life-to-date (LTD) as of: N/A

Initial Sub-Project Schedule	Year	Qtr
Complete Site Acquisition (if applicable)	NA	0
Complete Preliminary Plan (if applicable)	NA	0
Complete Final Plans & Specs	2024	3
Begin Implementation/Purchase Asset	2025	1
Substantially Completed	2025	2
Scheduled Sub-Project Closeout	2025	4

Requesting Department or Agency: Department of Transportation - Airport
Managing Agency: 1-FACILITIES MANAGEMENT (AE-EE-FM)
Specialized Consultants Retained: Yes
Functional Group: Transportation & Public Works
Capital Category: TECH
Useful Life: 10

2024 Sub-Project Addresses the following item/issue:

Based on operational needs and changing aircraft sizes gate C12 needs an alternate fuel pit location.

2024 Scope of Work:

The scope of work includes construction to provide a new hydrant fueling pit in the C12 gate area. This includes concrete removal, fuel infrastructure modifications, and placement of new concrete.

2025 - 2028 Scope of Work:

None.

Any surplus appropriations available upon completion of an approved project must be lapsed at year-end. Surplus appropriation shall not be used to expand an approved project scope without the approval of the County Board of Supervisors and the County Executive. Adjustments to reduce the project scope shall be made, as necessary, in order to not exceed authorized budget appropriation(s).

Cost Sub-Project Cost and Reimbursement Revenue by Year (2024 - 2028)

BUDGET YEAR	CAPITAL APPROPRIATION	CAPITAL REIMBURSEMENT REVENUE			NET COUNTY COMMITMENT
		FEDERAL	STATE	LOCAL/OTHER	
2024	516,640	0	0	0	516,640
2025	0	0	0	0	0
2026	0	0	0	0	0
2027	0	0	0	0	0
2028	0	0	0	0	0
Total	\$516,640	\$0	\$0	\$0	\$516,640

2024 Budget Year Financing

Property Tax	Sales & Use Tax	Other Revenue	G.O. Bonds & Notes	Revenue Bonds	PFC Revenue	Airport Revenue	Federal, State, & Local Aid	Gifts & Cash Contributions	Total
0	0	0	0	464,010	0	52,630	0	0	\$516,640

Capital Sub-Project Breakdown

SUB-PROJECT BY PHASE	Prior Yr(s) Appropriation*	2023 LTD BAL*	2024 Appropriation	2025 - 2028 Appropriation	Total Appropriation
(1) Basic Planning & Design		0	52,630	0	52,630
(2) Construction & Implementation		0	464,010	0	464,010
(3) Right-of-Way Acquisition		0	0	0	0
(4) Equipment		0	0	0	0
Total		\$0	\$516,640	\$0	\$516,640

*These columns represent the sub-project's: 1) Amended prior year appropriations; 2) Available project balance life-to-date (LTD) as of: N/A

Initial Sub-Project Schedule	Year	Qtr
Complete Site Acquisition (if applicable)	NA	0
Complete Preliminary Plan (if applicable)	NA	0
Complete Final Plans & Specs	2024	2
Begin Implementation/Purchase Asset	2024	3
Substantially Completed	2024	4
Scheduled Sub-Project Closeout	2025	2

Requesting Department or Agency: Department of Transportation - Airport
Managing Agency: 1-FACILITIES MANAGEMENT (AE-EE-FM)
Specialized Consultants Retained: Yes
Functional Group: Transportation & Public Works
Capital Category: OTHR
Useful Life: 20

2024 Sub-Project Addresses the following item/issue:

This project addresses the needs for rehabilitation or addition of new waterproofing protection to the post-tensioned reinforcement ends within the parking structure at Milwaukee Mitchell International Airport (MKE). The parking garage is critical to the operations of the airport. A comprehensive study was done in 2021 that identified the need for waterproofing efforts to extend the lifespan of the structure. The testing within the study noted areas of high chloride levels within the concrete, and other signs of water migration such as staining and efflorescence.

2024 Scope of Work:

This project includes construction for the addition of waterproofing protection to post-tensioned ends of parking garage slab. The products may include concrete plug removal and replacement, waterproofing application, grouting, spall repairs and caulking.

2025 - 2028 Scope of Work:

None.

Any surplus appropriations available upon completion of an approved project must be lapsed at year-end. Surplus appropriation shall not be used to expand an approved project scope without the approval of the County Board of Supervisors and the County Executive. Adjustments to reduce the project scope shall be made, as necessary, in order to not exceed authorized budget appropriation(s).

Cost Sub-Project Cost and Reimbursement Revenue by Year (2024 - 2028)

BUDGET YEAR	CAPITAL APPROPRIATION	CAPITAL REIMBURSEMENT REVENUE			NET COUNTY COMMITMENT
		FEDERAL	STATE	LOCAL/OTHER	
2024	350,000	0	0	0	350,000
2025	0	0	0	0	0
2026	0	0	0	0	0
2027	0	0	0	0	0
2028	0	0	0	0	0
Total	\$350,000	\$0	\$0	\$0	\$350,000

2024 Budget Year Financing

Property Tax	Sales & Use Tax	Other Revenue	G.O. Bonds & Notes	Revenue Bonds	PFC Revenue	Airport Revenue	Federal, State, & Local Aid	Gifts & Cash Contributions	Total
0	0	0	0	0	0	350,000	0	0	\$350,000

Capital Sub-Project Breakdown

SUB-PROJECT BY PHASE	Prior Yr(s) Appropriation*	2023 LTD BAL*	2024 Appropriation	2025 - 2028 Appropriation	Total Appropriation
(1) Basic Planning & Design	0	0	39,650	0	39,650
(2) Construction & Implementation	0	0	310,350	0	310,350
(3) Right-of-Way Acquisition	0	0	0	0	0
(4) Equipment	0	0	0	0	0
Total	\$0	\$0	\$350,000	\$0	\$350,000

*These columns represent the sub-project's: 1) Amended prior year appropriations; 2) Available project balance life-to-date (LTD) as of: N/A

Initial Sub-Project Schedule	Year	Qtr
Complete Site Acquisition (if applicable)	NA	0
Complete Preliminary Plan (if applicable)	NA	0
Complete Final Plans & Specs	2024	1
Begin Implementation/Purchase Asset	2024	3
Substantially Completed	2024	3
Scheduled Sub-Project Closeout	2025	2

Requesting Department or Agency: Department of Transportation - Airport
Managing Agency: 1-FACILITIES MANAGEMENT (AE-EE-FM)
Specialized Consultants Retained: Yes
Functional Group: Transportation & Public Works
Capital Category: OTHR
Useful Life: 10

2024 Sub-Project Addresses the following item/issue:

Passenger loading bridges are a critical piece of the infrastructure of the airport. Loading bridges C11, C14, C25, D54, and D55 are at the end of their useful life and are prone to excessive maintenance and breakdowns.

2024 Scope of Work:

The scope of work includes construction to replace passenger loading bridges and preconditioned air units at gates C11, C14, C25, D54, and D55 with new equipment of similar size and function. This includes modifications to foundations and electrical infrastructure as necessary.

2025 - 2028 Scope of Work:

None.

Any surplus appropriations available upon completion of an approved project must be lapsed at year-end. Surplus appropriation shall not be used to expand an approved project scope without the approval of the County Board of Supervisors and the County Executive. Adjustments to reduce the project scope shall be made, as necessary, in order to not exceed authorized budget appropriation(s).

Cost Sub-Project Cost and Reimbursement Revenue by Year (2024 - 2028)

BUDGET YEAR	CAPITAL APPROPRIATION	CAPITAL REIMBURSEMENT REVENUE			NET COUNTY COMMITMENT
		FEDERAL	STATE	LOCAL/OTHER	
2024	8,438,890	0	0	0	8,438,890
2025	0	0	0	0	0
2026	0	0	0	0	0
2027	0	0	0	0	0
2028	0	0	0	0	0
Total	\$8,438,890	\$0	\$0	\$0	\$8,438,890

2024 Budget Year Financing

Property Tax	Sales & Use Tax	Other Revenue	G.O. Bonds & Notes	Revenue Bonds	PFC Revenue	Airport Revenue	Federal, State, & Local Aid	Gifts & Cash Contributions	Total
0	0	0	0	8,438,890	0	0	0	0	\$8,438,890

Capital Sub-Project Breakdown

SUB-PROJECT BY PHASE	Prior Yr(s) Appropriation*	2023 LTD BAL*	2024 Appropriation	2025 - 2028 Appropriation	Total Appropriation
(1) Basic Planning & Design	0	0	467,430	0	467,430
(2) Construction & Implementation	0	0	7,971,460	0	7,971,460
(3) Right-of-Way Acquisition	0	0	0	0	0
(4) Equipment	0	0	0	0	0
Total	\$0	\$0	\$8,438,890	\$0	\$8,438,890

*These columns represent the sub-project's: 1) Amended prior year appropriations; 2) Available project balance life-to-date (LTD) as of: N/A

Initial Sub-Project Schedule	Year	Qtr
Complete Site Acquisition (if applicable)	NA	0
Complete Preliminary Plan (if applicable)	NA	0
Complete Final Plans & Specs	2024	3
Begin Implementation/Purchase Asset	2025	1
Substantially Completed	2025	3
Scheduled Sub-Project Closeout	2026	1

Requesting Department or Agency: Department of Transportation - Airport
Managing Agency: 1-FACILITIES MANAGEMENT (AE-EE-FM)
Specialized Consultants Retained: Yes
Functional Group: Transportation & Public Works
Capital Category: OTHR
Useful Life: 20

PROJECTS NARRATIVES

1375 - Environmental



**MILWAUKEE
COUNTY**

2024 ADOPTED CAPITAL BUDGET

2024 Sub-Project Addresses the following item/issue:

The Oak Creek Skate sanitary lift station located in the pavillion at the Mill Pond in the Oak Creek Parkway was installed in 1934, and has reached the end of its servicable life. The Department of Parks, Recreation and Culture has identified the lift station as needing replacement. The lift station should be replaced prior to failure to avoid a discontinuation of sanitary services and the closure of facilities. The replacement of the lift station includes the replacement of the force main.

2024 Scope of Work:

The scope of work includes construction to abandon existing lift station and forcemain and construct new lift station and forcemain. This also includes earthwork, hydroexcavating Existing Utilities and Existing Building Foundation, tree removal, clearing and grubbing, electrical, and fencing. Part of this work is directional drilling, part of it is open sawing.

2025 - 2028 Scope of Work:

None.

Any surplus appropriations available upon completion of an approved project must be lapsed at year-end. Surplus appropriation shall not be used to expand an approved project scope without the approval of the County Board of Supervisors and the County Executive. Adjustments to reduce the project scope shall be made, as necessary, in order to not exceed authorized budget appropriation(s).

Cost Sub-Project Cost and Reimbursement Revenue by Year (2024 - 2028)

BUDGET YEAR	CAPITAL APPROPRIATION	CAPITAL REIMBURSEMENT REVENUE			NET COUNTY COMMITMENT
		FEDERAL	STATE	LOCAL/OTHER	
2024	1,033,440	0	0	0	1,033,440
2025	0	0	0	0	0
2026	0	0	0	0	0
2027	0	0	0	0	0
2028	0	0	0	0	0
Total	\$1,033,440	\$0	\$0	\$0	\$1,033,440

2024 Budget Year Financing

Property Tax	Sales & Use Tax	Other Revenue	G.O. Bonds & Notes	Revenue Bonds	PFC Revenue	Airport Revenue	Federal, State, & Local Aid	Gifts & Cash Contributions	Total
0	0	0	1,033,440	0	0	0	0	0	\$1,033,440

Capital Sub-Project Breakdown

SUB-PROJECT BY PHASE	Prior Yr(s) Appropriation*	2023 LTD BAL*	2024 Appropriation	2025 - 2028 Appropriation	Total Appropriation
(1) Basic Planning & Design	63,306	4,488	0	0	63,306
(2) Construction & Implementation	0	0	1,033,440	0	1,033,440
(3) Right-of-Way Acquisition	0	0	0	0	0
(4) Equipment	0	0	0	0	0
Total	\$63,306	\$4,488	\$1,033,440	\$0	\$1,096,746

*These columns represent the sub-project's: 1) Amended prior year appropriations; 2) Available project balance life-to-date (LTD) as of: 8/30/2023

Initial Sub-Project Schedule	Year	Qtr
Complete Site Acquisition (if applicable)		
Complete Preliminary Plan (if applicable)	2022	4
Complete Final Plans & Specs	2023	2
Begin Implementation/Purchase Asset	2024	1
Substantially Completed	2024	4
Scheduled Sub-Project Closeout	2025	1

Requesting Department or Agency: Department of Administrative Services
Managing Agency: 1-FACILITIES MANAGEMENT (AE-EE-FM)
Specialized Consultants Retained: Yes
Functional Group: Administration
Capital Category: FAC_REHAB
Useful Life: 30

2024 Sub-Project Addresses the following item/issue:

In August 2004, the County received a Notice of Violation/Notice of Claim from the WDNR stating that they believed Milwaukee County to be in violation of the general permit for "Bypasses or Overflows from Sewage Collection Systems (WI-0047341-03). In January 2005, the County (as one of 28 defendants) received the proposed stipulated settlement from the State Attorney General's office requiring specific actions from the defendants. As a member of the MMSD-Technical Advisory Team (TAT), the County worked with representatives from the other communities to create a stipulated settlement agreement (agreement) that was issued in 2006. The agreement directed municipalities to improve the condition of their sanitary sewer facilities in order to minimize the inflow and infiltration of clear water into the sanitary sewer system. A reduction of clear water in the system reduces the amount of sewage that needs to be treated and reduces the possibility of sewer backups and overflows.

The agreement requires continued evaluation/inspection of the sanitary sewer system every 5 years. An inspection of approximately 20% of the County sanitary sewer system is undertaken on an annual basis.

Even after the condition of the Countys sanitary sewer facilities had been elevated to an acceptable condition, the stipulated agreement with the DOJ requires continued evaluation/inspection of the sanitary sewer system every 5 years. An inspection of approximately 20% of the County sanitary sewer system is undertaken on an annual basis. This includes inspection of manholes, lift stations and televising sanitary sewer pipes, which may identify additional sanitary system pipe rehabilitation needs. Deficiencies in the sanitary sewer system are required to be corrected within 18 months from when they are identified.

2024 Scope of Work:

The scope of work is based on sanitary sewer field inspections (including televising sewer pipes) in 2022/23. This will be reviewed to compile a list of deficiencies to be completed within 18 months. Anticipated scope of work includes restoring manholes by fixing chimneys or bringing low manholes to grade; pipe-related work including CIPP lining, Grouting, Root Cutting and partial or complete replacements. With respect to sustainability and energy efficiency, continuous efforts to keep clear water of the sewer will reduce the overall amount of pumping that lift stations will have to perform and therefore save on the amount of electricity used.

2025 - 2028 Scope of Work:

None. Additional requests will be made for upcoming years as outlined in the 5-year Capital Improvement Plan.

Any surplus appropriations available upon completion of an approved project must be lapsed at year-end. Surplus appropriation shall not be used to expand an approved project scope without the approval of the County Board of Supervisors and the County Executive. Adjustments to reduce the project scope shall be made, as necessary, in order to not exceed authorized budget appropriation(s).

County-wide Sanitary Sewers Repairs - 2024

Project: **WV0059**
 Sub-Project: **WV005901**

Cost Sub-Project Cost and Reimbursement Revenue by Year (2024 - 2028)

BUDGET YEAR	CAPITAL APPROPRIATION	CAPITAL REIMBURSEMENT REVENUE			NET COUNTY COMMITMENT
		FEDERAL	STATE	LOCAL/OTHER	
2024	161,480	0	0	0	161,480
2025	0	0	0	0	0
2026	0	0	0	0	0
2027	0	0	0	0	0
2028	0	0	0	0	0
Total	\$161,480	\$0	\$0	\$0	\$161,480

2024 Budget Year Financing

Property Tax	Sales & Use Tax	Other Revenue	G.O. Bonds & Notes	Revenue Bonds	PFC Revenue	Airport Revenue	Federal, State, & Local Aid	Gifts & Cash Contributions	Total
161,480	0	0	0	0	0	0	0	0	\$161,480

Capital Sub-Project Breakdown

SUB-PROJECT BY PHASE	Prior Yr(s) Appropriation*	2023 LTD BAL*	2024 Appropriation	2025 - 2028 Appropriation	Total Appropriation
(1) Basic Planning & Design	0	0	18,380	0	18,380
(2) Construction & Implementation	0	0	143,100	0	143,100
(3) Right-of-Way Acquisition	0	0	0	0	0
(4) Equipment	0	0	0	0	0
Total	\$0	\$0	\$161,480	\$0	\$161,480

*These columns represent the sub-project's: 1) Amended prior year appropriations; 2) Available project balance life-to-date (LTD) as of: N/A

Initial Sub-Project Schedule	Year	Qtr
Complete Site Acquisition (if applicable)	NA	0
Complete Preliminary Plan (if applicable)	2024	1
Complete Final Plans & Specs	2024	3
Begin Implementation/Purchase Asset	2024	3
Substantially Completed	2025	3
Scheduled Sub-Project Closeout	2025	4

Requesting Department or Agency: Department of Administrative Services
Managing Agency: 1-FACILITIES MANAGEMENT (AE-EE-FM)
Specialized Consultants Retained: Yes
Functional Group: Administration
Capital Category: FAC_REPLACE
Useful Life: 30

THIS PAGE INTENTIONALLY
LEFT BLANK

HEALTH & HUMAN SERVICES FUNCTION

Human Services
Office For Persons With Disabilities
Human Services ARPA



**MILWAUKEE
COUNTY**

2024 ADOPTED CAPITAL BUDGET

THIS PAGE INTENTIONALLY
LEFT BLANK

PROJECTS NARRATIVES

1625 - Human Services



**MILWAUKEE
COUNTY**

2024 ADOPTED CAPITAL BUDGET

2024 Sub-Project Addresses the following item/issue:

The Secure Youth Facility will serve youth on a court order as an alternative to a State of Wisconsin juvenile correctional placement, which will keep youth in Milwaukee and provide intensive, individualized programs, services and supports for the youth and their families. Additional funding in 2024 will support remodeling of the existing 2 housing units for youth in the Milwaukee County Accountability Program (MCAP) that will become part of the SRCCCY, as well as remodeling of a dental suite, two outdoor areas and other areas within the existing detention facility. The housing units remodel includes, but not limited to, new flooring, shelving lighting fixtures, plumbing fixtures and security doors for each individual room. The outdoor remodel includes adding additional square footage, green space and recreational activities. Funding is not available to support the full remodel plan and it is vital for the remodel to occur at the same time of the other areas within detention and to provide equitable housing units for all youth in our care.

2024 Scope of Work:

The scope includes addition design and construction funds for Secure Youth Facility (new, 32-bed + facility within the Vel Phillips Center) to increase outdoor recreation area to include green space, additional square footage for clinicians in behavioral health services area, add a classroom, remodel of existing rooms in current MCAP pods, and adding dental office.

2025 - 2028 Scope of Work:

None.

Any surplus appropriations available upon completion of an approved project must be lapsed at year-end. Surplus appropriation shall not be used to expand an approved project scope without the approval of the County Board of Supervisors and the County Executive. Adjustments to reduce the project scope shall be made, as necessary, in order to not exceed authorized budget appropriation(s).

Cost Sub-Project Cost and Reimbursement Revenue by Year (2024 - 2028)

BUDGET YEAR	CAPITAL APPROPRIATION	CAPITAL REIMBURSEMENT REVENUE			NET COUNTY COMMITMENT
		FEDERAL	STATE	LOCAL/OTHER	
2024	3,359,310	0	0	0	3,359,310
2025	0	0	0	0	0
2026	0	0	0	0	0
2027	0	0	0	0	0
2028	0	0	0	0	0
Total	\$3,359,310	\$0	\$0	\$0	\$3,359,310

2024 Budget Year Financing

Property Tax	Sales & Use Tax	Other Revenue	G.O. Bonds & Notes	Revenue Bonds	PFC Revenue	Airport Revenue	Federal, State, & Local Aid	Gifts & Cash Contributions	Total
0	0	0	3,359,310	0	0	0	0	0	\$3,359,310

Capital Sub-Project Breakdown

SUB-PROJECT BY PHASE	Prior Yr(s) Appropriation*	2023 LTD BAL*	2024 Appropriation	2025 - 2028 Appropriation	Total Appropriation
(1) Basic Planning & Design	3,018,769	448,231	0	0	3,018,769
(2) Construction & Implementation	358,726	358,726	3,359,310	0	3,718,036
(3) Right-of-Way Acquisition	0	0	0	0	0
(4) Equipment	0	0	0	0	0
Total	\$3,377,495	\$806,957	\$3,359,310	\$0	\$6,736,805

*These columns represent the sub-project's: 1) Amended prior year appropriations; 2) Available project balance life-to-date (LTD) as of: 8/30/2023

Initial Sub-Project Schedule	Year	Qtr
Complete Site Acquisition (if applicable)	NA	0
Complete Preliminary Plan (if applicable)	2023	4
Complete Final Plans & Specs	2024	1
Begin Implementation/Purchase Asset	2024	2
Substantially Completed	2025	4
Scheduled Sub-Project Closeout	2025	4

Requesting Department or Agency: Department of Administrative Services
Managing Agency: 1-FACILITIES MANAGEMENT (AE-EE-FM)
Specialized Consultants Retained: Yes
Functional Group: Administration
Capital Category: FAC_NEW
Useful Life: 30

2024 Sub-Project Addresses the following item/issue:

The Clinton Rose Sr. Center kitchen requires updating and equipment has exceeded its useful life.

2024 Scope of Work:

The scope of work includes design and planning of a full renovation of the kitchen facility with new flooring, wall coverings, kitchen equipment, and tables.

2025 - 2028 Scope of Work:

The scope of work includes construction.

Any surplus appropriations available upon completion of an approved project must be lapsed at year-end. Surplus appropriation shall not be used to expand an approved project scope without the approval of the County Board of Supervisors and the County Executive. Adjustments to reduce the project scope shall be made, as necessary, in order to not exceed authorized budget appropriation(s).

Cost Sub-Project Cost and Reimbursement Revenue by Year (2024 - 2028)

BUDGET YEAR	CAPITAL APPROPRIATION	CAPITAL REIMBURSEMENT REVENUE			NET COUNTY COMMITMENT
		FEDERAL	STATE	LOCAL/OTHER	
2024	370,780	0	0	0	370,780
2025	0	0	0	0	0
2026	3,019,060	0	0	0	3,019,060
2027	0	0	0	0	0
2028	0	0	0	0	0
Total	\$3,389,840	\$0	\$0	\$0	\$3,389,840

2024 Budget Year Financing

Property Tax	Sales & Use Tax	Other Revenue	G.O. Bonds & Notes	Revenue Bonds	PFC Revenue	Airport Revenue	Federal, State, & Local Aid	Gifts & Cash Contributions	Total
370,780	0	0	0	0	0	0	0	0	\$370,780

Capital Sub-Project Breakdown

SUB-PROJECT BY PHASE	Prior Yr(s) Appropriation*	2023 LTD BAL*	2024 Appropriation	2025 - 2028 Appropriation	Total Appropriation
(1) Basic Planning & Design		0	370,780	0	370,780
(2) Construction & Implementation		0	0	3,019,060	3,019,060
(3) Right-of-Way Acquisition		0	0	0	0
(4) Equipment		0	0	0	0
Total		\$0	\$370,780	\$3,019,060	\$3,389,840

*These columns represent the sub-project's: 1) Amended prior year appropriations; 2) Available project balance life-to-date (LTD) as of: N/A

Initial Sub-Project Schedule	Year	Qtr
Complete Site Acquisition (if applicable)	NA	0
Complete Preliminary Plan (if applicable)	2024	2
Complete Final Plans & Specs	2024	4
Begin Implementation/Purchase Asset	2026	2
Substantially Completed	2026	3
Scheduled Sub-Project Closeout	2027	1

Requesting Department or Agency: Department of Administrative Services
Managing Agency: 1-FACILITIES MANAGEMENT (AE-EE-FM)
Specialized Consultants Retained: Yes
Functional Group: Administration
Capital Category: FAC_REPLACE
Useful Life: 30

PROJECTS NARRATIVES

1810 - Office For Persons With Disabilities



**MILWAUKEE
COUNTY**

2024 ADOPTED CAPITAL BUDGET

2024 Sub-Project Addresses the following item/issue:

Wil-O-Way Underwood hosts a 6-week youth summer camp for individuals with disabilities. This camp is a great respite opportunity for families with children with disabilities. The Wil-O-Way Underwood facility currently has a wading pool that utilizes a sock filtration system. This unit uses diatomaceous earth to clean the filters which is known to cause lung issues if inhaled. Extra safety precautions are needed when maintaining this unit, which requires a dedicated staff to monitor the pools maintenance. Staff is also needed to monitor the pool, offers very little shade, and consumes more water than Splash pad would. In addition, individuals with physical disabilities cannot fully participate with their peers in a wading pool, whereas they can in a Splash Pad. Wil-O-Way Underwood hosts over 50 community events each year, which would be more inclined to utilize and on demand feature like this where less is needed to get the water feature ready.

2024 Scope of Work:

The scope of work includes creating design / drawings to convert existing WOW Underwood wading pool into a ADA accessible splash pad. ADA consideration for path to and from splash pad. Water main to be replaced with larger pipe for addition water needs, fences, seating, controls and splash pad accessories.

2025 - 2028 Scope of Work:

The scope of work includes construction based on 100% drawings

Any surplus appropriations available upon completion of an approved project must be lapsed at year-end. Surplus appropriation shall not be used to expand an approved project scope without the approval of the County Board of Supervisors and the County Executive. Adjustments to reduce the project scope shall be made, as necessary, in order to not exceed authorized budget appropriation(s).

Cost Sub-Project Cost and Reimbursement Revenue by Year (2024 - 2028)

BUDGET YEAR	CAPITAL APPROPRIATION	CAPITAL REIMBURSEMENT REVENUE			NET COUNTY COMMITMENT
		FEDERAL	STATE	LOCAL/OTHER	
2024	31,000	0	0	0	31,000
2025	0	0	0	0	0
2026	500,000	0	0	0	500,000
2027	0	0	0	0	0
2028	0	0	0	0	0
Total	\$531,000	\$0	\$0	\$0	\$531,000

2024 Budget Year Financing

Property Tax	Sales & Use Tax	Other Revenue	G.O. Bonds & Notes	Revenue Bonds	PFC Revenue	Airport Revenue	Federal, State, & Local Aid	Gifts & Cash Contributions	Total
0	0	0	31,000	0	0	0	0	0	\$31,000

Capital Sub-Project Breakdown

SUB-PROJECT BY PHASE	Prior Yr(s) Appropriation*	2023 LTD BAL*	2024 Appropriation	2025 - 2028 Appropriation	Total Appropriation
(1) Basic Planning & Design	0	0	31,000	0	31,000
(2) Construction & Implementation	0	0	0	500,000	500,000
(3) Right-of-Way Acquisition	0	0	0	0	0
(4) Equipment	0	0	0	0	0
Total	\$0	\$0	\$31,000	\$500,000	\$531,000

*These columns represent the sub-project's: 1) Amended prior year appropriations; 2) Available project balance life-to-date (LTD) as of: N/A

Initial Sub-Project Schedule	Year	Qtr
Complete Site Acquisition (if applicable)	NA	0
Complete Preliminary Plan (if applicable)	2024	1
Complete Final Plans & Specs	2024	4
Begin Implementation/Purchase Asset	2026	1
Substantially Completed	2026	4
Scheduled Sub-Project Closeout	2026	4

Requesting Department or Agency: Department of Health & Human Services
Managing Agency: 1-FACILITIES MANAGEMENT (AE-EE-FM)
Specialized Consultants Retained: Yes
Functional Group: Health & Human Services
Capital Category: OTHR
Useful Life: 30

2024 Sub-Project Addresses the following item/issue:

Wil-O-Way Grant hosts a 6-week youth summer camp for individuals with disabilities. This camp is a great respite opportunity for families with children with disabilities. The Wil-O-Way Grant facility currently has a wading pool that utilizes a sand filter system, which requires a dedicated staff to monitor the pools maintenance, and ensure the safety of its users, offers very little shade, and consumes more water than Splash pad would. In addition, individuals with physical disabilities cannot fully participate with their peers in a wading pool, whereas they can in a Splash Pad. Wil-O-Way Grant hosts over 50 community events each year, which would be more inclined to utilize and on demand feature like this where less is needed to get the water feature ready.

2024 Scope of Work:

The scope of work includes creating design / drawings to convert existing WOW Grant wading pool into a ADA accessible splash pad. ADA consideration for path to and from splash pad. Water main to be replaced with larger pipe for addition water needs, fences, seating, controls and splash pad accessories.

2025 - 2028 Scope of Work:

The scope of work includes construction based on 100% drawings

Any surplus appropriations available upon completion of an approved project must be lapsed at year-end. Surplus appropriation shall not be used to expand an approved project scope without the approval of the County Board of Supervisors and the County Executive. Adjustments to reduce the project scope shall be made, as necessary, in order to not exceed authorized budget appropriation(s).

Cost Sub-Project Cost and Reimbursement Revenue by Year (2024 - 2028)

BUDGET YEAR	CAPITAL APPROPRIATION	CAPITAL REIMBURSEMENT REVENUE			NET COUNTY COMMITMENT
		FEDERAL	STATE	LOCAL/OTHER	
2024	31,000	0	0	0	31,000
2025	0	0	0	0	0
2026	500,000	0	0	0	500,000
2027	0	0	0	0	0
2028	0	0	0	0	0
Total	\$531,000	\$0	\$0	\$0	\$531,000

2024 Budget Year Financing

Property Tax	Sales & Use Tax	Other Revenue	G.O. Bonds & Notes	Revenue Bonds	PFC Revenue	Airport Revenue	Federal, State, & Local Aid	Gifts & Cash Contributions	Total
0	0	0	31,000	0	0	0	0	0	\$31,000

Capital Sub-Project Breakdown

SUB-PROJECT BY PHASE	Prior Yr(s) Appropriation*	2023 LTD BAL*	2024 Appropriation	2025 - 2028 Appropriation	Total Appropriation
(1) Basic Planning & Design	0	0	31,000	0	31,000
(2) Construction & Implementation	0	0	0	500,000	500,000
(3) Right-of-Way Acquisition	0	0	0	0	0
(4) Equipment	0	0	0	0	0
Total	\$0	\$0	\$31,000	\$500,000	\$531,000

*These columns represent the sub-project's: 1) Amended prior year appropriations; 2) Available project balance life-to-date (LTD) as of: N/A

Initial Sub-Project Schedule	Year	Qtr
Complete Site Acquisition (if applicable)	NA	0
Complete Preliminary Plan (if applicable)	2024	1
Complete Final Plans & Specs	2024	4
Begin Implementation/Purchase Asset	2026	1
Substantially Completed	2026	4
Scheduled Sub-Project Closeout	2026	4

Requesting Department or Agency: Department of Health & Human Services
Managing Agency: 1-FACILITIES MANAGEMENT (AE-EE-FM)
Specialized Consultants Retained: Yes
Functional Group: Health & Human Services
Capital Category: OTHR
Useful Life: 30

PROJECTS NARRATIVES

1892 - Human Services ARPA



**MILWAUKEE
COUNTY**

2024 ADOPTED CAPITAL BUDGET

New DHHS Admin Coggs Building

Project: **WY0456**
Sub-Project: **WY045606**

2024 Sub-Project Addresses the following item/issue:

Construction of the new Coggs building, to provide for an appropriate administrative space for the Department of Health and Human Services, is scheduled to begin in 2023 and be completed in 2025. Additional funding is required to provide for items not previously anticipated or not fully developed at the time of the initial request.

2024 Scope of Work:

The scope of work includes design and construction activities related to a long-term parking solution, additional sitework, and/or artwork.

2025 - 2028 Scope of Work:

None.

Any surplus appropriations available upon completion of an approved project must be lapsed at year-end. Surplus appropriation shall not be used to expand an approved project scope without the approval of the County Board of Supervisors and the County Executive. Adjustments to reduce the project scope shall be made, as necessary, in order to not exceed authorized budget appropriation(s).

Cost Sub-Project Cost and Reimbursement Revenue by Year (2024 - 2028)

BUDGET YEAR	CAPITAL APPROPRIATION	CAPITAL REIMBURSEMENT REVENUE			NET COUNTY COMMITMENT
		FEDERAL	STATE	LOCAL/OTHER	
2024	2,879,370	0	0	0	2,879,370
2025	0	0	0	0	0
2026	0	0	0	0	0
2027	0	0	0	0	0
2028	0	0	0	0	0
Total	\$2,879,370	\$0	\$0	\$0	\$2,879,370

2024 Budget Year Financing

Property Tax	Sales & Use Tax	Other Revenue	G.O. Bonds & Notes	Revenue Bonds	PFC Revenue	Airport Revenue	Federal, State, & Local Aid	Gifts & Cash Contributions	Total
0	0	0	2,879,370	0	0	0	0	0	\$2,879,370

Capital Sub-Project Breakdown

SUB-PROJECT BY PHASE	Prior Yr(s) Appropriation*	2023 LTD BAL*	2024 Appropriation	2025 - 2028 Appropriation	Total Appropriation
(1) Basic Planning & Design	2,165,172	1	238,970	0	2,404,142
(2) Construction & Implementation	35,681,740	35,681,740	2,640,400	0	38,322,140
(3) Right-of-Way Acquisition	0	0	0	0	0
(4) Equipment	3,763,816	3,763,816	0	0	3,763,816
Total	\$41,610,728	\$39,445,557	\$2,879,370	\$0	\$44,490,098

*These columns represent the sub-project's: 1) Amended prior year appropriations; 2) Available project balance life-to-date (LTD) as of: 8/30/2023

Initial Sub-Project Schedule	Year	Qtr
Complete Site Acquisition (if applicable)	NA	0
Complete Preliminary Plan (if applicable)	NA	0
Complete Final Plans & Specs	NA	0
Begin Implementation/Purchase Asset	2024	3
Substantially Completed	2025	1
Scheduled Sub-Project Closeout	2025	3

Requesting Department or Agency: Department of Administrative Services
Managing Agency: 1-FACILITIES MANAGEMENT (AE-EE-FM)
Specialized Consultants Retained: Yes
Functional Group: Administration
Capital Category: FAC_NEW
Useful Life: 75

THIS PAGE INTENTIONALLY
LEFT BLANK

PARKS, RECREATION & CULTURE FUNCTION

Parks

Charles Allis

Villa Terrace

Mckinley Marina

Zoo

Other Agencies



**MILWAUKEE
COUNTY**

2024 ADOPTED CAPITAL BUDGET

THIS PAGE INTENTIONALLY
LEFT BLANK

PROJECTS NARRATIVES

1400 - Parks



**MILWAUKEE
COUNTY**

2024 ADOPTED CAPITAL BUDGET

2024 Sub-Project Addresses the following item/issue:

Milwaukee County Parks continues to face issues with outdated electrical infrastructure located in parks within the City of Milwaukee. At the inception of many of these parks the City of Milwaukee lighting grid was extended through the park boundaries to connect with other users. As the infrastructure has degraded over time the ability for the City of Milwaukee to continue to maintain and service outages has diminished resulting in extended periods of outages for both pathway and athletic field lighting. Milwaukee County Parks ability to improve the energy efficiency components of this lighting is dependent upon moving off of the existing grid and establish our own dedicated WE Energies power source.

2024 Scope of Work:

Scope of work includes planning, design and construction of new pathway and/or athletic field lighting service, poles and fixtures in Parks within the City of Milwaukee which could include Mitchell Park, Wilson Park, Smith Park, Carver Park & Beckum Park.

2025 - 2028 Scope of Work:

None.

Any surplus appropriations available upon completion of an approved project must be lapsed at year-end. Surplus appropriation shall not be used to expand an approved project scope without the approval of the County Board of Supervisors and the County Executive. Adjustments to reduce the project scope shall be made, as necessary, in order to not exceed authorized budget appropriation(s).

Cost Sub-Project Cost and Reimbursement Revenue by Year (2024 - 2028)

BUDGET YEAR	CAPITAL APPROPRIATION	CAPITAL REIMBURSEMENT REVENUE			NET COUNTY COMMITMENT
		FEDERAL	STATE	LOCAL/OTHER	
2024	400,000	0	0	0	400,000
2025	0	0	0	0	0
2026	0	0	0	0	0
2027	0	0	0	0	0
2028	0	0	0	0	0
Total	\$400,000	\$0	\$0	\$0	\$400,000

2024 Budget Year Financing

Property Tax	Sales & Use Tax	Other Revenue	G.O. Bonds & Notes	Revenue Bonds	PFC Revenue	Airport Revenue	Federal, State, & Local Aid	Gifts & Cash Contributions	Total
400,000	0	0	0	0	0	0	0	0	\$400,000

*These columns represent the sub-project's: 1) Amended prior year appropriations; 2) Available project balance life-to-date (LTD) as of: N/A

2024 Sub-Project Addresses the following item/issue:

An appropriation of \$400,000 is included to perform shoreline improvements and cleanup work at the lagoons in both Mitchell Park and Kosciuszko Park by addressing water quality issues in both lagoons.

2024 Scope of Work:

Lagoon improvements will include water quality testing, downed tree removal, cattail control and water cleanup. Shoreline improvements will include installing buffer plantings, waterfowl exclusion fencing, pollinator garden planting, maintenance, and other improvements deemed necessary to improve water quality.

2025 - 2028 Scope of Work:

None.

Any surplus appropriations available upon completion of an approved project must be lapsed at year-end. Surplus appropriation shall not be used to expand an approved project scope without the approval of the County Board of Supervisors and the County Executive. Adjustments to reduce the project scope shall be made, as necessary, in order to not exceed authorized budget appropriation(s).

Cost Sub-Project Cost and Reimbursement Revenue by Year (2024 - 2028)

BUDGET YEAR	CAPITAL APPROPRIATION	CAPITAL REIMBURSEMENT REVENUE			NET COUNTY COMMITMENT
		FEDERAL	STATE	LOCAL/OTHER	
2024	400,000	0	0	0	400,000
2025	0	0	0	0	0
2026	0	0	0	0	0
2027	0	0	0	0	0
2028	0	0	0	0	0
Total	\$400,000	\$0	\$0	\$0	\$400,000

2024 Budget Year Financing

Property Tax	Sales & Use Tax	Other Revenue	G.O. Bonds & Notes	Revenue Bonds	PFC Revenue	Airport Revenue	Federal, State, & Local Aid	Gifts & Cash Contributions	Total
400,000	0	0	0	0	0	0	0	0	\$400,000

2024 Sub-Project Addresses the following item/issue:

Milwaukee County Parkland contains buildings which are no longer in use due to the shrinking of programming, staffing and personnel. Buildings which are unoccupied are an attractive nuisance for graffiti, vandalism, arson and due to lack of staffing, potential safety issues. Milwaukee County Parks proposes to demolish no longer in use buildings, assets or areas of pavement. Priority of sites would be based on risk, safety, and resources to upkeep site, etc. This may include gathering permits, fixture removal, demo, utilities (electrical, gas, storm, and/or sanitary disconnection, removal, or abandonment. It is anticipated that as a part of the demolition project these structures will be internally vetted by a multidisciplinary staff for historic context, and public input will be gathered as warranted. Demolition activities would be planned to proceed after a list of proposed asset disposals are submitted to, and approved by, the Milwaukee County Board. Examples of buildings could include the Hoyt/Hansen storage building, King Park Skate Shelter, Noyes Park Tennis Courts, Underwood Creek comfort building, Cupertino restrooms or Lincoln Park pump building.

2024 Scope of Work:

The scope of work includes demolition of buildings that are no longer in use such as Dretzka rope pole/well buildings, Meaux service building, Hanson Golf storage building, former barn from land acquisition years ago (Loomis), Rose Park poll and building, King Park skate building and rink, Mitchell Park building, Noyes Park tennis court, Center Street Park backstops. This year, Dineen Park starter building was added. With respect to sustainability/energy efficiency, demolition of these structures will result in an increase in overall green space, reduce hard surface (impervious) area related to storm water run off, and eliminate resources currently used to keep the building from becoming more of a public hazard. Many require continued, boarding up, removal of graffiti and other activities to maintain the structures in their current state.

2025 - 2028 Scope of Work:

The planned 2024 – 2029 Building Demolition is reflected in WP42301 of the 5-Year Capital Improvement Plan.

Any surplus appropriations available upon completion of an approved project must be lapsed at year-end. Surplus appropriation shall not be used to expand an approved project scope without the approval of the County Board of Supervisors and the County Executive. Adjustments to reduce the project scope shall be made, as necessary, in order to not exceed authorized budget appropriation(s).

Cost Sub-Project Cost and Reimbursement Revenue by Year (2024 - 2028)

BUDGET YEAR	CAPITAL APPROPRIATION	CAPITAL REIMBURSEMENT REVENUE			NET COUNTY COMMITMENT
		FEDERAL	STATE	LOCAL/OTHER	
2024	500,000	0	0	0	500,000
2025	0	0	0	0	0
2026	0	0	0	0	0
2027	0	0	0	0	0
2028	0	0	0	0	0
Total	\$500,000	\$0	\$0	\$0	\$500,000

2024 Budget Year Financing

Property Tax	Sales & Use Tax	Other Revenue	G.O. Bonds & Notes	Revenue Bonds	PFC Revenue	Airport Revenue	Federal, State, & Local Aid	Gifts & Cash Contributions	Total
500,000	0	0	0	0	0	0	0	0	\$500,000

Capital Sub-Project Breakdown

SUB-PROJECT BY PHASE	Prior Yr(s) Appropriation*	2023 LTD BAL*	2024 Appropriation	2025 - 2028 Appropriation	Total Appropriation
(1) Basic Planning & Design		0	58,000	0	58,000
(2) Construction & Implementation		0	442,000	0	442,000
(3) Right-of-Way Acquisition		0	0	0	0
(4) Equipment		0	0	0	0
Total		\$0	\$500,000	\$0	\$500,000

*These columns represent the sub-project's: 1) Amended prior year appropriations; 2) Available project balance life-to-date (LTD) as of: N/A

Initial Sub-Project Schedule	Year	Qtr
Complete Site Acquisition (if applicable)	NA	0
Complete Preliminary Plan (if applicable)	2024	2
Complete Final Plans & Specs	2024	3
Begin Implementation/Purchase Asset	2024	3
Substantially Completed	2024	4
Scheduled Sub-Project Closeout	2025	3

Requesting Department or Agency: Department of Parks, Recreation & Culture
Managing Agency: 1-FACILITIES MANAGEMENT (AE-EE-FM)
Specialized Consultants Retained: Yes
Functional Group: Parks, Recreation & Culture
Capital Category: FAC_DEMO
Useful Life: 50

2024 Sub-Project Addresses the following item/issue:

The South Shore Breakwater serves as a near-shore structure that protects the shoreline and coastal assets along Cupertino, South Shore, and Bay View Parks. The existing stone on the northern section of the breakwater is undersized for the forces that are applied from storm events and ice. Over the years, the existing stones have been moved due to these forces flattening the breakwater and developing gaps. Last investments related to construction on the breakwater took place in 2006, and the condition of the asset has deteriorated over time. Significant investments have been made to the Oak Leaf Trail, South Shore Yacht Club, South Shore Boat Launch, and related shoreline assets that rely on the protection of the breakwater. Improvements to the breakwater should consider the South Shore Beach Relocation Study, and any related plans. The height of the breakwater should be raised to provide better protection from waves overtopping the breakwater. In January of 2020 the breakwater was subject to significant damage during a major storm event. Mitigation of the breakwater was not considered by FEMA, and therefore must be planned by the County as the owner. The 2021 capital budget allocated funds for corrective design and mitigation of the breakwater. The 2023 capital budget allocated funds for emergency sport repair of the north section of breakwater.

2024 Scope of Work:

The scope of work includes construction to regrade the existing structure to provide suitable base for rehabilitation/upgrade works, including salvage and reuse of suitable materials excavated from the existing structure; and placement of new filter and armor stone materials, sized to withstand design wave and ice conditions, with the crest elevation and width as required to provide the required level of wave protection to existing and proposed infrastructure located behind the structure.

2025 - 2028 Scope of Work:

None.

Any surplus appropriations available upon completion of an approved project must be lapsed at year-end. Surplus appropriation shall not be used to expand an approved project scope without the approval of the County Board of Supervisors and the County Executive. Adjustments to reduce the project scope shall be made, as necessary, in order to not exceed authorized budget appropriation(s).

Cost Sub-Project Cost and Reimbursement Revenue by Year (2024 - 2028)

BUDGET YEAR	CAPITAL APPROPRIATION	CAPITAL REIMBURSEMENT REVENUE			NET COUNTY COMMITMENT
		FEDERAL	STATE	LOCAL/OTHER	
2024	11,278,771	0	0	0	11,278,771
2025	0	0	0	0	0
2026	0	0	0	0	0
2027	0	0	0	0	0
2028	0	0	0	0	0
Total	\$11,278,771	\$0	\$0	\$0	\$11,278,771

2024 Budget Year Financing

Property Tax	Sales & Use Tax	Other Revenue	G.O. Bonds & Notes	Revenue Bonds	PFC Revenue	Airport Revenue	Federal, State, & Local Aid	Gifts & Cash Contributions	Total
2,365,951	0	0	8,912,820	0	0	0	0	0	\$11,278,771

Capital Sub-Project Breakdown

SUB-PROJECT BY PHASE	Prior Yr(s) Appropriation*	2023 LTD BAL*	2024 Appropriation	2025 - 2028 Appropriation	Total Appropriation
(1) Basic Planning & Design		0	216,370	0	216,370
(2) Construction & Implementation		0	11,062,401	0	11,062,401
(3) Right-of-Way Acquisition		0	0	0	0
(4) Equipment		0	0	0	0
Total		\$0	\$11,278,771	\$0	\$11,278,771

*These columns represent the sub-project's: 1) Amended prior year appropriations; 2) Available project balance life-to-date (LTD) as of: N/A

Initial Sub-Project Schedule	Year	Qtr
Complete Site Acquisition (if applicable)	NA	0
Complete Preliminary Plan (if applicable)	2023	2
Complete Final Plans & Specs	2023	3
Begin Implementation/Purchase Asset	2024	1
Substantially Completed	2024	4
Scheduled Sub-Project Closeout	2024	4

Requesting Department or Agency: Department of Parks, Recreation & Culture
Managing Agency: 1-FACILITIES MANAGEMENT (AE-EE-FM)
Specialized Consultants Retained: Yes
Functional Group: Parks, Recreation & Culture
Capital Category: OTHR
Useful Life: 50

2024 Sub-Project Addresses the following item/issue:

Milwaukee County Parks is in the design phase for 7,000 feet of 10'-wide paved asphalt trail spanning the length of Bender Park which is located along the Lake Michigan shoreline in the City of Oak Creek. In 2020, Parks was awarded \$1,306,400 in CMAQ funding, representing 80% of anticipated costs. In the 2023 adopted budget \$224,510 was appropriated for planning and design comprising only 67% of the required match. This projects addresses the remaining required match funding for the project and additional expenses for completing the project. The grant agreement requires that the project be completed by mid-2026.

The trail would become part of the regionally significant Milwaukee County Oak Leaf Trail System (OLT). The OLT is a set of non-motorized, multiple-use, trail facilities routed along natural resource corridors that encircle and transect Milwaukee County. It connects with state, county and local trail within the greater Milwaukee Metropolitan area including the Henry Aaron State Trail and the Ozaukee Inter-urban Trail and is available for use free of charge and is designed to be universally accessible.

2024 Scope of Work:

The scope of work includes construction of 7,000 feet of 10'-wide paved asphalt trail spanning the length of Bender Park which is located along the Lake Michigan shoreline in the City of Oak Creek. Other work includes wayfinding signs, potential overlook area, rest area, and native restoration of existing walking path. Parks is currently seeking the remainder of the 20% match for the project plus contingency funds.

2025 - 2028 Scope of Work:

None.

Any surplus appropriations available upon completion of an approved project must be lapsed at year-end. Surplus appropriation shall not be used to expand an approved project scope without the approval of the County Board of Supervisors and the County Executive. Adjustments to reduce the project scope shall be made, as necessary, in order to not exceed authorized budget appropriation(s).

Cost Sub-Project Cost and Reimbursement Revenue by Year (2024 - 2028)

BUDGET YEAR	CAPITAL APPROPRIATION	CAPITAL REIMBURSEMENT REVENUE			NET COUNTY COMMITMENT
		FEDERAL	STATE	LOCAL/OTHER	
2024	373,110	0	0	0	373,110
2025	0	0	0	0	0
2026	0	0	0	0	0
2027	0	0	0	0	0
2028	0	0	0	0	0
Total	\$373,110	\$0	\$0	\$0	\$373,110

2024 Budget Year Financing

Property Tax	Sales & Use Tax	Other Revenue	G.O. Bonds & Notes	Revenue Bonds	PFC Revenue	Airport Revenue	Federal, State, & Local Aid	Gifts & Cash Contributions	Total
0	0	0	373,110	0	0	0	0	0	\$373,110

Capital Sub-Project Breakdown

SUB-PROJECT BY PHASE	Prior Yr(s) Appropriation*	2023 LTD BAL*	2024 Appropriation	2025 - 2028 Appropriation	Total Appropriation
(1) Basic Planning & Design	224,510	224,079	0	0	224,510
(2) Construction & Implementation	0	0	373,110	0	373,110
(3) Right-of-Way Acquisition	0	0	0	0	0
(4) Equipment	0	0	0	0	0
Total	\$224,510	\$224,079	\$373,110	\$0	\$597,620

*These columns represent the sub-project's: 1) Amended prior year appropriations; 2) Available project balance life-to-date (LTD) as of: 8/30/2023

Initial Sub-Project Schedule	Year	Qtr
Complete Site Acquisition (if applicable)	NA	0
Complete Preliminary Plan (if applicable)	2023	1
Complete Final Plans & Specs	2023	4
Begin Implementation/Purchase Asset	2024	1
Substantially Completed	2024	3
Scheduled Sub-Project Closeout	2024	4

Requesting Department or Agency: Department of Parks, Recreation & Culture
Managing Agency: 1-FACILITIES MANAGEMENT (AE-EE-FM)
Specialized Consultants Retained: Yes
Functional Group: Parks, Recreation & Culture
Capital Category: HARD_SFC
Useful Life: 20

2024 Sub-Project Addresses the following item/issue:

Milwaukee County Parks is currently designing 2.36 miles of 10'-wide paved asphalt trail through Kohl Park, connecting to the existing Oak Leaf Trail (OLT) AC Hansen Park. It is in the northwest corner of Milwaukee County, in the City of Milwaukee, and adjacent to Ozaukee County. The project would help close the gap in the Oak Leaf Trail between the Zip Line and the Menomonee River Line, and provide a cross-county connection via the Granville side path and Interurban Trail. A future phase is planned to connect this Kohl Park OLT segment to the Menomonee River Line. In 2020, Parks was awarded \$1,972,800 in WISDOT CMAQ funding, representing 80% of anticipated costs. The 2023 adopted budget appropriated funding for design that comprises 68% of the required match. In late 2022, Milwaukee County Parks was awarded a WDNR Stewardship Grant in the amount of \$249,999 which completes the remaining match requirement, and a 2022 capital appropriation of \$336,010. The 2024 project appropriation provides the remaining funds to fulfill the construction budget for this project. Completion is required through the grant before July 2026.

2024 Scope of Work:

The scope of work includes construction of 2.36 miles (12472 L.F) of 10'-wide paved asphalt trail through Kohl Park, connecting to the existing OLT Zip Line in AC Hansen Park. It is in the northwest corner of Milwaukee County, in the City of Milwaukee, and adjacent to Ozaukee County. The project would help close the gap in the Oak Leaf Trail between the Zip Line and the Menomonee River Line, and provide a cross-county connection via the Granville side path and Interurban Trail. A future phase is planned to connect this Kohl Park OLT segment to the Menomonee River Line.

2025 - 2028 Scope of Work:

None.

Any surplus appropriations available upon completion of an approved project must be lapsed at year-end. Surplus appropriation shall not be used to expand an approved project scope without the approval of the County Board of Supervisors and the County Executive. Adjustments to reduce the project scope shall be made, as necessary, in order to not exceed authorized budget appropriation(s).

Cost Sub-Project Cost and Reimbursement Revenue by Year (2024 - 2028)

BUDGET YEAR	CAPITAL APPROPRIATION	CAPITAL REIMBURSEMENT REVENUE			NET COUNTY COMMITMENT
		FEDERAL	STATE	LOCAL/OTHER	
2024	297,190	0	0	0	297,190
2025	0	0	0	0	0
2026	0	0	0	0	0
2027	0	0	0	0	0
2028	0	0	0	0	0
Total	\$297,190	\$0	\$0	\$0	\$297,190

2024 Budget Year Financing

Property Tax	Sales & Use Tax	Other Revenue	G.O. Bonds & Notes	Revenue Bonds	PFC Revenue	Airport Revenue	Federal, State, & Local Aid	Gifts & Cash Contributions	Total
0	0	0	297,190	0	0	0	0	0	\$297,190

Capital Sub-Project Breakdown

SUB-PROJECT BY PHASE	Prior Yr(s) Appropriation*	2023 LTD BAL*	2024 Appropriation	2025 - 2028 Appropriation	Total Appropriation
(1) Basic Planning & Design	336,010	334,276	0	0	336,010
(2) Construction & Implementation	0	0	297,190	0	297,190
(3) Right-of-Way Acquisition	0	0	0	0	0
(4) Equipment	0	0	0	0	0
Total	\$336,010	\$334,276	\$297,190	\$0	\$633,200

*These columns represent the sub-project's: 1) Amended prior year appropriations; 2) Available project balance life-to-date (LTD) as of: 8/30/2023

Initial Sub-Project Schedule	Year	Qtr
Complete Site Acquisition (if applicable)	NA	0
Complete Preliminary Plan (if applicable)	2023	1
Complete Final Plans & Specs	2023	4
Begin Implementation/Purchase Asset	2024	1
Substantially Completed	2024	3
Scheduled Sub-Project Closeout	2024	4

Requesting Department or Agency: Department of Parks, Recreation & Culture
Managing Agency: 1-FACILITIES MANAGEMENT (AE-EE-FM)
Specialized Consultants Retained: Yes
Functional Group: Parks, Recreation & Culture
Capital Category: HARD_SFC
Useful Life: 20

2024 Sub-Project Addresses the following item/issue:

The playground at Popuch Park is a Class 2 playground and is one of the oldest playgrounds in the Milwaukee County Parks system, having been installed in 1999. Based on age and condition this playground is a high priority for playground replacement within the Milwaukee County Parks System. Milwaukee County Parks owns 112 playgrounds that have been averaging a useful life of approximately 23 years. In order to keep pace with the rate at which facilities are aging out, Parks has set a goal of replacing 5 playgrounds per year and updating sites with exciting, up-to-date, accessible playgrounds that meet current safety standards and guidelines.

2024 Scope of Work:

Full replacement of class-3 playground to ADA and current safety standards. Work to include all demo, installation, equipment, and supporting amenities for playground.

2025 - 2028 Scope of Work:

None.

Any surplus appropriations available upon completion of an approved project must be lapsed at year-end. Surplus appropriation shall not be used to expand an approved project scope without the approval of the County Board of Supervisors and the County Executive. Adjustments to reduce the project scope shall be made, as necessary, in order to not exceed authorized budget appropriation(s).

Popuch Playground Reconstruction

Project: **WP0755**
 Sub-Project: **WP075501**

Cost Sub-Project Cost and Reimbursement Revenue by Year (2024 - 2028)

BUDGET YEAR	CAPITAL APPROPRIATION	CAPITAL REIMBURSEMENT REVENUE			NET COUNTY COMMITMENT
		FEDERAL	STATE	LOCAL/OTHER	
2024	477,225	0	0	0	477,225
2025	0	0	0	0	0
2026	0	0	0	0	0
2027	0	0	0	0	0
2028	0	0	0	0	0
Total	\$477,225	\$0	\$0	\$0	\$477,225

2024 Budget Year Financing

Property Tax	Sales & Use Tax	Other Revenue	G.O. Bonds & Notes	Revenue Bonds	PFC Revenue	Airport Revenue	Federal, State, & Local Aid	Gifts & Cash Contributions	Total
477,225	0	0	0	0	0	0	0	0	\$477,225

Capital Sub-Project Breakdown

SUB-PROJECT BY PHASE	Prior Yr(s) Appropriation*	2023 LTD BAL*	2024 Appropriation	2025 - 2028 Appropriation	Total Appropriation
(1) Basic Planning & Design		0	0	0	0
(2) Construction & Implementation		0	477,225	0	477,225
(3) Right-of-Way Acquisition		0	0	0	0
(4) Equipment		0	0	0	0
Total		\$0	\$0	\$477,225	\$477,225

*These columns represent the sub-project's: 1) Amended prior year appropriations; 2) Available project balance life-to-date (LTD) as of: N/A

Initial Sub-Project Schedule	Year	Qtr
Complete Site Acquisition (if applicable)	NA	0
Complete Preliminary Plan (if applicable)	NA	0
Complete Final Plans & Specs	2024	2
Begin Implementation/Purchase Asset	2024	3
Substantially Completed	2025	
Scheduled Sub-Project Closeout	2025	3

Requesting Department or Agency: Department of Parks, Recreation & Culture
Managing Agency: 4-SAME AS REQUESTING DEPT/AGENCY (EXCLUDES DOT, FCLTY MNGMNT, AND IMSD)
Specialized Consultants Retained: NO
Functional Group: Parks, Recreation & Culture
Capital Category: OTHR
Useful Life: 20

2024 Sub-Project Addresses the following item/issue:

Milwaukee County Parks currently owns and operates 112 playgrounds that have a variety of equipment and surfacing. Many older playground sites have a combination of surfacing that includes sand which is operationally challenging and a safety hazard for park users and staff. Safety standards and resilient playground surfacing products have improved beyond sand and preferred options now also include poured-in-place (PIP) rubber surfacing with Engineered Wood Fiber. These surfacing alternatives reduce ongoing maintenance, improve accessibility, and improve safety. While many playgrounds have been converted to PIP surfacing, some highly used sites are in need of replacement due to significant wear. Improving the surfacing at these playgrounds will improve safety, enhance the play environment and extend the life of the assets. PIP also has the advantage of providing ADA accessibility to all areas of the playground with an average useful life of 10 years. Using Fibar (engineered wood fiber) in place of sand would reduce but not eliminate ongoing inspection and maintenance and eliminate some of the cleanliness aspects associated with sand. Replacing a minimum of 18,000 square feet of PIP on an annual basis helps to align playground surfacing with equipment lifespans. Sites will be determined at the time of funding based on existing conditions, but assumed sites may include: Humboldt (West), McGovern, Meaux, Brown Deer, Kletzsch, Johnsons, Atkinson Triangle, Kosciuszko, Grant (South), Walker Square, or Hales Corners.

2024 Scope of Work:

The scope of the project includes planning/design and installation of 18,000SF of Poured in Place (PIP) rubberized safety surfacing. The scope will include excavating existing areas of rubberized surfacing, mulch or other playground surfaces. New surfacing will be installed over new compacted stone base material for the entire surface of the play area.

2025 - 2028 Scope of Work:

None.

Any surplus appropriations available upon completion of an approved project must be lapsed at year-end. Surplus appropriation shall not be used to expand an approved project scope without the approval of the County Board of Supervisors and the County Executive. Adjustments to reduce the project scope shall be made, as necessary, in order to not exceed authorized budget appropriation(s).

Playground Resurfacing Phase 3

Project: **WP0762**
 Sub-Project: **WP076201**

Cost Sub-Project Cost and Reimbursement Revenue by Year (2024 - 2028)

BUDGET YEAR	CAPITAL APPROPRIATION	CAPITAL REIMBURSEMENT REVENUE			NET COUNTY COMMITMENT
		FEDERAL	STATE	LOCAL/OTHER	
2024	779,940	0	0	0	779,940
2025	0	0	0	0	0
2026	0	0	0	0	0
2027	0	0	0	0	0
2028	0	0	0	0	0
Total	\$779,940	\$0	\$0	\$0	\$779,940

2024 Budget Year Financing

Property Tax	Sales & Use Tax	Other Revenue	G.O. Bonds & Notes	Revenue Bonds	PFC Revenue	Airport Revenue	Federal, State, & Local Aid	Gifts & Cash Contributions	Total
779,940	0	0	0	0	0	0	0	0	\$779,940

Capital Sub-Project Breakdown

SUB-PROJECT BY PHASE	Prior Yr(s) Appropriation*	2023 LTD BAL*	2024 Appropriation	2025 - 2028 Appropriation	Total Appropriation
(1) Basic Planning & Design		0	0	0	0
(2) Construction & Implementation		0	779,940	0	779,940
(3) Right-of-Way Acquisition		0	0	0	0
(4) Equipment		0	0	0	0
Total		\$0	\$0	\$0	\$779,940

*These columns represent the sub-project's: 1) Amended prior year appropriations; 2) Available project balance life-to-date (LTD) as of: N/A

Initial Sub-Project Schedule	Year	Qtr
Complete Site Acquisition (if applicable)	NA	0
Complete Preliminary Plan (if applicable)	NA	0
Complete Final Plans & Specs	2024	2
Begin Implementation/Purchase Asset	2024	3
Substantially Completed	2024	4
Scheduled Sub-Project Closeout	NA	0

Requesting Department or Agency: Department of Parks, Recreation & Culture
Managing Agency: 4-SAME AS REQUESTING DEPT/AGENCY (EXCLUDES DOT, FCLTY MNGMNT, AND IMSD)
Specialized Consultants Retained: YES
Functional Group: Parks, Recreation & Culture
Capital Category: OTHR
Useful Life: 10

Bender Park Boat Launch - Sediment Abatement

Project: **WP0778**
Sub-Project: **WP077801**

2024 Sub-Project Addresses the following item/issue:

Sediment accumulation has been an ongoing maintenance issue at Bender Park since the opening of the park in 1999.

2024 Scope of Work:

An appropriation of \$820,500 is included to perform dredging at the Bender Park Boat Launch to allow the public to safely access and navigate the harbor.

2025 - 2028 Scope of Work:

None.

Any surplus appropriations available upon completion of an approved project must be lapsed at year-end. Surplus appropriation shall not be used to expand an approved project scope without the approval of the County Board of Supervisors and the County Executive. Adjustments to reduce the project scope shall be made, as necessary, in order to not exceed authorized budget appropriation(s).

Bender Park Boat Launch - Sediment Abatement

Project: **WP0778**
 Sub-Project: **WP077801**

Cost Sub-Project Cost and Reimbursement Revenue by Year (2024 - 2028)

BUDGET YEAR	CAPITAL APPROPRIATION	CAPITAL REIMBURSEMENT REVENUE			NET COUNTY COMMITMENT
		FEDERAL	STATE	LOCAL/OTHER	
2024	820,500	0	0	0	820,500
2025	0	0	0	0	0
2026	0	0	0	0	0
2027	0	0	0	0	0
2028	0	0	0	0	0
Total	\$820,500	\$0	\$0	\$0	\$820,500

2024 Budget Year Financing

Property Tax	Sales & Use Tax	Other Revenue	G.O. Bonds & Notes	Revenue Bonds	PFC Revenue	Airport Revenue	Federal, State, & Local Aid	Gifts & Cash Contributions	Total
820,500	0	0	0	0	0	0	0	0	\$820,500

Capital Sub-Project Breakdown

SUB-PROJECT BY PHASE	Prior Yr(s) Appropriation*	2023 LTD BAL*	2024 Appropriation	2025 - 2028 Appropriation	Total Appropriation
(1) Basic Planning & Design		0	0	0	0
(2) Construction & Implementation		0	820,500	0	820,500
(3) Right-of-Way Acquisition		0	0	0	0
(4) Equipment		0	0	0	0
Total		\$0	\$820,500	\$0	\$820,500

*These columns represent the sub-project's: 1) Amended prior year appropriations; 2) Available project balance life-to-date (LTD) as of: N/A

Initial Sub-Project Schedule	Year	Qtr
Complete Site Acquisition (if applicable)	NA	0
Complete Preliminary Plan (if applicable)	2024	1
Complete Final Plans & Specs	2024	2
Begin Implementation/Purchase Asset	2024	2
Substantially Completed	2024	2
Scheduled Sub-Project Closeout	2024	4

Requesting Department or Agency: Department of Parks, Recreation & Culture
Managing Agency: 1-FACILITIES MANAGEMENT (AE-EE-FM)
Specialized Consultants Retained: Yes
Functional Group: Parks, Recreation & Culture
Capital Category: OTHR
Useful Life: 5

2024 Sub-Project Addresses the following item/issue:

In 2020, the Oak Leaf Trail (OLT) served an estimated 2,000,000 trips per year (based on 5 permanent counters throughout the system), but has uneven use patterns in the system. Some of the older trail segments have very poor pavement quality and/or substandard widths that are believed to contribute to this lower use. If trail segments continue to deteriorate, users may move to other pollution producing transportation modes. Parks staff believes more users would access and use the OLT if the substandard segments were replaced and modernized, access ramps were added/improved and connectivity would be enhanced with minimal costs. Parks staff has started construction of the OLT in the 1970's and with a large system, could use support to modernize facilities that have exceeded their useful life. This project includes three prongs: A.) widen and repave substandard segments of trail based on width or condition and add/improve ramps with a focus on any ADA non-compliant areas. Some of the oldest segments are 5-8 feet wide and/or have pavement that is so deteriorated as to make it very uncomfortable to ride; B.) provide way-finding signage in all repaved segments to highlight destinations and support transportation use; C.) install permanent trail counters to monitor use on trail lines that do not yet have one (Root River, Kinnickinnic, and Oak Creek Lines).

2024 Scope of Work:

Parks received a TAP grant (File 21-614) for \$2,665,620. This project cost is a 20% match and contingency. The scope of work includes design and construction of widening and repaving substandard segments of trail based on width or condition and add/improve ramps with a focus on any ADA non-compliant areas. Provide way-finding signage in all repaved segments to highlight destinations and support transportation use. Install permanent trail counters to monitor use on trail lines that do not yet have one (Root River, Kinnickinnic, and Oak Creek Lines).

2025 - 2028 Scope of Work:

The scope of work includes finishing any work not finished in year and by TAP grants deadline.

Any surplus appropriations available upon completion of an approved project must be lapsed at year-end. Surplus appropriation shall not be used to expand an approved project scope without the approval of the County Board of Supervisors and the County Executive. Adjustments to reduce the project scope shall be made, as necessary, in order to not exceed authorized budget appropriation(s).

Cost Sub-Project Cost and Reimbursement Revenue by Year (2024 - 2028)

BUDGET YEAR	CAPITAL APPROPRIATION	CAPITAL REIMBURSEMENT REVENUE			NET COUNTY COMMITMENT
		FEDERAL	STATE	LOCAL/OTHER	
2024	3,665,230	0	2,665,620	0	999,610
2025	0	0	0	0	0
2026	0	0	0	0	0
2027	0	0	0	0	0
2028	0	0	0	0	0
Total	\$3,665,230	\$0	\$2,665,620	\$0	\$999,610

2024 Budget Year Financing

Property Tax	Sales & Use Tax	Other Revenue	G.O. Bonds & Notes	Revenue Bonds	PFC Revenue	Airport Revenue	Federal, State, & Local Aid	Gifts & Cash Contributions	Total
996,610	0	0	0	0	0	0	2,665,620	0	\$3,665,230

Capital Sub-Project Breakdown

SUB-PROJECT BY PHASE	Prior Yr(s) Appropriation*	2023 LTD BAL*	2024 Appropriation	2025 - 2028 Appropriation	Total Appropriation
(1) Basic Planning & Design		0	0	0	0
(2) Construction & Implementation		0	3,665,230	0	3,665,230
(3) Right-of-Way Acquisition		0	0	0	0
(4) Equipment		0	0	0	0
Total		\$0	\$3,665,230	\$0	\$3,665,230

*These columns represent the sub-project's: 1) Amended prior year appropriations; 2) Available project balance life-to-date (LTD) as of: N/A

Initial Sub-Project Schedule	Year	Qtr
Complete Site Acquisition (if applicable)	NA	
Complete Preliminary Plan (if applicable)	2024	2
Complete Final Plans & Specs	2024	3
Begin Implementation/Purchase Asset	2024	4
Substantially Completed	2025	3
Scheduled Sub-Project Closeout	2025	4

Requesting Department or Agency: Department of Parks, Recreation & Culture
Managing Agency: 1-FACILITIES MANAGEMENT (AE-EE-FM)
Specialized Consultants Retained: Yes
Functional Group: Parks, Recreation & Culture
Capital Category: HARD_SFC
Useful Life: 20

2024 Sub-Project Addresses the following item/issue:

The Kosciuszko Community Center is a two-floor, 58,000 square foot building built in 1981 located at 2201 S. 7th Street in Milwaukee. The Center houses a fitness center/weight room, boxing ring, gym and community programming provided by third party partners. Mounting deferred maintenance has impacted the performance and condition of the building, and the functionality of the interior spaces has not been flexible for changing community preferences and space needs. This project will improve the building envelope, facade treatments, entry and exit doors, foyer, lobby, and staff entry office.

2024 Scope of Work:

The scope of work includes design and planning of Kosciuszko Community Centers Façade and Entrance.

2025 - 2028 Scope of Work:

The scope of work includes construction of 100% design.

Any surplus appropriations available upon completion of an approved project must be lapsed at year-end. Surplus appropriation shall not be used to expand an approved project scope without the approval of the County Board of Supervisors and the County Executive. Adjustments to reduce the project scope shall be made, as necessary, in order to not exceed authorized budget appropriation(s).

Cost Sub-Project Cost and Reimbursement Revenue by Year (2024 - 2028)

BUDGET YEAR	CAPITAL APPROPRIATION	CAPITAL REIMBURSEMENT REVENUE			NET COUNTY COMMITMENT
		FEDERAL	STATE	LOCAL/OTHER	
2024	62,230	0	0	0	62,230
2025	486,190	0	0	0	486,190
2026	0	0	0	0	0
2027	0	0	0	0	0
2028	0	0	0	0	0
Total	\$548,420	\$0	\$0	\$0	\$548,420

2024 Budget Year Financing

Property Tax	Sales & Use Tax	Other Revenue	G.O. Bonds & Notes	Revenue Bonds	PFC Revenue	Airport Revenue	Federal, State, & Local Aid	Gifts & Cash Contributions	Total
62,230	0	0	0	0	0	0	0	0	\$62,230

Capital Sub-Project Breakdown

SUB-PROJECT BY PHASE	Prior Yr(s) Appropriation*	2023 LTD BAL*	2024 Appropriation	2025 - 2028 Appropriation	Total Appropriation
(1) Basic Planning & Design		0	62,230	0	62,230
(2) Construction & Implementation		0	0	486,190	486,190
(3) Right-of-Way Acquisition		0	0	0	0
(4) Equipment		0	0	0	0
Total		\$0	\$62,230	\$486,190	\$548,420

*These columns represent the sub-project's: 1) Amended prior year appropriations; 2) Available project balance life-to-date (LTD) as of: N/A

Initial Sub-Project Schedule	Year	Qtr
Complete Site Acquisition (if applicable)	NA	0
Complete Preliminary Plan (if applicable)	2024	2
Complete Final Plans & Specs	2024	2
Begin Implementation/Purchase Asset	2025	1
Substantially Completed	2025	3
Scheduled Sub-Project Closeout	2025	4

Requesting Department or Agency: Department of Parks, Recreation & Culture
Managing Agency: 1-FACILITIES MANAGEMENT (AE-EE-FM)
Specialized Consultants Retained: Yes
Functional Group: Parks, Recreation & Culture
Capital Category: FAC_REPLACE
Useful Life: 30

2024 Sub-Project Addresses the following item/issue:

The 2020 capital budget funded a systemwide bridge inventory for the Parks Systems holdings of pedestrian bridges. The 170+ bridges in the inventory are found along trails, golf courses, and park walks, etc. and typically serve the functions of enhancing circulation and providing access for maintenance needs. The 2020 inventory and assessment identified nearly \$1m in repair - closure - replacement needs with a variety of recommended timeframes. Bridges throughout the Park System are in continuous need of maintenance and repair, and include both pedestrian and vehicular bridges. Corrective actions and maintenance needs to vehicular bridges are compiled by Milwaukee County Department of Transportations consultant on an annual basis, and will also be addressed as part of this project. This project is an annual request to implement necessary maintenance and corrective actions to bridges throughout the Parks System, with priorities set based on safety, timeframes for action as determined by structural engineers, as well as park user equity considerations. Phase 3 of the bridge repair and replacement project will be a continuation of the previous efforts, including addressing the highest priority pedestrian and vehicular bridge needs in 2024. Additionally, inspection and assessment of a select portion of bridges, and new inventory identified since the initial assessment, will be performed for an update on bridge conditions, safety, and maintenance needs.

2024 Scope of Work:

The scope of work includes design, planning, and construction to address the third (phase 3) highest priorities identified in 2020 study. This project is anticipated to have multiple phases, with priorities set based on safety, timeframes for action as determined by structural engineers, as well as park user equity considerations. The scope will cover 90 pedestrian bridges ranging in repair to replacement. Bridges are located in areas such as East Side Bike Trail, Kinnickinnic River Parkway, Dretzka Park, Copernicus Park, Dineen Park, Grant Park, Brown Deer Park, Whitnall Park, Oak Creek Parkway, and Root River Parkway. This project also includes inspection and assessment of a select portion of bridges with an updated inventory identified since the initial assessment.

2025 - 2028 Scope of Work:

None. Future bridge replacements and repairs identified in the 2020 and the future 2024 inventory and assessment project will require budget allocations phased over several years and are included in 5-Year Capital Improvement Plan under multiple Parks bridge projects.

Any surplus appropriations available upon completion of an approved project must be lapsed at year-end. Surplus appropriation shall not be used to expand an approved project scope without the approval of the County Board of Supervisors and the County Executive. Adjustments to reduce the project scope shall be made, as necessary, in order to not exceed authorized budget appropriation(s).

Park Bridges – Repairs and Replacements – Phase 3

Project: **WP0788**
 Sub-Project: **WP078801**

Cost Sub-Project Cost and Reimbursement Revenue by Year (2024 - 2028)

BUDGET YEAR	CAPITAL APPROPRIATION	CAPITAL REIMBURSEMENT REVENUE			NET COUNTY COMMITMENT
		FEDERAL	STATE	LOCAL/OTHER	
2024	724,040	0	0	0	724,040
2025	0	0	0	0	0
2026	0	0	0	0	0
2027	0	0	0	0	0
2028	0	0	0	0	0
Total	\$724,040	\$0	\$0	\$0	\$724,040

2024 Budget Year Financing

Property Tax	Sales & Use Tax	Other Revenue	G.O. Bonds & Notes	Revenue Bonds	PFC Revenue	Airport Revenue	Federal, State, & Local Aid	Gifts & Cash Contributions	Total
724,040	0	0	0	0	0	0	0	0	\$724,040

Capital Sub-Project Breakdown

SUB-PROJECT BY PHASE	Prior Yr(s) Appropriation*	2023 LTD BAL*	2024 Appropriation	2025 - 2028 Appropriation	Total Appropriation
(1) Basic Planning & Design		0	158,290	0	158,290
(2) Construction & Implementation		0	565,750	0	565,750
(3) Right-of-Way Acquisition		0	0	0	0
(4) Equipment		0	0	0	0
Total		\$0	\$724,040	\$0	\$724,040

*These columns represent the sub-project's: 1) Amended prior year appropriations; 2) Available project balance life-to-date (LTD) as of: N/A

Initial Sub-Project Schedule	Year	Qtr
Complete Site Acquisition (if applicable)	NA	0
Complete Preliminary Plan (if applicable)	2024	1
Complete Final Plans & Specs	2024	2
Begin Implementation/Purchase Asset	2024	2
Substantially Completed	2025	2
Scheduled Sub-Project Closeout	2025	3

Requesting Department or Agency: Department of Parks, Recreation & Culture
Managing Agency: 1-FACILITIES MANAGEMENT (AE-EE-FM)
Specialized Consultants Retained: Yes
Functional Group: Parks, Recreation & Culture
Capital Category: TR_NON_AIR
Useful Life: 25

Scout Lake Parking Lot

Project: **WP0790**
Sub-Project: **WP079001**

2024 Sub-Project Addresses the following item/issue:

Scout Lake offers an accessible fishing pier that is reached from both the parking lot and the pathway.

2024 Scope of Work:

An appropriation of \$92,630 is included to design Scout Lake's Parking Lot and the walkway immediately adjacent to the Lake.

2025 - 2028 Scope of Work:

The scope of work includes construction of the designed project.

Any surplus appropriations available upon completion of an approved project must be lapsed at year-end. Surplus appropriation shall not be used to expand an approved project scope without the approval of the County Board of Supervisors and the County Executive. Adjustments to reduce the project scope shall be made, as necessary, in order to not exceed authorized budget appropriation(s).

Cost Sub-Project Cost and Reimbursement Revenue by Year (2024 - 2028)

BUDGET YEAR	CAPITAL APPROPRIATION	CAPITAL REIMBURSEMENT REVENUE			NET COUNTY COMMITMENT
		FEDERAL	STATE	LOCAL/OTHER	
2024	92,630	0	0	0	92,630
2025	0	0	0	0	0
2026	724,560	0	0	0	724,560
2027	0	0	0	0	0
2028	0	0	0	0	0
Total	\$817,190	\$0	\$0	\$0	\$817,190

2024 Budget Year Financing

Property Tax	Sales & Use Tax	Other Revenue	G.O. Bonds & Notes	Revenue Bonds	PFC Revenue	Airport Revenue	Federal, State, & Local Aid	Gifts & Cash Contributions	Total
92,630	0	0	0	0	0	0	0	0	\$92,630

Capital Sub-Project Breakdown

SUB-PROJECT BY PHASE	Prior Yr(s) Appropriation*	2023 LTD BAL*	2024 Appropriation	2025 - 2028 Appropriation	Total Appropriation
(1) Basic Planning & Design	0	0	92,630	92,630	185,260
(2) Construction & Implementation	0	0	0	724,560	724,560
(3) Right-of-Way Acquisition	0	0	0	0	0
(4) Equipment	0	0	0	0	0
Total	\$0	\$0	\$92,630	\$817,190	\$909,820

*These columns represent the sub-project's: 1) Amended prior year appropriations; 2) Available project balance life-to-date (LTD) as of: N/A

Initial Sub-Project Schedule	Year	Qtr
Complete Site Acquisition (if applicable)	NA	0
Complete Preliminary Plan (if applicable)	2024	2
Complete Final Plans & Specs	2024	4
Begin Implementation/Purchase Asset	2026	2
Substantially Completed	2026	3
Scheduled Sub-Project Closeout	2026	4

Requesting Department or Agency: Department of Parks, Recreation & Culture
Managing Agency: 1-FACILITIES MANAGEMENT (AE-EE-FM)
Specialized Consultants Retained: Yes
Functional Group: Parks, Recreation & Culture
Capital Category: HARD_SFC
Useful Life: 20

2024 Sub-Project Addresses the following item/issue:

Boerner Botanical Gardens is a formal garden within Whitnall Park that showcases plant collections and displays, as well as educational and event programming. The garden charges admissions for entry to experience the manicured garden setting, displays, and programming. In years before 2020, the garden was unfenced and allowed individuals to enter at will, resulting in a loss of revenue collected. Since 2020, temporary snow fencing has remained in place to deter visitors from accessing the site without paying admissions. A permanent perimeter fence is used to protect garden plantings from deer grazing, vandalism and ensure admission fees are paid. This project will include public input and an alternatives analysis for closing portions of Whitnall Park Drive, impacts to circulation in Whitnall Park, and protection of Natural Areas.

2024 Scope of Work:

The scope of the work includes design and planning for installing a permanent perimeter fence to protect garden plantings from deer grazing, vandalism and ensure admission fees are paid. This project will include public input and an alternatives analysis for closing portions of Whitnall Park Drive, impacts to circulation in Whitnall Park, and protection of Natural Areas.

2025 - 2028 Scope of Work:

The scope of work includes the construction phase to install the perimeter fencing and roadway and paths circulation.

Any surplus appropriations available upon completion of an approved project must be lapsed at year-end. Surplus appropriation shall not be used to expand an approved project scope without the approval of the County Board of Supervisors and the County Executive. Adjustments to reduce the project scope shall be made, as necessary, in order to not exceed authorized budget appropriation(s).

Cost Sub-Project Cost and Reimbursement Revenue by Year (2024 - 2028)

BUDGET YEAR	CAPITAL APPROPRIATION	CAPITAL REIMBURSEMENT REVENUE			NET COUNTY COMMITMENT
		FEDERAL	STATE	LOCAL/OTHER	
2024	201,490	0	0	0	201,490
2025	0	0	0	0	0
2026	2,374,190	0	0	2,374,190	0
2027	0	0	0	0	0
2028	0	0	0	0	0
Total	\$2,575,680	\$0	\$0	\$2,374,190	\$201,490

2024 Budget Year Financing

Property Tax	Sales & Use Tax	Other Revenue	G.O. Bonds & Notes	Revenue Bonds	PFC Revenue	Airport Revenue	Federal, State, & Local Aid	Gifts & Cash Contributions	Total
201,490	0	0	0	0	0	0	0	0	\$201,490

Capital Sub-Project Breakdown

SUB-PROJECT BY PHASE	Prior Yr(s) Appropriation*	2023 LTD BAL*	2024 Appropriation	2025 - 2028 Appropriation	Total Appropriation
(1) Basic Planning & Design		0	201,490	0	201,490
(2) Construction & Implementation		0	0	2,374,190	2,374,190
(3) Right-of-Way Acquisition		0	0	0	0
(4) Equipment		0	0	0	0
Total		\$0	\$201,490	\$2,374,190	\$2,575,680

*These columns represent the sub-project's: 1) Amended prior year appropriations; 2) Available project balance life-to-date (LTD) as of: N/A

Initial Sub-Project Schedule	Year	Qtr
Complete Site Acquisition (if applicable)	NA	0
Complete Preliminary Plan (if applicable)	2024	1
Complete Final Plans & Specs	2024	4
Begin Implementation/Purchase Asset	2026	1
Substantially Completed	2026	3
Scheduled Sub-Project Closeout	2026	4

Requesting Department or Agency: Department of Parks, Recreation & Culture
Managing Agency: 1-FACILITIES MANAGEMENT (AE-EE-FM)
Specialized Consultants Retained: Yes
Functional Group: Parks, Recreation & Culture
Capital Category: OTHR
Useful Life: 20

2024 Sub-Project Addresses the following item/issue:

The Urban Ecology Center is a 501c3 formed in 1991 with a mission to foster ecological understanding as an inspiration for change neighborhood-by-neighborhood by providing outdoor science education, and by protecting and using public natural areas. The Urban Ecology Center (UEC) has leased the Washington Park Boathouse from Milwaukee County since 2007. In 2019, File #19-227 was adopted which provided an option to purchase the boathouse and a lease agreement. UEC has fundraising committed for major improvements to the boathouse and in their design phase included \$115,000 toward the design of the adjacent parking lot in Washington Park off of 40th St. File# 22-922 was adopted which commits up to \$1,000,000 from Milwaukee County funds toward the replacement of the 40th Street parking lot. This parking lot is currently one of the worst in the entire Milwaukee County Parks system with a 2021 rating of 24/100. This lot serves picnic areas, multi-purpose fields, the Washington Park service yard and the Urban Ecology Center. This project includes the disbursement of funds in 2024 to align with construction of the new lot by UEC.

2024 Scope of Work:

Pursuant to adopted File# 22-922 (and related agreements with the UEC), the UEC is to provide overall project management and scheduling and the County is to provide general review and approval of the final plans. Commitment of funds to contribute to construction of the new lot by Existing Urban Ecology Center (UEC). Based on current plans from the UEC, the lot scope will include work related to gas service, storm, and sanitary replacements. Paths to be removed and replaced adjacent to the lot. The 83,000 SF parking lot and driveway plus storm and electric to be removed and replaced. Adding ADA parking near building.

2025 - 2028 Scope of Work:

None.

Any surplus appropriations available upon completion of an approved project must be lapsed at year-end. Surplus appropriation shall not be used to expand an approved project scope without the approval of the County Board of Supervisors and the County Executive. Adjustments to reduce the project scope shall be made, as necessary, in order to not exceed authorized budget appropriation(s).

Cost Sub-Project Cost and Reimbursement Revenue by Year (2024 - 2028)

BUDGET YEAR	CAPITAL APPROPRIATION	CAPITAL REIMBURSEMENT REVENUE			NET COUNTY COMMITMENT
		FEDERAL	STATE	LOCAL/OTHER	
2024	358,599	0	0	0	358,599
2025	0	0	0	0	0
2026	0	0	0	0	0
2027	0	0	0	0	0
2028	0	0	0	0	0
Total	\$358,599	\$0	\$0	\$0	\$358,599

2024 Budget Year Financing

Property Tax	Sales & Use Tax	Other Revenue	G.O. Bonds & Notes	Revenue Bonds	PFC Revenue	Airport Revenue	Federal, State, & Local Aid	Gifts & Cash Contributions	Total
0	0	0	358,599	0	0	0	0	0	\$358,599

Capital Sub-Project Breakdown

SUB-PROJECT BY PHASE	Prior Yr(s) Appropriation*	2023 LTD BAL*	2024 Appropriation	2025 - 2028 Appropriation	Total Appropriation
(1) Basic Planning & Design	0	0	0	0	0
(2) Construction & Implementation	0	0	358,599	0	358,599
(3) Right-of-Way Acquisition	0	0	0	0	0
(4) Equipment	0	0	0	0	0
Total	\$0	\$0	\$358,599	\$0	\$358,599

*These columns represent the sub-project's: 1) Amended prior year appropriations; 2) Available project balance life-to-date (LTD) as of: N/A

Initial Sub-Project Schedule	Year	Qtr
Complete Site Acquisition (if applicable)	NA	0
Complete Preliminary Plan (if applicable)	2022	2
Complete Final Plans & Specs	2023	2
Begin Implementation/Purchase Asset	2024	1
Substantially Completed	2024	4
Scheduled Sub-Project Closeout	2024	4

Requesting Department or Agency: Department of Parks, Recreation & Culture
Managing Agency: 1-FACILITIES MANAGEMENT (AE-EE-FM)
Specialized Consultants Retained: Yes
Functional Group: Parks, Recreation & Culture
Capital Category: HARD_SFC
Useful Life: 20

PROJECTS NARRATIVES

I454 - Charles Allis



**MILWAUKEE
COUNTY**

2024 ADOPTED CAPITAL BUDGET

2024 Sub-Project Addresses the following item/issue:

The historic Charles Allis Art Museum façade requires restoration to mitigate worsening water damage to the facility and shifting brick-work that has destabilized the museum gables, especially on the south facing exterior

2024 Scope of Work:

Increase tax levy expenditures by \$270,000 to allocate \$116,000 to the Charles Allis Museum Make Safe Repairs project for select gable restoration and \$154,000 for planning and design of the Charles Allis Window and Door Restoration project. The historic Charles Allis Art Museum facade requires restoration to mitigate worsening water damage to the facility and shifting brickwork that has destabilized the museum gables, especially on the south facing exterior.

2025 - 2028 Scope of Work:

None.

Any surplus appropriations available upon completion of an approved project must be lapsed at year-end. Surplus appropriation shall not be used to expand an approved project scope without the approval of the County Board of Supervisors and the County Executive. Adjustments to reduce the project scope shall be made, as necessary, in order to not exceed authorized budget appropriation(s).

Cost Sub-Project Cost and Reimbursement Revenue by Year (2024 - 2028)

BUDGET YEAR	CAPITAL APPROPRIATION	CAPITAL REIMBURSEMENT REVENUE			NET COUNTY COMMITMENT
		FEDERAL	STATE	LOCAL/OTHER	
2024	116,000	0	0	0	116,000
2025	0	0	0	0	0
2026	0	0	0	0	0
2027	0	0	0	0	0
2028	0	0	0	0	0
Total	\$116,000	\$0	\$0	\$0	\$116,000

2024 Budget Year Financing

Property Tax	Sales & Use Tax	Other Revenue	G.O. Bonds & Notes	Revenue Bonds	PFC Revenue	Airport Revenue	Federal, State, & Local Aid	Gifts & Cash Contributions	Total
116,000	0	0	0	0	0	0	0	0	\$116,000

Capital Sub-Project Breakdown

SUB-PROJECT BY PHASE	Prior Yr(s) Appropriation*	2023 LTD BAL*	2024 Appropriation	2025 - 2028 Appropriation	Total Appropriation
(1) Basic Planning & Design	0	0	0	0	0
(2) Construction & Implementation	150,000	150,000	116,000	0	266,000
(3) Right-of-Way Acquisition	0	0	0	0	0
(4) Equipment	0	0	0	0	0
Total	\$150,000	\$150,000	\$116,000	\$0	\$266,000

*These columns represent the sub-project's: 1) Amended prior year appropriations; 2) Available project balance life-to-date (LTD) as of: 8/30/2023

Charles Allis Window and Door Replacement

Project: **WU0501**
Sub-Project: **WU050102**

2024 Sub-Project Addresses the following item/issue:

Increase tax levy expenditures by \$270,000 to allocate \$116,000 to the Charles Allis Museum Make Safe Repairs project for select gable restoration and \$154,000 for planning and design of the Charles Allis Window and Door Restoration project.

2024 Scope of Work:

Increase tax levy expenditures by \$270,000 to allocate \$116,000 to the Charles Allis Museum Make Safe Repairs project for select gable restoration and \$154,000 for planning and design of the Charles Allis Window and Door Restoration project.

2025 - 2028 Scope of Work:

None.

Any surplus appropriations available upon completion of an approved project must be lapsed at year-end. Surplus appropriation shall not be used to expand an approved project scope without the approval of the County Board of Supervisors and the County Executive. Adjustments to reduce the project scope shall be made, as necessary, in order to not exceed authorized budget appropriation(s).

Cost Sub-Project Cost and Reimbursement Revenue by Year (2024 - 2028)

BUDGET YEAR	CAPITAL APPROPRIATION	CAPITAL REIMBURSEMENT REVENUE			NET COUNTY COMMITMENT
		FEDERAL	STATE	LOCAL/OTHER	
2024	154,000	0	0	0	154,000
2025	0	0	0	0	0
2026	911,030	0	0	0	911,030
2027	0	0	0	0	0
2028	0	0	0	0	0
Total	\$1,065,030	\$0	\$0	\$0	\$1,065,030

2024 Budget Year Financing

Property Tax	Sales & Use Tax	Other Revenue	G.O. Bonds & Notes	Revenue Bonds	PFC Revenue	Airport Revenue	Federal, State, & Local Aid	Gifts & Cash Contributions	Total
154,000	0	0	0	0	0	0	0	0	\$154,000

Capital Sub-Project Breakdown

SUB-PROJECT BY PHASE	Prior Yr(s) Appropriation*	2023 LTD BAL*	2024 Appropriation	2025 - 2028 Appropriation	Total Appropriation
(1) Basic Planning & Design	0	0	154,000	0	154,000
(2) Construction & Implementation	0	0	0	911,030	911,030
(3) Right-of-Way Acquisition	0	0	0	0	0
(4) Equipment	0	0	0	0	0
Total	\$0	\$0	\$154,000	\$911,030	\$1,065,030

*These columns represent the sub-project's: 1) Amended prior year appropriations; 2) Available project balance life-to-date (LTD) as of: N/A

Initial Sub-Project Schedule	Year	Qtr
Complete Site Acquisition (if applicable)	NA	0
Complete Preliminary Plan (if applicable)	2024	1
Complete Final Plans & Specs	2024	2
Begin Implementation/Purchase Asset	2025	1
Substantially Completed	2025	2
Scheduled Sub-Project Closeout	2025	4

Requesting Department or Agency: Charles Allis and Villa Terrace Art Museums
Managing Agency: 1-FACILITIES MANAGEMENT (AE-EE-FM)
Specialized Consultants Retained: Yes
Functional Group: Parks, Recreation & Culture
Capital Category: FAC_REPLACE
Useful Life: 40

PROJECTS NARRATIVES

1455 - Villa Terrace



**MILWAUKEE
COUNTY**

2024 ADOPTED CAPITAL BUDGET

2024 Sub-Project Addresses the following item/issue:

The Villa Terrace has water and flooding issues in the basement at multiple levels of the basement. This flooding is due to the north side of the buildings alleyway. At this time, the sewer is no longer the lowest point of the alleyway. Water floods the alley and enters the Villa Terrace basement through windows, a stairwell in the alleyway (which is the lowest point) and through the Mercury courtyard in the interior of the building. The Mercury courtyard exists inside of the Villas walls. The corners of the courtyard have been disrupted with sinkholes centered around drainage that exists in the courtyard. The Courtyard is a historic and protected space, the mosaic paths will need to be mudjacked, to prevent the sinkholes, as well as the draining sewers repaired and the area regraded. The alleyway needs to be regraded, to ensure the sewer is the lowest point. The gutter spout off the north neighbors needs to be rerouted, and the windows on the north side of the alleyway restored and resealed.

2024 Scope of Work:

The scope of work includes design and planning of Foundation drainage and leaking repairs affecting the north side and courtyard of facility. Adjusting exterior drainage slopes and possible waterproofing of exterior foundation walls. Landscape of exterior will need to be restored after waterproofing.

2025 - 2028 Scope of Work:

The scope of work includes construction of 90% design.

Any surplus appropriations available upon completion of an approved project must be lapsed at year-end. Surplus appropriation shall not be used to expand an approved project scope without the approval of the County Board of Supervisors and the County Executive. Adjustments to reduce the project scope shall be made, as necessary, in order to not exceed authorized budget appropriation(s).

Cost Sub-Project Cost and Reimbursement Revenue by Year (2024 - 2028)

BUDGET YEAR	CAPITAL APPROPRIATION	CAPITAL REIMBURSEMENT REVENUE			NET COUNTY COMMITMENT
		FEDERAL	STATE	LOCAL/OTHER	
2024	22,780	0	0	0	22,780
2025	137,380	0	0	0	137,380
2026	0	0	0	0	0
2027	0	0	0	0	0
2028	0	0	0	0	0
Total	\$160,160	\$0	\$0	\$0	\$160,160

2024 Budget Year Financing

Property Tax	Sales & Use Tax	Other Revenue	G.O. Bonds & Notes	Revenue Bonds	PFC Revenue	Airport Revenue	Federal, State, & Local Aid	Gifts & Cash Contributions	Total
22,780	0	0	0	0	0	0	0	0	\$22,780

Capital Sub-Project Breakdown

SUB-PROJECT BY PHASE	Prior Yr(s) Appropriation*	2023 LTD BAL*	2024 Appropriation	2025 - 2028 Appropriation	Total Appropriation
(1) Basic Planning & Design		0	22,780	0	22,780
(2) Construction & Implementation		0	0	137,380	137,380
(3) Right-of-Way Acquisition		0	0	0	0
(4) Equipment		0	0	0	0
Total		\$0	\$22,780	\$137,380	\$160,160

*These columns represent the sub-project's: 1) Amended prior year appropriations; 2) Available project balance life-to-date (LTD) as of: N/A

Initial Sub-Project Schedule	Year	Qtr
Complete Site Acquisition (if applicable)	NA	0
Complete Preliminary Plan (if applicable)	2024	1
Complete Final Plans & Specs	2024	2
Begin Implementation/Purchase Asset	2025	2
Substantially Completed	2025	3
Scheduled Sub-Project Closeout	2025	4

Requesting Department or Agency: Charles Allis and Villa Terrace Art Museums
Managing Agency: 1-FACILITIES MANAGEMENT (AE-EE-FM)
Specialized Consultants Retained: Yes
Functional Group: Parks, Recreation & Culture
Capital Category: FAC_REPLACE
Useful Life: 20

PROJECTS NARRATIVES

1510 - Mckinley Marina



**MILWAUKEE
COUNTY**

2024 ADOPTED CAPITAL BUDGET

2024 Sub-Project Addresses the following item/issue:

The flushing channel located east of Lincoln Memorial Drive and within McKinley Park is in need of repair. The wall is aging, shows signs of dryrot, and voids intermittently appear behind the wall causing safety hazards. The south wall of the channel (470 ft) is accessed from McKinley Park, while the north wall (545 ft) abuts the Milwaukee Yacht Club lease boundary. A 2020 budget allocation funded planning and design for corrective action, and the project is bid ready. The 2020 scope of work included planning and design to remove the existing concrete and timber cribbing as necessary to install steel sheet pile seawall and associated tie-back system. The 2023 construction scope of work funded through the capital budget includes the following: Remove existing deteriorated timber crib walls and concrete parapet walls, install steel sheet pile seawall and cap the sheet pile walls with concrete walk and railing similar to other areas within McKinley Marina. Replace 494 feet of the seawall on the west side of the flushing tunnel and 390 feet on the east side (Milwaukee Yacht Club side). An additional 160 feet of existing steel sheet pile wall at the Yacht Club will be rehabilitated with Fiber Reinforced Panels and grout. An appropriation of \$2,895,441 is included in an allocated contingency account in this capital improvement project. Since the planning and design was completed in 2021, construction costs have increased and additional funds are necessary.

2024 Scope of Work:

The scope of work includes construction. This includes installation of new steel sheet piling outboard of the existing wall alignment as well as removal of existing concrete cap; Installation of a new tieback system consisting of steel or concrete deadman and tie rods. Filling the space between the existing timber Wakefield walls and new steel sheet piling with granular fill; Installation of Fiber Reinforced Polymer (FRP) panels outboard of the existing wall and filling the space between with grout to extend the life of the existing bulkhead; New sidewalk construction along the southern wall; Site restoration within the land side of wall rehabilitation disturbance limits.

2025 - 2028 Scope of Work:

None.

Any surplus appropriations available upon completion of an approved project must be lapsed at year-end. Surplus appropriation shall not be used to expand an approved project scope without the approval of the County Board of Supervisors and the County Executive. Adjustments to reduce the project scope shall be made, as necessary, in order to not exceed authorized budget appropriation(s).

Cost Sub-Project Cost and Reimbursement Revenue by Year (2024 - 2028)

BUDGET YEAR	CAPITAL APPROPRIATION	CAPITAL REIMBURSEMENT REVENUE			NET COUNTY COMMITMENT
		FEDERAL	STATE	LOCAL/OTHER	
2024	2,977,900	0	0	0	2,977,900
2025	0	0	0	0	0
2026	0	0	0	0	0
2027	0	0	0	0	0
2028	0	0	0	0	0
Total	\$2,977,900	\$0	\$0	\$0	\$2,977,900

2024 Budget Year Financing

Property Tax	Sales & Use Tax	Other Revenue	G.O. Bonds & Notes	Revenue Bonds	PFC Revenue	Airport Revenue	Federal, State, & Local Aid	Gifts & Cash Contributions	Total
0	0	0	2,977,900	0	0	0	0	0	\$2,977,900

Capital Sub-Project Breakdown

SUB-PROJECT BY PHASE	Prior Yr(s) Appropriation*	2023 LTD BAL*	2024 Appropriation	2025 - 2028 Appropriation	Total Appropriation
(1) Basic Planning & Design	444,704	126,780	0	0	444,704
(2) Construction & Implementation	2,895,441	2,895,441	2,977,900	0	5,873,341
(3) Right-of-Way Acquisition	0	0	0	0	0
(4) Equipment	0	0	0	0	0
Total	\$3,340,145	\$3,022,221	\$2,977,900	\$0	\$6,318,045

*These columns represent the sub-project's: 1) Amended prior year appropriations; 2) Available project balance life-to-date (LTD) as of: 8/30/2023

Initial Sub-Project Schedule	Year	Qtr
Complete Site Acquisition (if applicable)	NA	0
Complete Preliminary Plan (if applicable)	2020	3
Complete Final Plans & Specs	2022	2
Begin Implementation/Purchase Asset	2023	4
Substantially Completed	2024	4
Scheduled Sub-Project Closeout	2025	1

Requesting Department or Agency: Department of Parks, Recreation & Culture
Managing Agency: 1-FACILITIES MANAGEMENT (AE-EE-FM)
Specialized Consultants Retained: Yes
Functional Group: Parks, Recreation & Culture
Capital Category: FAC_REPLACE
Useful Life: 50

2024 Sub-Project Addresses the following item/issue:

A 2015 phased long-range for the parking lot and greater marina area identified several areas that could be rebuilt in a phased strategy over several years without significantly affecting marina operations or the other sections of the parking lot.† Building upon the 2018 funding of Phase 1 and 2020 funding of Phase 2, this project addresses improvements to internal circulation and parking lot infrastructure, including the lighting and storm water drainage system.† The plans include methods to improve nearshore water quality utilizing green infrastructure and storm water best management practices, with capital funds being used to attain matching grants whenever possible. Due to the passage of time since the original project concept and cost estimate, as well as the impacts of inflation and increased construction costs, additional funds are necessary to complete this multiple phase project. The spring 2023 project status does not include enough funding to include the boat launch, a critical component of the project. This project provides an additional \$1,400,000 to complete the boat launch and other critical components of Phase 2.

2024 Scope of Work:

The scope of work includes construction for improving the boat launch, dredging, and disposal of excess material and debris next to the boat launch. Work includes 8" thick reinforced cast-in-place concrete with textured "v" grooves and 8" thick pre-cast (on-site or off-site) reinforced and textured "v" grooves concrete panels as prescribed in the plans. Plans have Project Management, Construction Management, Planning, and Design efforts are needed to complete the permitting efforts, management, inspection, and bidding on the already completed plans.

2025 - 2028 Scope of Work:

None.

Any surplus appropriations available upon completion of an approved project must be lapsed at year-end. Surplus appropriation shall not be used to expand an approved project scope without the approval of the County Board of Supervisors and the County Executive. Adjustments to reduce the project scope shall be made, as necessary, in order to not exceed authorized budget appropriation(s).

Cost Sub-Project Cost and Reimbursement Revenue by Year (2024 - 2028)

BUDGET YEAR	CAPITAL APPROPRIATION	CAPITAL REIMBURSEMENT REVENUE			NET COUNTY COMMITMENT
		FEDERAL	STATE	LOCAL/OTHER	
2024	1,491,510	0	0	0	1,491,510
2025	0	0	0	0	0
2026	0	0	0	0	0
2027	0	0	0	0	0
2028	0	0	0	0	0
Total	\$1,491,510	\$0	\$0	\$0	\$1,491,510

2024 Budget Year Financing

Property Tax	Sales & Use Tax	Other Revenue	G.O. Bonds & Notes	Revenue Bonds	PFC Revenue	Airport Revenue	Federal, State, & Local Aid	Gifts & Cash Contributions	Total
0	0	0	1,491,510	0	0	0	0	0	\$1,491,510

Capital Sub-Project Breakdown

SUB-PROJECT BY PHASE	Prior Yr(s) Appropriation*	2023 LTD BAL*	2024 Appropriation	2025 - 2028 Appropriation	Total Appropriation
(1) Basic Planning & Design	513,698	119,730	57,790	0	571,488
(2) Construction & Implementation	5,354,217	5,340,545	1,433,720	0	6,787,937
(3) Right-of-Way Acquisition	0	0	0	0	0
(4) Equipment	0	0	0	0	0
Total	\$5,867,915	\$5,460,275	\$1,491,510	\$0	\$7,359,425

*These columns represent the sub-project's: 1) Amended prior year appropriations; 2) Available project balance life-to-date (LTD) as of: 8/30/2023

Initial Sub-Project Schedule	Year	Qtr
Complete Site Acquisition (if applicable)	NA	0
Complete Preliminary Plan (if applicable)	2024	1
Complete Final Plans & Specs	2024	1
Begin Implementation/Purchase Asset	2024	1
Substantially Completed	2024	4
Scheduled Sub-Project Closeout	2025	1

Requesting Department or Agency: Department of Parks, Recreation & Culture
Managing Agency: 1-FACILITIES MANAGEMENT (AE-EE-FM)
Specialized Consultants Retained: Yes
Functional Group: Parks, Recreation & Culture
Capital Category: HARD_SFC
Useful Life: 25

PROJECTS NARRATIVES

1575 - Zoo



**MILWAUKEE
COUNTY**

2024 ADOPTED CAPITAL BUDGET

2024 Sub-Project Addresses the following item/issue:

Construction funds of \$22,209,691 to renovate the rhino habitat as the final phase of Adventure Africa. The project includes enclosing the space between Pachyderm East and West to create an indoor exhibit for rhinos, hippos and hoofstock animals. The project also includes renovating the current rhino and the old elephant yards, and the warthog habitat.

The original 2013 Master Plan estimated the construction cost at \$8M and the estimate was updated to \$10M when the design funds were approved in 2020. The Zoological Society of Milwaukee (ZSM) committed to funding 50% of the cost or up to \$5M. The construction costs have risen to \$22.2M based on the recent schematic design and cost from the Construction Manager at Risk (CMAR) provider. The ZSM has raised \$27M for the three phases of Adventure Africa, with \$6.5M for the rhino renovation (including a 2020 contribution towards planning and design). The County would provide funding for the remaining \$16.2M related to the rhino renovation.

The current area is from a 1950s habitat that gets farther and farther away from best practices over time, and it doesn't align with research-supported best practices for habitat design, identified to support the best animal welfare. Our target is a habitat that better supports the needs of the rhinos and allows Zoo care staff to deliver excellent care, as well as supporting our participation in scientific research into questions about rhino nutrition, health and reproduction in human care. Those studies inform wildlife conservation and ex situ projects. And finally, updated facilities will better support SSP goals for successful reproduction of rhinos in human care, and will likely be needed to continue to house rhinos at the Milwaukee County Zoo, if and when standards do evolve beyond the Zoo's current facility.

2024 Scope of Work:

The scope of work includes construction of 100% design. This includes enclosing the space between Pachyderm East and West to create an indoor exhibit for Rhinos, Hippos, and hoofstock. Renovate the current Rhino yards, the old Elephant yard, and the warthog habitat. Construction will also include an improvement to the elephant outdoor pool.

The Zoological Department will continue to explore options to reduce project costs and increase non-County revenue sources for this project. Additionally, revised construction estimates for existing capital project WZ011901 - Adventure Africa Elephants may be significantly under budget (up to an estimated \$3.5 million). Upon completion and project close-out of WZ011901, the Zoo Department will likely seek an appropriation transfer of surplus budget authority to help offset estimated 2025 costs for the WZ014101 - Adventure Africa - Rhino project.

2025 - 2028 Scope of Work:

The scope of work includes continued construction of the design.

Any surplus appropriations available upon completion of an approved project must be lapsed at year-end. Surplus appropriation shall not be used to expand an approved project scope without the approval of the County Board of Supervisors and the County Executive. Adjustments to reduce the project scope shall be made, as necessary, in order to not exceed authorized budget appropriation(s).

Cost Sub-Project Cost and Reimbursement Revenue by Year (2024 - 2028)

BUDGET YEAR	CAPITAL APPROPRIATION	CAPITAL REIMBURSEMENT REVENUE			NET COUNTY COMMITMENT
		FEDERAL	STATE	LOCAL/OTHER	
2024	12,474,238	0	0	5,513,122	6,961,116
2025	9,248,410	0	0	0	9,248,410
2026	0	0	0	0	0
2027	0	0	0	0	0
2028	0	0	0	0	0
Total	\$21,722,648	\$0	\$0	\$5,513,122	\$16,209,526

2024 Budget Year Financing

Property Tax	Sales & Use Tax	Other Revenue	G.O. Bonds & Notes	Revenue Bonds	PFC Revenue	Airport Revenue	Federal, State, & Local Aid	Gifts & Cash Contributions	Total
0	962,995	0	5,998,121	0	0	0	0	5,513,122	\$12,474,238

Capital Sub-Project Breakdown

SUB-PROJECT BY PHASE	Prior Yr(s) Appropriation*	2023 LTD BAL*	2024 Appropriation	2025 - 2028 Appropriation	Total Appropriation
(1) Basic Planning & Design	902,100	809,853	186,978	0	1,089,078
(2) Construction & Implementation	0	0	12,287,260	9,248,410	21,535,670
(3) Right-of-Way Acquisition	0	0	0	0	0
(4) Equipment	0	0	0	0	0
Total	\$902,100	\$809,853	\$12,474,238	\$9,248,410	\$22,624,748

*These columns represent the sub-project's: 1) Amended prior year appropriations; 2) Available project balance life-to-date (LTD) as of: 8/30/2023

Initial Sub-Project Schedule	Year	Qtr
Complete Site Acquisition (if applicable)	NA	0
Complete Preliminary Plan (if applicable)	2023	3
Complete Final Plans & Specs	2023	4
Begin Implementation/Purchase Asset	2024	1
Substantially Completed	2025	2
Scheduled Sub-Project Closeout	2025	3

Requesting Department or Agency: Zoological Department
Managing Agency: 1-FACILITIES MANAGEMENT (AE-EE-FM)
Specialized Consultants Retained: Yes
Functional Group: Parks, Recreation & Culture
Capital Category: FAC_REPLACE
Useful Life: 30

PROJECTS NARRATIVES

1850 - Other Agencies



**MILWAUKEE
COUNTY**

2024 ADOPTED CAPITAL BUDGET

2024 Sub-Project Addresses the following item/issue:

Funding for the maintenance, repair, and / or replacement of specific building components for buildings on the War Memorial footprint are set forth in the Lakefront Pavilion Condominium Agreement (Agreement) between the County, War Memorial Inc., and the Milwaukee Art Museum Inc.

As part of this Agreement, the County is responsible for the replacement of the Veterans Gallery windows. The existing windows were installed in the mid 1990's and are nearing the end of their useful life. Many of the windows have lost their thermal seal and experience fogging between the thermal panes and require replacement.

The 2022 Adopted Capital Improvement Budget included an appropriation of \$40,001 for inspection and design. It was determined that the existing window system was not the primary driver of failure of the glass panes or the water damage. Replacement of window systems or glass panes will not resolve the ongoing issues in the long term and will leave the replacement materials subject to the same failures as the current systems. Due to these unforeseen circumstances, the original \$40,001 was needed for a detailed assessment (leaving no funding for design work). Funding for 2024 provides for design work activities based on the assessment.

2024 Scope of Work:

The scope of work includes design based on the 2023 assessment. The design will first evaluate options for the multiple parts of the windows systems: panels, glass, cladding, chaulking, painting etc. The selected design will have construction plans and specifications created.

2025 - 2028 Scope of Work:

The scope of work includes construction of the completed design.

Any surplus appropriations available upon completion of an approved project must be lapsed at year-end. Surplus appropriation shall not be used to expand an approved project scope without the approval of the County Board of Supervisors and the County Executive. Adjustments to reduce the project scope shall be made, as necessary, in order to not exceed authorized budget appropriation(s).

Cost Sub-Project Cost and Reimbursement Revenue by Year (2024 - 2028)

BUDGET YEAR	CAPITAL APPROPRIATION	CAPITAL REIMBURSEMENT REVENUE			NET COUNTY COMMITMENT
		FEDERAL	STATE	LOCAL/OTHER	
2024	57,340	0	0	0	57,340
2025	0	0	0	0	0
2026	0	0	0	0	0
2027	0	0	0	0	0
2028	0	0	0	0	0
Total	\$57,340	\$0	\$0	\$0	\$57,340

2024 Budget Year Financing

Property Tax	Sales & Use Tax	Other Revenue	G.O. Bonds & Notes	Revenue Bonds	PFC Revenue	Airport Revenue	Federal, State, & Local Aid	Gifts & Cash Contributions	Total
57,340	0	0	0	0	0	0	0	0	\$57,340

Capital Sub-Project Breakdown

SUB-PROJECT BY PHASE	Prior Yr(s) Appropriation*	2023 LTD BAL*	2024 Appropriation	2025 - 2028 Appropriation	Total Appropriation
(1) Basic Planning & Design	40,001	40,001	51,700	0	91,701
(2) Construction & Implementation	0	0	5,640	0	5,640
(3) Right-of-Way Acquisition	0	0	0	0	0
(4) Equipment	0	0	0	0	0
Total	\$40,001	\$40,001	\$57,340	\$0	\$97,341

*These columns represent the sub-project's: 1) Amended prior year appropriations; 2) Available project balance life-to-date (LTD) as of: 8/30/2023

Initial Sub-Project Schedule	Year	Qtr
Complete Site Acquisition (if applicable)	NA	0
Complete Preliminary Plan (if applicable)	2023	2
Complete Final Plans & Specs	2024	3
Begin Implementation/Purchase Asset	2025	2
Substantially Completed	2025	2
Scheduled Sub-Project Closeout	2025	4

Requesting Department or Agency: War Memorial Center
Managing Agency: 1-FACILITIES MANAGEMENT (AE-EE-FM)
Specialized Consultants Retained: Yes
Functional Group: Parks, Recreation & Culture
Capital Category: FAC_REPLACE
Useful Life: 25

2024 Sub-Project Addresses the following item/issue:

Adopted County Board Resolution #22-895 requested a report on updating restrooms in Milwaukee County facilities to provide for inclusivity. This capital project will use the findings of that report as the basis to provide for upgrades to restrooms. Upgrades could range from signage improvements to remodeling of restrooms. This capital project includes analysis, design and construction.

2024 Scope of Work:

The scope of work includes planning and design for renovations to existing restrooms in Milwaukee County facilities to provide for gender-inclusive restroom facilities. Upgrades range from ADA improvements to total renovation.

2025 - 2028 Scope of Work:

The scope of work includes construction of improvements to existing restrooms.

Any surplus appropriations available upon completion of an approved project must be lapsed at year-end. Surplus appropriation shall not be used to expand an approved project scope without the approval of the County Board of Supervisors and the County Executive. Adjustments to reduce the project scope shall be made, as necessary, in order to not exceed authorized budget appropriation(s).

Inclusive Restroom Improvements – Phase 1

Project: **WO0953**
 Sub-Project: **WO095301**

Cost Sub-Project Cost and Reimbursement Revenue by Year (2024 - 2028)

BUDGET YEAR	CAPITAL APPROPRIATION	CAPITAL REIMBURSEMENT REVENUE			NET COUNTY COMMITMENT
		FEDERAL	STATE	LOCAL/OTHER	
2024	443,770	0	0	0	443,770
2025	0	0	0	0	0
2026	3,472,100	0	0	0	3,472,100
2027	0	0	0	0	0
2028	0	0	0	0	0
Total	\$3,915,870	\$0	\$0	\$0	\$3,915,870

2024 Budget Year Financing

Property Tax	Sales & Use Tax	Other Revenue	G.O. Bonds & Notes	Revenue Bonds	PFC Revenue	Airport Revenue	Federal, State, & Local Aid	Gifts & Cash Contributions	Total
443,770	0	0	0	0	0	0	0	0	\$443,770

Capital Sub-Project Breakdown

SUB-PROJECT BY PHASE	Prior Yr(s) Appropriation*	2023 LTD BAL*	2024 Appropriation	2025 - 2028 Appropriation	Total Appropriation
(1) Basic Planning & Design		0	443,770	0	443,770
(2) Construction & Implementation		0	0	3,472,100	3,472,100
(3) Right-of-Way Acquisition		0	0	0	0
(4) Equipment		0	0	0	0
Total		\$0	\$443,770	\$3,472,100	\$3,915,870

*These columns represent the sub-project's: 1) Amended prior year appropriations; 2) Available project balance life-to-date (LTD) as of: N/A

Initial Sub-Project Schedule	Year	Qtr
Complete Site Acquisition (if applicable)		
Complete Preliminary Plan (if applicable)		
Complete Final Plans & Specs		
Begin Implementation/Purchase Asset		
Substantially Completed		
Scheduled Sub-Project Closeout		

Requesting Department or Agency: Department of Administrative Services
Managing Agency: 1-FACILITIES MANAGEMENT (AE-EE-FM)
Specialized Consultants Retained:
Functional Group: Administration
Capital Category: FAC_REPLACE
Useful Life:

2024-2028 CAPITAL IMPROVEMENT PROGRAM



**MILWAUKEE
COUNTY**

2024 ADOPTED CAPITAL BUDGET

THIS PAGE INTENTIONALLY
LEFT BLANK

2024 - 2028 Capital Improvement Program

Project Code	Project Title	2024 Capital Budget			2025 Capital Budget			2026 Capital Budget			2027 Capital Budget			2028 Capital Budget		
		County	Non County	Total	County	Non County	Total	County	Non County	Total	County	Non County	Total	County	Non County	Total
DEPARTMENT OF ADMINISTRATIVE SERVICES																
TBD-016365	WV004801 - County-wide Sanitary Sewers Repairs-Pln Plchldr	-	-	-	160,000	-	160,000	160,000	-	160,000	160,000	-	160,000	160,000	-	160,000
TBD-034103	WOW Grant – Electrical Systems Replacement	-	-	-	-	-	-	-	-	-	50,000	-	50,000	125,000	-	125,000
TBD-037647	WV001201 - Pond and Lagoon Demonstration-Project	-	-	-	100,000	-	100,000	-	-	-	1,500,000	-	1,500,000	-	-	-
TBD-050414	WV005501 - Lead Pipe Lateral Replacement	-	-	-	200,000	-	200,000	-	-	-	-	-	-	-	-	-
TBD-092753	NEW COURTHOUSE TRANSITION FACILITIES-PHASE 1	-	-	-	-	-	-	4,996,126	-	4,996,126	-	-	-	-	-	-
TBD-111093	PROGRAM PLACEHOLDER (FOR OUT-YEARS 2 - 5) - STEAM TRAPS	-	-	-	250,000	-	250,000	250,000	-	250,000	250,000	-	250,000	250,000	-	250,000
TBD-114109	HOC WWTP Demolition	-	-	-	-	-	-	295,000	-	295,000	-	-	-	-	-	-
TBD-135804	WOW Underwood - Lighting Equipment Replacement	-	-	-	-	-	-	-	-	-	10,000	-	10,000	90,000	-	90,000
TBD-136782	WOW Grant – Plumbing Systems Replacements	-	-	-	-	-	-	-	-	-	-	-	-	25,000	-	25,000
TBD-143031	CLINTON ROSE SR. CENTER CHILLER	-	-	-	100,000	-	100,000	657,000	-	657,000	-	-	-	-	-	-

2024 - 2028 Capital Improvement Program

Project Code	Project Title	2024 Capital Budget			2025 Capital Budget			2026 Capital Budget			2027 Capital Budget			2028 Capital Budget		
		County	Non County	Total	County	Non County	Total	County	Non County	Total	County	Non County	Total	County	Non County	Total
TBD-143146	Courthouse HVAC Equipment & Controls Upgrades	-	-	-	500,000	-	500,000	5,000,000	-	5,000,000	-	-	-	-	-	-
TBD-151773	KELLY SENIOR CENTER FITNESS AREA ADA RESTROOM RENOVATIONS	-	-	-	-	-	-	100,000	-	100,000	500,000	-	500,000	-	-	-
TBD-152126	COURTHOUSE COMPLEX BOILERS	-	-	-	-	-	-	-	-	-	-	-	-	300,000	-	300,000
TBD-152713	SR CENTERS HVAC UPGRADES (BOTH KELLY AND MCGOVERN)	-	-	-	-	-	-	-	-	-	-	-	-	50,000	-	50,000
TBD-185989	VEL PHILLIPS BOILER REPLACEMENTS	-	-	-	10,000	-	10,000	750,000	-	750,000	-	-	-	-	-	-
TBD-189436	CH COMPLEX FACADE INSPECT & REPAIR-PHASE 4	-	-	-	1,607,800	-	1,607,800	-	-	-	-	-	-	-	-	-
TBD-231278	VEL PHILLIPS-WOOD WINDOW REPLACEMENTS	-	-	-	-	-	-	139,804	-	139,804	773,983	-	773,983	-	-	-
TBD-247870	WOW Grant - Kitchen Renovation	-	-	-	-	-	-	-	-	-	-	-	-	50,000	-	50,000
TBD-253278	CJF FLOOR COATINGS PENTHOUSE	-	-	-	-	-	-	50,000	-	50,000	325,361	-	325,361	-	-	-
TBD-281651	WILSON SENIOR CENTER CARPET REPLACEMENT	-	-	-	-	-	-	-	-	-	50,000	-	50,000	100,000	-	100,000
TBD-284866	SR CENTERS DDC UPGRADES (ALL FACILITIES)	-	-	-	-	-	-	-	-	-	-	-	-	209,610	-	209,610

2024 - 2028 Capital Improvement Program

Project Code	Project Title	2024 Capital Budget			2025 Capital Budget			2026 Capital Budget			2027 Capital Budget			2028 Capital Budget		
		County	Non County	Total	County	Non County	Total	County	Non County	Total	County	Non County	Total	County	Non County	Total
TBD-457081	CJF LOADING DOCK SYSTEM REPLACEMENT	-	-	-	100,000	-	100,000	1,617,300	-	1,617,300	-	-	-	-	-	-
TBD-470192	CH - VAV RENEWALS	-	-	-	-	-	-	-	-	-	-	-	-	100,000	-	100,000
TBD-485156	KELLY SR CENTER WINDOW RENOVATIONS	-	-	-	-	-	-	-	-	-	-	-	-	50,000	-	50,000
TBD-491180	Wil-O-Way Grant Roof Replacement	-	-	-	50,000	-	50,000	150,000	-	150,000	-	-	-	-	-	-
TBD-502883	Countywide ADA Repairs Phase 3 - Design	-	-	-	-	-	-	300,000	-	300,000	300,000	-	300,000	300,000	-	300,000
TBD-535308	SR CENTERS FIRE PROTECTION SYSTEM UPGRADES	-	-	-	2,237,500	-	2,237,500	-	-	-	-	-	-	-	-	-
TBD-546230	Annex Parking Lot Upgrades	-	-	-	-	-	-	50,000	-	50,000	100,000	-	100,000	-	-	-
TBD-546455	CH REPAIR REPLACE EXISTING DAMAGED DUCT IN LIGHT COURTS FOR AHU'S 3&4, S1, AND S2	-	-	-	-	-	-	10,000	-	10,000	600,000	-	600,000	-	-	-
TBD-553831	Chiller - Screw-Type w/Cooling Tower - 100 Ton	-	-	-	-	-	-	-	-	-	50,000	-	50,000	150,000	-	150,000
TBD-577096	KELLY SC HVAC UNIT	-	-	-	-	-	-	-	-	-	-	-	-	10,000	-	10,000
TBD-577913	WOW Grant – HVAC Systems Replacement	-	-	-	-	-	-	50,000	-	50,000	500,000	-	500,000	-	-	-

2024 - 2028 Capital Improvement Program

Project Code	Project Title	2024 Capital Budget			2025 Capital Budget			2026 Capital Budget			2027 Capital Budget			2028 Capital Budget		
		County	Non County	Total	County	Non County	Total	County	Non County	Total	County	Non County	Total	County	Non County	Total
TBD-611077	Roofing - Built-Up (BUR) - 1974	-	-	-	50,000	-	50,000	150,000	-	150,000	-	-	-	-	-	-
TBD-630041	COURTHOUSE CMPLX-INTERIOR FINISHES RENEW-PHASE 1	-	-	-	-	-	-	-	-	-	50,000	-	50,000	158,837	-	158,837
TBD-679393	SR CENTERS RESTROOM ADA REHAB	-	-	-	-	-	-	931,111	-	931,111	6,431,765	-	6,431,765	-	-	-
TBD-690697	SR CENTERS BACK UP POWER GENERATOR	-	-	-	502,980	-	502,980	-	-	-	-	-	-	-	-	-
TBD-699971	KELLY SENIOR CENTER ROOF REPLACEMENT	-	-	-	-	-	-	-	-	-	-	-	-	100,000	-	100,000
TBD-706316	Courthouse Piping Repair-Asbestos Abate-Phase 1 - Design	-	-	-	275,008	-	275,008	275,008	-	275,008	275,008	-	275,008	-	-	-
TBD-724882	HW System Upgrade	-	-	-	-	-	-	-	-	-	-	-	-	50,000	-	50,000
TBD-725116	CH - ELEVATOR MODERNIZATION	-	-	-	4,000,000	-	4,000,000	1,000,000	-	1,000,000	-	-	-	-	-	-
TBD-751783	WOW Underwood - Kitchen Renovation	-	-	-	-	-	-	-	-	-	-	-	-	50,000	-	50,000
TBD-762198	WOW Grant – Interior Door Replacements	-	-	-	-	-	-	-	-	-	-	-	-	25,000	-	25,000
TBD-763343	PROGRAM PLACEHOLDER (FOR OUT-YEARS 2 - 5) - CH CMPLX-INTERIOR FINISHES RENEW	-	-	-	-	-	-	-	-	-	100,000	-	100,000	250,000	-	250,000

2024 - 2028 Capital Improvement Program

Project Code	Project Title	2024 Capital Budget			2025 Capital Budget			2026 Capital Budget			2027 Capital Budget			2028 Capital Budget		
		County	Non County	Total	County	Non County	Total	County	Non County	Total	County	Non County	Total	County	Non County	Total
TBD-769792	SR CENTERS SECURITY SYSTEMS UPGRADES	-	-	-	553,310	-	553,310	-	-	-	-	-	-	-	-	-
TBD-774717	WOW Underwood – Plumbing Systems Replacements	-	-	-	-	-	-	-	-	-	-	-	-	25,000	-	25,000
TBD-826191	Exhaust System - Power Roof Ventilators	-	-	-	-	-	-	-	-	-	-	-	-	50,000	-	50,000
TBD-832154	Lake Michigan Bluff Repairs	-	-	-	4,500,000	-	4,500,000	4,500,000	-	4,500,000	4,500,000	-	4,500,000	-	-	-
TBD-840183	JURY MANAGEMENT PA AND AV	-	-	-	50,000	-	50,000	113,400	-	113,400	-	-	-	-	-	-
TBD-851049	COURTHOUSE PIPING REPAIR- ASBESTOS ABTMNT PLCHLDR	-	-	-	-	-	-	120,000	-	120,000	600,000	-	600,000	-	-	-
TBD-888142	COURTHOUSE NEGATIVE PRESSURE MITIGATION	-	-	-	-	-	-	-	-	-	100,000	-	100,000	554,663	-	554,663
TBD-903825	WASHINGTON SENIOR CENTER WINDOWS DESIGN & CONSTRUCTION	-	-	-	-	-	-	-	-	-	100,000	-	100,000	2,021,726	-	2,021,726
TBD-912659	WOW Grant – Lighting Equipment Replacement	-	-	-	-	-	-	-	-	-	10,000	-	10,000	90,000	-	90,000
TBD-917385	WOW UNDERWOOD - ROOF (BITUMEN) COVERING REPLMNT	-	-	-	50,000	-	50,000	150,000	-	150,000	-	-	-	-	-	-
TBD-945506	WOW UNDERWOOD HVAC REPLACEMENT	-	-	-	-	-	-	50,000	-	50,000	500,000	-	500,000	-	-	-

2024 - 2028 Capital Improvement Program

Project Code	Project Title	2024 Capital Budget			2025 Capital Budget			2026 Capital Budget			2027 Capital Budget			2028 Capital Budget		
		County	Non County	Total	County	Non County	Total	County	Non County	Total	County	Non County	Total	County	Non County	Total
WO056301	COUNTY ADMINISTRATIVE SPACE RECONFIG - PHASE 1	-	-	-	599,970	-	599,970	5,473,350	-	5,473,350	-	-	-	-	-	-
WO095301	Inclusive Restroom Improvements – Phase 1	443,770	-	443,770	-	-	-	3,472,100	-	3,472,100	-	-	-	-	-	-
WS012401	SEC YOUTH FAC PHASE 1	3,359,310	-	3,359,310	-	-	-	-	-	-	-	-	-	-	-	-
WS014901	Kitchen Upgrades - Clinton Rose Senior Center	370,780	-	370,780	-	-	-	3,019,060	-	3,019,060	-	-	-	-	-	-
WV004101	Oak Creek Skate Lift Station	1,033,440	-	1,033,440	-	-	-	-	-	-	-	-	-	-	-	-
WV004401	MITCHELL PARK LIFT STATION UPGRADE	-	-	-	161,090	-	161,090	1,259,980	-	1,259,980	-	-	-	-	-	-
WV005901	County-wide Sanitary Sewers Repairs - 2024	161,480	-	161,480	-	-	-	-	-	-	-	-	-	-	-	-
WY045606	New DHHS Admin Coggs Building	2,879,370	-	2,879,370	-	-	-	-	-	-	-	-	-	-	-	-
Dept DEPARTMENT OF ADMINISTRATIVE SERVICES Total:		23,421,150	-	23,421,150	19,741,200	-	19,741,200	64,209,017	-	64,209,017	477,421,387	-	477,421,387	6,376,836	-	6,376,836
DAS - IMSD																

2024 - 2028 Capital Improvement Program

		2024 Capital Budget			2025 Capital Budget			2026 Capital Budget			2027 Capital Budget			2028 Capital Budget		
Project Code	Project Title	County	Non County	Total	County	Non County	Total	County	Non County	Total	County	Non County	Total	County	Non County	Total
TBD-032910	PROGRAM PLACEHOLDER (FOR OUT-YEARS 2 - 5) - TECHNOLOGY LIFECYCLE REPLACEMENTS	-	-	-	1,500,000	-	1,500,000	1,500,000	-	1,500,000	1,500,000	-	1,500,000	1,500,000	-	1,500,000
WI020901	Technology Lifecycle Replacements - IMSD	1,500,000	-	1,500,000	-	-	-	-	-	-	-	-	-	-	-	-
	Dept DAS - IMSD Total:	1,500,000		1,500,000	1,500,000	-	1,500,000	1,500,000	-	1,500,000	1,500,000	-	1,500,000	1,500,000	-	1,500,000
CULTURAL INSTITUTIONS																
TBD-106097	Phased Building Exterior Stone Cladding (2025)	-	-	-	713,430	-	713,430	-	-	-	-	-	-	-	-	-
TBD-107493	TRIMBORN FARM BUNKHOUSE RESTORATION	-	-	-	-	-	-	1,166,938	-	1,166,938	-	-	-	-	-	-
TBD-183268	CHARLES ALLIS GREAT HALL DRAINAGE SURVEY-LEAKING REPAIRS	-	-	-	-	-	-	-	-	-	-	-	-	150,000	-	150,000
TBD-254137	Phased Building Exterior Stone Cladding (2026)	-	-	-	-	-	-	757,295	-	757,295	-	-	-	-	-	-
TBD-353492	WMC Passenger and Freight Elevators Saarinen (CA)	-	-	-	60,500	-	60,500	302,800	-	302,800	-	-	-	-	-	-
TBD-492740	VILLA TERRACE DRIVEWAY AREA REPAIRS	-	-	-	-	-	-	-	-	-	150,000	-	150,000	-	-	-

2024 - 2028 Capital Improvement Program

Project Code	Project Title	2024 Capital Budget			2025 Capital Budget			2026 Capital Budget			2027 Capital Budget			2028 Capital Budget		
		County	Non County	Total	County	Non County	Total	County	Non County	Total	County	Non County	Total	County	Non County	Total
TBD-348731	MKE Surface Lot Rehab	-	-	-	-	-	-	1,781,828	-	1,781,828	-	-	-	-	-	-
TBD-405557	MWC East Entrance Road Reconstruction/Relocation	-	-	-	-	-	-	-	-	-	-	-	-	9,474	180,008	189,482
TBD-444415	MKE Water Main Installation Concourse D to C	-	-	-	-	-	-	-	-	-	-	-	-	126,677	-	126,677
TBD-466848	MKE Car Rental Bathrooms	-	-	-	69,556	-	69,556	347,782	-	347,782	-	-	-	-	-	-
TBD-515533	MKE County Fuel Based Infrastructure	-	-	-	3,500,000	-	3,500,000	-	-	-	-	-	-	-	-	-
TBD-516042	MWC Make-up Air Units	-	-	-	787,310	-	787,310	-	-	-	-	-	-	-	-	-
TBD-527896	MKE Super Saver Lot A Rehab	-	-	-	-	-	-	3,468,365	-	3,468,365	-	-	-	-	-	-
TBD-530013	MKE North Airfield Taxiway Geometry Improvements (Remove 13/31 and Remove Taxiway G and U)	-	-	-	216,236	1,513,653	1,729,889	1,324,827	9,273,788	10,598,615	-	-	-	-	-	-
TBD-531973	MKE Relocate Taxiway M High-speed Exit - Reconstruct	-	-	-	117,841	824,888	942,729	721,985	5,053,892	5,775,877	-	-	-	-	-	-
TBD-545275	MKE Snow Removal Equipment Replacement	-	-	-	914,638	-	914,638	1,273,388	-	1,273,388	-	-	-	-	-	-

2024 - 2028 Capital Improvement Program

		2024 Capital Budget			2025 Capital Budget			2026 Capital Budget			2027 Capital Budget			2028 Capital Budget		
Project Code	Project Title	County	Non County	Total	County	Non County	Total	County	Non County	Total	County	Non County	Total	County	Non County	Total
WA042901	MKE Crash Phone Replacement	116,590	-	116,590	764,400	-	764,400	-	-	-	-	-	-	-	-	-
WA043101	MKE Gate C12 Fuel Pit	516,640	-	516,640	-	-	-	-	-	-	-	-	-	-	-	-
WA043201	MKE Parking Structure PT Anchorages	350,000	-	350,000	-	-	-	-	-	-	-	-	-	-	-	-
WA043301	MKE Passenger Loading Bridge Replacement	8,438,890	-	8,438,890	-	-	-	-	-	-	-	-	-	-	-	-
Dept DOT - AIRPORT Total:		11,680,582	1,252,528	12,933,110	33,576,464	18,351,906	51,928,370	26,762,226	31,792,423	58,554,649	9,093,366	-	9,093,366	14,011,213	18,664,383	32,675,596
DOT - TRANSPORTATION SERVICES																
TBD-492847	Port Wash Rd. - Daphne to Good Hope Rd.	-	-	-	-	-	-	400,000	-	400,000	400,000	-	400,000	3,200,000	1,800,000	5,000,000
WH001022	S. 13TH ST -W PUETZ TO DREXEL	1,344,000	3,896,000	5,240,000	-	-	-	-	-	-	-	-	-	-	-	-
WH010101	N. Oakland Ave. Bridge B-40-0503 over Oak Leaf Bike Trail	-	-	-	-	-	-	-	-	-	30,000	120,000	150,000	-	-	-
WH010201	S. 76th St. Bridge over W. Forest Home Ave.	-	-	-	140,000	560,000	700,000	-	-	-	-	-	-	-	-	-
WH010301	W. Good Hope Rd. over Milwaukee River	-	-	-	-	-	-	35,000	140,000	175,000	-	-	-	240,000	960,000	1,200,000

2024 - 2028 Capital Improvement Program

Project Code	Project Title	2024 Capital Budget			2025 Capital Budget			2026 Capital Budget			2027 Capital Budget			2028 Capital Budget		
		County	Non County	Total	County	Non County	Total	County	Non County	Total	County	Non County	Total	County	Non County	Total
WH010401	W. Good Hope Rd. (WB) B-40-0375 over Milwaukee River	-	-	-	-	-	-	35,000	140,000	175,000	-	-	-	240,000	960,000	1,200,000
WH011501	SIGNAL UPGRADES FOR IMPROVED EFFICIENCY-MOBILITY	-	-	-	200,000	-	200,000	-	-	-	-	-	-	-	-	-
WH024701	Reconstruct CTH BB - S. 13th St. to S Howell Ave.	197,000	228,000	425,000	2,084,000	5,016,000	7,100,000	-	-	-	-	-	-	-	-	-
WH024901	Signal Improvements S 76th, S 92nd, W Oklahoma	227,040	472,960	700,000	-	-	-	-	-	-	-	-	-	-	-	-
WH025001	E. Mason St. Bridge over Lincoln Memorial Dr.	-	-	-	380,000	1,520,000	1,900,000	-	-	-	-	-	-	-	-	-
WH025101	W. Oklahoma Ave. (CTH NN) Bridge over Honey Creek	-	-	-	-	-	-	30,000	120,000	150,000	-	-	-	200,000	800,000	1,000,000
WH025501	Signal at Forest Home Ave & Speedway Dr Intersec	80,866	150,134	231,000	-	-	-	-	-	-	-	-	-	-	-	-
WH025601	Signal at Rawson Ave Intrscns 68th, 51st, 31st	392,787	407,173	799,960	-	-	-	-	-	-	-	-	-	-	-	-
WH025701	Signal at College Ave & 20th St Intersection	-	-	-	30,534	265,808	296,342	-	-	-	-	-	-	-	-	-
WH026001	S 76th St. (CTH U)-S. County Line Rd. to S. Creekview Ct.	600,000	-	600,000	6,032,833	1,467,167	7,500,000	-	-	-	-	-	-	-	-	-
WH026101	S. 76th St. (CTH U)-S. Creek View Ct.-.70miles n of Ryan Rd Recon	-	-	-	650,000	-	650,000	650,000	-	650,000	5,700,000	1,600,000	7,300,000	-	-	-

2024 - 2028 Capital Improvement Program

Project Code	Project Title	2024 Capital Budget			2025 Capital Budget			2026 Capital Budget			2027 Capital Budget			2028 Capital Budget		
		County	Non County	Total	County	Non County	Total	County	Non County	Total	County	Non County	Total	County	Non County	Total
WH026201	N. Teutonia Ave (CTH D)/N. 43rd St. (CTH G)-W. Bradley Rd to	500,000	-	500,000	440,000	-	440,000	2,528,668	2,631,332	5,160,000	-	-	-	-	-	-
WH026301	W. Beloit Rd. (CTH T)-S. 108th St. to W. Oklahoma Ave.	650,000	-	650,000	3,231,186	1,518,814	4,750,000	-	-	-	-	-	-	-	-	-
WH026401	Signal at College Ave & S 13th St Intersection	-	-	-	313,304	1,353,105	1,666,409	-	-	-	-	-	-	-	-	-
WH026501	W. College Ave. (CTH ZZ)-S. 26th St. to W. Howell Ave.	-	-	-	120,000	480,000	600,000	1,380,000	5,520,000	6,900,000	-	-	-	-	-	-
WH026601	W. Forest Home Ave. (CTH OO)-W. Speedway Dr. to S. 108th St. Reconstruction	-	-	-	110,000	440,000	550,000	940,000	3,760,000	4,700,000	-	-	-	-	-	-
WH026701	W. Silver Spring Dr (CTH EE)-N. 124th St. to W. Appleton Ave	130,000	520,000	650,000	130,000	520,000	650,000	1,890,000	7,560,000	9,450,000	-	-	-	-	-	-
WH026801	S. 76th St. (CTH U)-W. Layton Ave. to W. Howard Ave. Reconston	-	-	-	90,000	360,000	450,000	90,000	360,000	450,000	1,410,000	5,640,000	7,050,000	-	-	-
WH026901	W. Hampton Ave. -N. 91st St. to N. 76th St. Reconstruction	-	-	-	110,000	440,000	550,000	160,000	640,000	800,000	1,470,000	5,880,000	7,350,000	-	-	-
WH027301	Layton Ave Signal Improvement Pine to Packard	38,600	154,400	193,000	133,400	533,600	667,000	-	-	-	-	-	-	-	-	-
WH027401	Lincoln Memorial Dr Signal Imprv Juneau Park to Water Tower	19,600	78,400	98,000	-	-	-	67,800	271,200	339,000	-	-	-	-	-	-
WH027501	Layton Ave Signal Improvement 76th to 47th	24,800	99,200	124,000	-	-	-	86,200	344,800	431,000	-	-	-	-	-	-

2024 - 2028 Capital Improvement Program

		2024 Capital Budget			2025 Capital Budget			2026 Capital Budget			2027 Capital Budget			2028 Capital Budget		
Project Code	Project Title	County	Non County	Total	County	Non County	Total	County	Non County	Total	County	Non County	Total	County	Non County	Total
WH027601	W Layton Bridge B-40-0163 over W Forest Ave (STH 24)	40,000	160,000	200,000	-	-	-	400,000	1,600,000	2,000,000	-	-	-	-	-	-
WH027701	Honey Creek Bridge P-40-0570 over Honey Creek	40,000	160,000	200,000	-	-	-	170,000	680,000	850,000	-	-	-	-	-	-
WH027901	Signal at Layton Ave Intersections 84th, 68th, Nicholson	27,151	244,362	271,513	161,262	1,406,359	1,567,621	-	-	-	-	-	-	-	-	-
WH028001	Speed, Pedestrian, and School Zone Safety Upgrades	-	-	-	400,000	-	400,000	-	-	-	-	-	-	-	-	-
Dept DOT - TRANSPORTATION SERVICES Total:		4,311,844	6,570,629	10,882,473	14,756,519	15,880,853	30,637,372	8,862,668	23,767,332	32,630,000	9,010,000	13,240,000	22,250,000	3,880,000	4,520,000	8,400,000
DOT - HIGHWAY MAINTENANCE																
TBD-206628	PROGRAM PLACEHOLDER (FOR OUT-YEARS 2 - 5) - SHORT TERM CTH REHABILITATION	-	-	-	500,000	-	500,000	500,000	-	500,000	500,000	-	500,000	500,000	-	500,000
WH027101	Short Term CTH Rehabilitation - Phase 1	500,000	-	500,000	-	-	-	-	-	-	-	-	-	-	-	-
Dept DOT - HIGHWAY MAINTENANCE Total:		500,000	-	500,000	500,000	-	500,000	500,000	-	500,000	500,000	-	500,000	500,000	-	500,000
FLEET MANAGEMENT																
TBD-255763	PROGRAM PLACEHOLDER (FOR OUT-YEARS 2 - 5) - VEHICLE AND EQUIPMENT REPLACEMENT	-	-	-	14,000,000	-	14,000,000	15,000,000	-	15,000,000	15,000,000	-	15,000,000	15,000,000	-	15,000,000

2024 - 2028 Capital Improvement Program

Project Code	Project Title	2024 Capital Budget			2025 Capital Budget			2026 Capital Budget			2027 Capital Budget			2028 Capital Budget		
		County	Non County	Total	County	Non County	Total	County	Non County	Total	County	Non County	Total	County	Non County	Total
TBD-WF061301	HVAC Refit Assessment - Fleet Facility	-	-	-	37,330	-	37,330	-	-	-	-	-	-	-	-	-
WF055601	Fleet Garage Extension	-	-	-	749,760	-	749,760	5,660,160	-	5,660,160	-	-	-	-	-	-
WF055701	Fleet Storage Tank Replacement	-	-	-	188,470	-	188,470	1,726,230	-	1,726,230	-	-	-	-	-	-
WF055801	Fleet Management Electrical Upgrade	-	-	-	170,230	-	170,230	1,900,000	-	1,900,000	-	-	-	-	-	-
WF055901	Fleet Management Sally Port	-	-	-	155,900	-	155,900	1,147,040	-	1,147,040	-	-	-	-	-	-
WF061201	Countywide Vehicle and Equipment Replacement - 2024	12,876,000	-	12,876,000	-	-	-	-	-	-	-	-	-	-	-	-
Dept FLEET MANAGEMENT Total:		12,876,000		12,876,000	15,301,690	-	15,301,690	25,433,430	-	25,433,430	15,000,000	-	15,000,000	15,000,000	-	15,000,000
DOT - TRANSIT																
TBD-178199	PROGRAM PLACEHOLDER (FOR OUT-YEARS 2 - 5) - Traffic Signal Priority	-	-	-	1,725,000	-	1,725,000	1,725,000	-	1,725,000	1,725,000	-	1,725,000	1,725,000	-	1,725,000
TBD-379895	PROGRAM PLACEHOLDER (FOR OUT-YEARS 2 - 5) - BUS REPLACEMENT PROGRAM	-	-	-	21,000,000	-	21,000,000	21,000,000	-	21,000,000	21,000,000	-	21,000,000	21,000,000	-	21,000,000

2024 - 2028 Capital Improvement Program

		2024 Capital Budget			2025 Capital Budget			2026 Capital Budget			2027 Capital Budget			2028 Capital Budget		
Project Code	Project Title	County	Non County	Total	County	Non County	Total	County	Non County	Total	County	Non County	Total	County	Non County	Total
WT016101	National Avenue (Route 18) Transit Enhancement Feasibility S	50,000	200,000	250,000	-	-	-	-	-	-	-	-	-	-	-	-
	Dept DOT - DIRECTOR'S OFFICE Total:	250,000	1,000,000	1,250,000	-	-	-	-	-	-	-	-	-	-	-	-
DEPT HEALTH AND HUMAN SVCS																
TBD-939934	Detention Center Radio Replacement	-	-	-	456,144	-	456,144	-	-	-	-	-	-	-	-	-
WD020201	Wil-O-Way Underwood - New Splash Pad	31,000	-	31,000	-	-	-	500,000	-	500,000	-	-	-	-	-	-
WD020301	Wil-O-Way Grant - New Splash Pad	31,000	-	31,000	-	-	-	500,000	-	500,000	-	-	-	-	-	-
	Dept DEPT HEALTH AND HUMAN SVCS Total:	62,000	-	62,000	456,144	-	456,144	1,000,000	-	1,000,000	-	-	-	-	-	-
PARKS DEPARTMENT																
TBD-002900	KK PK JACKSON PK 58TH TO CLEVELAND	-	-	-	1,243,333	-	1,243,333	-	-	-	-	-	-	-	-	-
TBD-019574	OLT REPLACEMENT WARNIMONT B/T PULASKI AND COLLEGE	-	-	-	-	-	-	71,280	-	71,280	-	-	-	712,280	-	712,280
TBD-023703	TBD - MILL POND WATERWAY RESTORATION	-	-	-	50,000	-	50,000	-	-	-	5,500,000	-	5,500,000	-	-	-

2024 - 2028 Capital Improvement Program

Project Code	Project Title	2024 Capital Budget			2025 Capital Budget			2026 Capital Budget			2027 Capital Budget			2028 Capital Budget		
		County	Non County	Total	County	Non County	Total	County	Non County	Total	County	Non County	Total	County	Non County	Total
TBD-046523	TBD - HUMBOLDT PARK LIGHT POLE REPLACEMENT	-	-	-	-	-	-	-	-	-	584,000	-	584,000	-	-	-
TBD-050274	TBD - OAK LEAF TRAIL - ADJACENT TO EAST SIDE OF LMD BETWEEN WATER TOWER ROAD AND LAKE	-	-	-	-	-	-	-	-	-	512,935	-	512,935	-	-	-
TBD-055562	ZABLOCKI PARKING LOT REPLACEMENT	-	-	-	-	-	-	28,000	-	28,000	-	-	-	280,000	-	280,000
TBD-069076	PROGRAM PLACEHOLDER (FOR OUT-YEARS 2 - 5) - STORM SEWERS OUTFALL RECONSTRUCT	-	-	-	-	-	-	-	-	-	250,000	-	250,000	-	-	-
TBD-071319	TBD - LAKE PARK RAVINE DRIVE REPLACEMENT	-	-	-	-	-	-	-	-	-	250,000	-	250,000	-	-	-
TBD-076373	WP056901 - NEW SERVICE BLDG & SRVC YARD - WASHINGTON PARK	-	-	-	-	-	-	9,194,151	-	9,194,151	-	-	-	-	-	-
TBD-076518	TBD - LAKE PARK TENNIS REPLACEMENT	-	-	-	-	-	-	-	-	-	-	-	-	55,000	-	55,000
TBD-077039	TBD - MADISON PARK WALKWAY REPLACEMENT	-	-	-	-	-	-	-	-	-	436,642	-	436,642	-	-	-
TBD-079323	TBD - GRANT PARK PARKING LOT - BEACH	-	-	-	-	-	-	-	-	-	-	-	-	620,600	-	620,600
TBD-086490	PROGRAM PLACEHOLDER (FOR OUT-YEARS 2 - 5) - PARKS BUILDING DEMOLITION	-	-	-	-	-	-	-	-	-	150,000	-	150,000	-	-	-
TBD-086520	WP063801 - KOPS PLAYGROUND REPLACEMENT	-	-	-	-	-	-	275,000	-	275,000	-	-	-	-	-	-

2024 - 2028 Capital Improvement Program

Project Code	Project Title	2024 Capital Budget			2025 Capital Budget			2026 Capital Budget			2027 Capital Budget			2028 Capital Budget		
		County	Non County	Total	County	Non County	Total	County	Non County	Total	County	Non County	Total	County	Non County	Total
TBD-098009	PULASKI INDOOR POOL CLERESTORY WINDOW REPLACEMENT	-	-	-	-	-	-	200,000	-	200,000	-	-	-	-	-	-
TBD-103106	TBD - OLT NW SIDE TRAIL - GRANTOSA DRIVE	-	-	-	100,000	-	100,000	-	-	-	-	-	-	-	-	-
TBD-104801	WP058101 - WISCONSIN AVENUE PARKING LOT REPLACEMENT	-	-	-	-	-	-	64,000	-	64,000	-	-	-	640,000	-	640,000
TBD-107452	WP059501 - PULASKI MILW INDOOR POOL RESTROOM RENOVATION	-	-	-	-	-	-	-	-	-	-	-	500,000	-	500,000	
TBD-137630	WARNIMONT CLUBHOUSE RESTROOM RENOVATION	-	-	-	-	-	-	-	-	-	300,000	-	300,000	-	-	
TBD-142537	TBD - NORTH REGION TRAILS RE-ROUTES / PLANTINGS / SIGNAGE / MARKETING /	-	-	-	-	-	-	-	-	-	200,000	-	200,000	-	-	
TBD-153747	TBD - KING COMMUNITY CENTER ROOF REPLACEMENT	-	-	-	-	-	-	360,000	-	360,000	-	-	-	-	-	
TBD-154811	WP059101 - WHITNALL PARK RD RPLCMNT-W SPUR TO 108TH & WHITNALL WAY	-	-	-	-	-	-	-	-	-	50,000	-	50,000	500,000	-	500,000
TBD-171933	WP054101 - REPLACE POOL FILTER SYSTEMS- HUMBOLDT, JACOBUS, AND ALCOTT	-	-	-	-	-	-	-	-	-	210,000	-	210,000	-	-	
TBD-182150	WP054201 - SHERIDAN DRESSING YARD REPLACEMENT	-	-	-	-	-	-	-	-	-	53,154	-	53,154	415,900	-	415,900

2024 - 2028 Capital Improvement Program

Project Code	Project Title	2024 Capital Budget			2025 Capital Budget			2026 Capital Budget			2027 Capital Budget			2028 Capital Budget		
		County	Non County	Total	County	Non County	Total	County	Non County	Total	County	Non County	Total	County	Non County	Total
TBD-184908	TBD - COPERNICUS PARK WALKWAY REPLACEMENT	-	-	-	-	-	-	-	-	-	271,915	-	271,915	-	-	-
TBD-190157	TBD - HALES CORNERS PLAYGROUND	-	-	-	515,000	-	515,000	-	-	-	-	-	-	-	-	-
TBD-191647	MCGOVERN PARKING LOT REPLACEMENT	-	-	-	35,000	-	35,000	-	-	-	350,000	-	350,000	-	-	-
TBD-192504	WP058801 - WASHINGTON BANDSHELL PARKING LOT REPLACEMENT	-	-	-	-	-	-	15,000	-	15,000	-	-	-	350,000	-	350,000
TBD-194027	WP065501 - HUMBOLDT PAVILION HVAC REPLACEMENT	-	-	-	-	-	-	80,000	-	80,000	-	-	-	800,000	-	800,000
TBD-196547	TBD - WILSON RECREATION ROOF REPLACEMENT	-	-	-	-	-	-	-	-	-	500,000	-	500,000	-	-	-
TBD-196672	TBD - MCCARTY PARK WALKWAY REPLACEMENT	-	-	-	-	-	-	-	-	-	709,039	-	709,039	-	-	-
TBD-197385	WP056701 - OLT REPLACEMENT - CUPERTINO B/T SS MARINA AND RUSSELL	-	-	-	-	-	-	-	-	-	50,000	-	50,000	250,000	-	250,000
TBD-207659	TBD - OAK LEAF TRAIL - SILVER SPRING DR. TO BOBOLINK AVE.	-	-	-	-	-	-	174,734	-	174,734	-	-	-	-	-	-
TBD-210471	MITCHELL LAGOON PAVILION RESTROOM RENOVATION	-	-	-	-	-	-	300,000	-	300,000	-	-	-	-	-	-
TBD-218406	PROGRAM PLACEHOLDER (FOR OUT-YEARS 2 - 5) - PARKS ELECTRCL SRVC REPLACE	-	-	-	-	-	-	-	-	-	500,000	-	500,000	-	-	-

2024 - 2028 Capital Improvement Program

Project Code	Project Title	2024 Capital Budget			2025 Capital Budget			2026 Capital Budget			2027 Capital Budget			2028 Capital Budget		
		County	Non County	Total	County	Non County	Total	County	Non County	Total	County	Non County	Total	County	Non County	Total
TBD-304920	TBD - KK SPORTS PARKING LOT REPLACEMENT	-	-	-	-	-	-	19,000	-	19,000	-	-	-	190,000	-	190,000
TBD-309449	TBD - WILSON REC CNTR SRVCE RD - MAIN PARKING LOT - S 20TH ST	-	-	-	-	-	-	-	-	-	40,000	-	40,000	400,000	-	400,000
TBD-326690	WP057701 - WARNIMONT ROAD REPLACEMENT - ROAD TO GOLF COURSE	-	-	-	-	-	-	25,000	-	25,000	-	-	-	250,000	-	250,000
TBD-331510	TBD - MCKINLEY PARK (MARINA) TENNIS REPLACEMENT	-	-	-	-	-	-	-	-	-	-	-	-	100,000	-	100,000
TBD-335008	TBD - CENTER STREET PAVILION RESTROOM RENOVATION	-	-	-	-	-	-	-	-	-	-	-	-	300,000	-	300,000
TBD-349905	PROGRAM PLACEHOLDER (FOR OUT-YEARS 2 - 5) - PARKS HVAC REPLACEMENT	-	-	-	-	-	-	200,000	-	200,000	-	-	-	-	-	-
TBD-352650	TBD - BALL DIAMOND MODERNIZATION	-	-	-	-	-	-	-	-	-	6,000,000	-	6,000,000	-	-	-
TBD-377591	TBD - DINEEN BOATHOUSE PARKING LOT REPLACEMENT	-	-	-	33,000	-	33,000	-	-	-	-	-	-	330,000	-	330,000
TBD-385993	TIPPECANOE PARK PLAYGROUND REPLACEMENT	-	-	-	296,805	-	296,805	-	-	-	-	-	-	-	-	-
TBD-390484	TBD - KK SPORTS COMPLEX PLAYGROUND REPLACEMENT	-	-	-	-	-	-	-	-	-	275,000	-	275,000	-	-	-
TBD-391437	PROGRAM PLACEHOLDER (FOR OUT-YEARS 2 - 5) - SECURITY SYSTEM PLACEHOLDER	-	-	-	-	-	-	100,000	-	100,000	-	-	-	100,000	-	100,000

2024 - 2028 Capital Improvement Program

Project Code	Project Title	2024 Capital Budget			2025 Capital Budget			2026 Capital Budget			2027 Capital Budget			2028 Capital Budget		
		County	Non County	Total	County	Non County	Total	County	Non County	Total	County	Non County	Total	County	Non County	Total
TBD-409993	WP063501 - COOPER PARK PLAYGROUND REPLACEMENT	-	-	-	296,805	-	296,805	-	-	-	-	-	-	-	-	-
TBD-420630	PROGRAM PLACEHOLDER (FOR OUT-YEARS 2 - 5) - STREAMBANK STABILIZATION PROGRAM	-	-	-	-	-	-	-	-	300,000	-	300,000	-	-	-	-
TBD-422939	TBD - HALES CORNERS PARK WALKWAY REPLACEMENT	-	-	-	400,000	-	400,000	-	-	-	-	-	-	-	-	-
TBD-432490	WP029007 - KK PARKWAY S.29TH TO S. 31ST	-	-	-	252,500	-	252,500	-	-	-	-	-	-	-	-	-
TBD-433130	WP032501 - DINEEN PARKING LOT B/T SPLASH PAD AND SVC YARD	-	-	-	-	-	-	55,000	-	55,000	-	-	-	550,000	-	550,000
TBD-436732	TBD - MADISON PARK BASKETBALL REPLACEMENT	-	-	-	-	-	-	-	-	400,000	-	400,000	-	-	-	-
TBD-446860	PROGRAM PLACEHOLDER (FOR OUT-YEARS 2 - 5) - ROOT RIVER PKWY RECONSTR	-	-	-	-	-	-	322,000	-	322,000	-	-	-	3,222,000	-	3,222,000
TBD-451365	WP058501 - GRANTOSA PKWY ROAD REPLACEMENT HWY 100 TO CAPITOL	-	-	-	-	-	-	132,000	-	132,000	-	-	-	1,320,000	-	1,320,000
TBD-453204	WP036701 - COOL WATERS AQUATIC CENTER RUNOUT SLIDE	-	-	-	-	-	-	120,000	-	120,000	1,200,000	-	1,200,000	-	-	-
TBD-453346	TBD - MCKINLEY PARK (MARINA) PARKING LOT - SAILING CENTER	-	-	-	-	-	-	347,364	-	347,364	-	-	-	-	-	-
TBD-454475	DRETZKA CHALET PARKING LOT REPLACEMENT (REDUCE SIZE)	-	-	-	-	-	-	69,000	-	69,000	-	-	-	690,000	-	690,000

2024 - 2028 Capital Improvement Program

Project Code	Project Title	2024 Capital Budget			2025 Capital Budget			2026 Capital Budget			2027 Capital Budget			2028 Capital Budget		
		County	Non County	Total	County	Non County	Total	County	Non County	Total	County	Non County	Total	County	Non County	Total
TBD-456616	MCKINLEY MARINA PARKING LOTS PLANNING	-	-	-	-	-	-	-	-	-	954,800	-	954,800	-	-	-
TBD-457282	WP058601 - LAKE LOCUST ST PARKING AREA ELIMINATION	-	-	-	-	-	-	60,000	-	60,000	-	-	-	-	-	-
TBD-459110	WP071401-KK JACKSON PARK DRIVE	-	-	-	2,100,000	-	2,100,000	-	-	-	-	-	-	-	-	-
TBD-466304	WP041901 - GREENFIELD PARK SHELTER #3 RR REPLACEMENT	-	-	-	-	-	-	-	-	-	100,000	-	100,000	-	-	-
TBD-466324	TBD - DINEEN PARK PLAYGROUND REPLACEMENT	-	-	-	-	-	-	-	-	-	275,000	-	275,000	-	-	-
TBD-473431	TBD - LAKE PARK WALKWAY REPLACEMENT	-	-	-	-	-	-	-	-	-	-	-	-	750,000	-	750,000
TBD-478409	TBD - KK RIVER PKWY TENNIS REPLACEMENT	-	-	-	-	-	-	575,000	-	575,000	-	-	-	-	-	-
TBD-486401	WHITNALL CLUBHOUSE HVAC RPLCMNT- KITCHEN REMODEL	-	-	-	1,073,295	-	1,073,295	-	-	-	-	-	-	-	-	-
TBD-496672	WP057301 - ESTABROOK SERVICE PUBLIC RESTROOM RENOVATION	-	-	-	-	-	-	-	-	-	-	-	-	300,000	-	300,000
TBD-500363	TBD - WASHINGTON PARK LAGOON DREDGING & REMEDIATION	-	-	-	550,000	-	550,000	-	-	-	5,000,000	-	5,000,000	-	-	-
TBD-502063	WP058401 - GREENFIELD PICNIC AREAS 5 AND 1 PARKING LOT REPLACEMENT	-	-	-	-	-	-	-	-	-	50,000	-	50,000	-	-	-

2024 - 2028 Capital Improvement Program

Project Code	Project Title	2024 Capital Budget			2025 Capital Budget			2026 Capital Budget			2027 Capital Budget			2028 Capital Budget		
		County	Non County	Total	County	Non County	Total	County	Non County	Total	County	Non County	Total	County	Non County	Total
TBD-509722	TBD - OAK LEAF TRAIL - BETWEEN MICHIGAN AVE. AND VETERANS PARKING LOT	-	-	-	-	-	-	-	-	-	312,945	-	312,945	-	-	-
TBD-512681	TBD - RED ARROW SITE IMPROVEMENTS	-	-	-	550,000	-	550,000	-	-	-	-	-	-	-	-	-
TBD-513911	WP075201 - SIMMONS BASEBALL AND SOFTBALL FIELDS LIGHTING	-	-	-	1,279,750	-	1,279,750	-	-	-	-	-	-	-	-	-
TBD-513993	MITCHELL PARK DOMES MESH/STRUCTURE INSPECTION & REPAIR	-	-	-	-	-	-	-	-	-	500,000	-	500,000	-	-	-
TBD-531271	WP063401 - SCOUT LAKE ROOF REPLACEMENT	-	-	-	-	-	-	100,000	-	100,000	-	-	-	-	-	-
TBD-540025	TBD - WILSON RECREATION HVAC REPLACEMENT	-	-	-	-	-	-	-	-	-	3,500,000	-	3,500,000	-	-	-
TBD-541285	WILSON ICE RINK REPLACEMENT	-	-	-	-	-	-	3,250,000	-	3,250,000	-	-	-	-	-	-
TBD-542608	TBD - JUNEAU PARK LAGOON REMEDIATION	-	-	-	-	-	-	250,000	-	250,000	-	-	-	-	-	-
TBD-543315	TBD - ALGONQUIN PARK WALKWAY REPLACEMENT	-	-	-	-	-	-	200,923	-	200,923	-	-	-	-	-	-
TBD-545248	LAKE MICHIGAN SHORELINE STABILIZATION - SHERIDAN PARK	-	-	-	5,000,000	-	5,000,000	-	-	-	-	-	-	-	-	-
TBD-555137	WP063601 - JACKSON PLAYGROUND REPLACEMENT	-	-	-	-	-	-	275,000	-	275,000	-	-	-	-	-	-

2024 - 2028 Capital Improvement Program

Project Code	Project Title	2024 Capital Budget			2025 Capital Budget			2026 Capital Budget			2027 Capital Budget			2028 Capital Budget		
		County	Non County	Total	County	Non County	Total	County	Non County	Total	County	Non County	Total	County	Non County	Total
TBD-630971	TBD - OAK LEAF TRAIL - IN LAKE PARK BETWEEN GOLF COURSE PARKING LOT & NORTH AVE.	-	-	-	-	-	-	262,566	-	262,566	-	-	-	-	-	-
TBD-632161	WP057901 - SPORTS COMPLEX ROAD REPLACEMENT - RYAN RD TO COMPLEX	-	-	-	-	-	-	37,000	-	37,000	-	-	-	370,000	-	370,000
TBD-637473	WP057801 - GRANT SERVICE EMPLOYEE RESTROOM RENOVATION	-	-	-	-	-	-	-	-	-	300,000	-	300,000	-	-	-
TBD-640129	TBD - CANNON PARK BATHHOUSE - ADA ACCESSIBLE (ELECTION COMMISSION)	-	-	-	-	-	-	-	-	-	100,000	-	100,000	-	-	-
TBD-642830	PROGRAM PLACEHOLDER (FOR OUT-YEARS 2 - 5) - PARKS ADA ACCESS IMPROVEMENT	-	-	-	250,000	-	250,000	-	-	-	250,000	-	250,000	-	-	-
TBD-648043	TBD - PARKWAY CONVERSION TO BICYCLE & PEDESTRIAN TRAIL	-	-	-	-	-	-	-	-	-	-	-	-	2,750,000	-	2,750,000
TBD-669667	WP059401 - NOYES INDOOR POOL RESTROOM RENOVATION	-	-	-	-	-	-	-	-	-	500,000	-	500,000	-	-	-
TBD-671137	WP064801 - ESTABROOK DAM PARKING LOT ELIMINATION	-	-	-	-	-	-	17,000	-	17,000	-	-	-	170,000	-	170,000
TBD-687003	WP059001 - WHITNALL PARK RD RPLCMNT-PLAY AREA TO LILAC LN	-	-	-	-	-	-	-	-	-	47,000	-	47,000	470,000	-	470,000
TBD-694068	TBD - OAK LEAF TRAIL - 94TH TO 107TH	-	-	-	-	-	-	-	-	-	-	-	-	295,856	-	295,856

2024 - 2028 Capital Improvement Program

Project Code	Project Title	2024 Capital Budget			2025 Capital Budget			2026 Capital Budget			2027 Capital Budget			2028 Capital Budget		
		County	Non County	Total	County	Non County	Total	County	Non County	Total	County	Non County	Total	County	Non County	Total
TBD-696021	NOYES INDOOR POOL CLERESTORY WINDOW REPLACEMENT	-	-	-	-	-	-	200,000	-	200,000	-	-	-	-	-	-
TBD-709664	TBD - OLT NW SIDE TRAIL - EAST WEST RAIL TRAIL	-	-	-	100,000	-	100,000	-	-	-	-	-	-	-	-	-
TBD-710153	TBD - MCKINLEY PARK (MARING) PARKING LOT - SAILING CENTER BOAT STORAGE	-	-	-	-	-	-	-	-	-	583,062	-	583,062	-	-	-
TBD-710383	TBD - PARKS FIELD INVENTORY & CONSOLIDATON STUDY	-	-	-	-	-	-	125,000	-	125,000	-	-	-	-	-	-
TBD-711878	WP051701 - Noyes Park Hard Surfaces	-	-	-	1,189,990	-	1,189,990	-	-	-	-	-	-	-	-	-
TBD-712769	TBD - PARK PEDESTRIAN BRIDGES REPLACEMENT (CEASAR 1, ESB TRAIL #2 JACKSON ZABLOCKI PAVILION/WARNIMO	-	-	-	-	-	-	-	-	-	-	-	-	540,000	-	540,000
TBD-715626	NT GOLF OFFICE/WIS. AVE OFFICE RENEWAL	-	-	-	-	-	-	-	-	-	-	-	-	125,000	-	125,000
TBD-721366	TBD - WILSON PARK RECREATION CENTER MULTI-PURPOSE ROOM	-	-	-	-	-	-	550,000	-	550,000	-	-	-	-	-	-
TBD-722712	WP063301 - HALES CORNERS WADING POOL REHABILITATION	-	-	-	-	-	-	250,000	-	250,000	-	-	-	-	-	-
TBD-725736	PROGRAM PLACEHOLDER (FOR OUT-YEARS 2 - 5) - WIFI INSTALLATION	-	-	-	-	-	-	100,000	-	100,000	-	-	-	-	-	-
TBD-726038	WP034401 - REPLACEMENT INCANDESCENT WITH HPS	-	-	-	120,000	-	120,000	-	-	-	938,941	-	938,941	-	-	-

2024 - 2028 Capital Improvement Program

Project Code	Project Title	2024 Capital Budget			2025 Capital Budget			2026 Capital Budget			2027 Capital Budget			2028 Capital Budget		
		County	Non County	Total	County	Non County	Total	County	Non County	Total	County	Non County	Total	County	Non County	Total
TBD-727751	LINCOLN BLATZ - NEW AC AND UPGRADE ELECTRICAL	-	-	-	-	-	-	-	-	-	300,000	-	300,000	-	-	-
TBD-729650	WP058301 - ESTABROOK SOUTH (EAST OF DRIVE) PARKING LOT REPLACEMENT	-	-	-	-	-	-	26,000	-	26,000	-	-	-	260,000	-	260,000
TBD-747529	TBD - WHITNALL VISITORS CENTER ROOF REPLACEMENT	-	-	-	-	-	-	-	-	-	200,000	-	200,000	-	-	-
TBD-751499	WP059301 - HONEY CREEK PARKWAY ROAD REPLACEMENT 60TH TO 70TH	-	-	-	-	-	-	-	-	-	136,000	-	136,000	-	-	-
TBD-753820	TBD - OLT NW SIDE TRAIL - LINCOLN CREEK EXTENSION SOUTH	-	-	-	100,000	-	100,000	-	-	-	-	-	-	-	-	-
TBD-770085	WP041801 - LINCOLN PARK WALKWAYS	-	-	-	-	-	-	-	-	-	120,000	-	120,000	-	-	-
TBD-771194	TBD - LAFOLLETTE PARK TENNIS REPLACEMENT	-	-	-	345,000	-	345,000	-	-	-	-	-	-	-	-	-
TBD-772643	WP052801 - GRANT PARK PAVEMENT REPLACEMENT	-	-	-	203,000	-	203,000	-	-	-	2,030,000	-	2,030,000	-	-	-
TBD-773328	KINNICKINNIC PARKWAY PHASE 4	-	-	-	-	-	-	-	-	-	270,000	-	270,000	-	-	-
TBD-775494	TBD - SHERMAN PARK WALKWAY REPLACEMENT	-	-	-	400,000	-	400,000	-	-	-	-	-	-	-	-	-
TBD-777178	WP057501 - ESTABROOK CENTRAL (WEST OF DRIVE) PARKING LOT REPLACEMENT	-	-	-	-	-	-	-	-	-	69,000	-	69,000	690,000	-	690,000

2024 - 2028 Capital Improvement Program

Project Code	Project Title	2024 Capital Budget			2025 Capital Budget			2026 Capital Budget			2027 Capital Budget			2028 Capital Budget		
		County	Non County	Total	County	Non County	Total	County	Non County	Total	County	Non County	Total	County	Non County	Total
TBD-779702	TBD - PULASKI / CUDAHY / RAWSON / FROEMMING PARK WALKWAY REPLACEMENT	-	-	-	119,542	-	119,542	-	-	-	159,814	-	159,814	-	-	-
TBD-796313	TBD - LINCOLN MEMORIAL DRIVE - REHABILITATION	-	-	-	-	-	-	-	-	-	400,000	-	400,000	-	-	-
TBD-796424	TBD - Underwood Creek OLT Trail (100th- 115th)	-	-	-	-	-	-	75,000	-	75,000	-	-	-	600,000	-	600,000
TBD-797360	TBD - HOLLER PARK/UNDERWOOD CREEK BASKETBALL REPLACEMENT	-	-	-	-	-	-	-	-	-	-	-	-	160,000	-	160,000
TBD-798307	WP057401 - PARK & PKWY LIGHTING UPGRADE & RETROFIT	-	-	-	-	-	-	123,601	-	123,601	938,941	-	938,941	-	-	-
TBD-799115	WP055101 - PULASKI PARK PAVILION EXTERIOR IMPROVEMENTS	-	-	-	-	-	-	158,900	-	158,900	-	-	-	708,871	-	708,871
TBD-800102	OAKWOOD CLUBHOUSE HVAC REPLACEMENT	-	-	-	-	-	-	55,000	-	55,000	-	-	-	550,000	-	550,000
TBD-812934	DOG PARK PLANNING	-	-	-	-	-	-	200,000	-	200,000	-	-	-	-	-	-
TBD-829187	TBD - OAK CREEK PARKWAY WALKWAY REPLACEMENT	-	-	-	-	-	-	-	-	-	1,558,975	-	1,558,975	-	-	-
TBD-833814	TBD - MILWAUKEE RIVER PARKWAY WALKWAY REPLACEMENT	-	-	-	-	-	-	-	-	-	288,322	-	288,322	-	-	-
TBD-837327	NOYES POOL PLANNING	-	-	-	-	-	-	-	-	-	200,000	-	200,000	-	-	-

2024 - 2028 Capital Improvement Program

Project Code	Project Title	2024 Capital Budget			2025 Capital Budget			2026 Capital Budget			2027 Capital Budget			2028 Capital Budget		
		County	Non County	Total	County	Non County	Total	County	Non County	Total	County	Non County	Total	County	Non County	Total
TBD-840096	KOSCIUSZKO PLAYGROUND REPLACEMENT #1 (AQUATIC CENTER)	-	-	-	-	-	-	180,000	-	180,000	-	-	-	-	-	-
TBD-843133	TBD - COOPER PARK WADING POOL SAND, FENCE & SPLASH PAD UPGRADE	-	-	-	-	-	-	-	-	-	320,000	-	320,000	-	-	-
TBD-851360	WP075001 - BENDER PARK ROAD to Boat Launch Replacement	-	-	-	2,307,920	-	2,307,920	-	-	-	-	-	-	-	-	-
TBD-858653	TBD - LAFOLLETTE PARK BASKETBALL REPLACEMENT	-	-	-	-	-	-	160,000	-	160,000	-	-	-	-	-	-
TBD-859650	WP064401 - LINCOLN GOLF PARKING LOT REPLACEMENT	-	-	-	-	-	-	42,000	-	42,000	-	-	-	420,000	-	420,000
TBD-871038	TBD - ROOT RIVER PARKWAY REPLACEMENT CLEVELAND TO OKLAHOMA (EAST SIDE OF RIVER	-	-	-	-	-	-	150,000	-	150,000	-	-	-	1,150,000	-	1,150,000
TBD-874864	TBD - KINNICKINNIC RIVER PARKWAY REPLACEMENT 29TH ST. TO 31ST ST.	-	-	-	-	-	-	-	-	-	191,321	-	191,321	-	-	-
TBD-892075	TBD - PARKS AQUATICS STUDY IMPLEMENTATION	-	-	-	100,000	-	100,000	-	-	-	-	-	-	-	-	-
TBD-895916	TBD - KINNICKINNIC RIVER PARKWAY REPLACEMENT 57TH ST. TO 60TH ST.	-	-	-	-	-	-	305,834	-	305,834	-	-	-	-	-	-
TBD-897574	KK SIMMONS PARKING LOT REPLACEMENT	-	-	-	-	-	-	46,000	-	46,000	-	-	-	460,000	-	460,000
TBD-908956	TBD - GREENFIELD PARK REPLACEMENT 116TH ST. ENTRANCE TO PARKING LOT PICNIC AREAS 1 & 5	-	-	-	-	-	-	206,974	-	206,974	-	-	-	-	-	-

2024 - 2028 Capital Improvement Program

Project Code	Project Title	2024 Capital Budget			2025 Capital Budget			2026 Capital Budget			2027 Capital Budget			2028 Capital Budget		
		County	Non County	Total	County	Non County	Total	County	Non County	Total	County	Non County	Total	County	Non County	Total
TBD-916746	WP058901 - WHITNALL PARK RD RPLCMNT-WHITNALL WAY AND 92ND ST	-	-	-	69,000	-	69,000	-	-	-	690,000	-	690,000	-	-	-
TBD-922702	WP074101 - SCHULZ AQUATIC POOL GRATES	-	-	-	-	-	-	428,230	-	428,230	-	-	-	-	-	-
TBD-922763	KLETZSCH OVERLOOK, PORTAGE & ADA ACCESS	-	-	-	-	-	-	1,000,000	-	1,000,000	-	-	-	-	-	-
TBD-926236	TBD - OAK LEAF TRAIL - BETWEEN THE NORTH ENTRANCE TO LAKE PARK AND THE NEWBERRY BLVD ENTRANCE	-	-	-	-	-	-	-	-	-	-	-	-	152,614	-	152,614
TBD-934352	KK-SPORTS RESTROOM RENOVATION	-	-	-	-	-	-	300,000	-	300,000	-	-	-	-	-	-
TBD-936502	TBD - ZABLOCKI PARK PARKING LOT-PAVILION	-	-	-	-	-	-	-	-	-	-	-	-	455,715	-	455,715
TBD-943038	WP059801 - DRETZKA PARK LIGHTING REPLACEMENT	-	-	-	-	-	-	300,000	-	300,000	-	-	-	-	-	-
TBD-943686	TBD - CURRIE DEA RENOVATION - RE - GRADE, PAVE ENTRANCE TB WALKING PATHS & DRAINAGE	-	-	-	-	-	-	120,000	-	120,000	-	-	-	-	-	-
TBD-959859	TBD - KLETZSCH PARK REPLACEMENT GREEN BAY RD. TO PARK DRIVE	-	-	-	-	-	-	-	-	-	180,707	-	180,707	-	-	-

2024 - 2028 Capital Improvement Program

Project Code	Project Title	2024 Capital Budget			2025 Capital Budget			2026 Capital Budget			2027 Capital Budget			2028 Capital Budget		
		County	Non County	Total	County	Non County	Total	County	Non County	Total	County	Non County	Total	County	Non County	Total
WP078101	Oak Leaf Trail Modernization	999,610	2,665,620	3,665,230	-	-	-	-	-	-	-	-	-	-	-	-
WP078201	Oak Leaf Trail Hampshire Access	-	-	-	489,476	1,305,244	1,794,720	-	-	-	-	-	-	-	-	-
WP078301	Kosciuszko Community Center – Roof and Skylights	-	-	-	145,000	145,000	-	1,129,390	-	1,129,390	-	-	-	-	-	-
WP078401	Kosciuszko Community Center – Facade and Entrance	62,230	-	62,230	486,190	-	486,190	-	-	-	-	-	-	-	-	-
WP078501	Doyme Park Redesign Study	-	-	-	188,490	-	188,490	1,474,580	-	1,474,580	-	-	-	-	-	-
WP078601	Southside Dog Exercise Area Study	-	-	-	75,000	-	75,000	-	-	-	-	-	-	-	-	-
WP078701	Parks South Region Roof Replacements	-	-	-	707,830	-	707,830	4,746,090	-	4,746,090	-	-	-	-	-	-
WP078801	Park Bridges – Repairs and Replacements – Phase 3	724,040	-	724,040	-	-	-	-	-	-	-	-	-	-	-	-
WP078901	Lake Park Ravine Drive Replacement	-	-	-	482,590	-	482,590	3,775,600	-	3,775,600	-	-	-	-	-	-
WP079001	Scout Lake Parking Lot	92,630	-	92,630	-	-	-	724,560	-	724,560	-	-	-	-	-	-
WP079301	LaFollette Park Court and Site Improvements	-	-	-	132,470	-	132,470	1,036,220	-	1,036,220	-	-	-	-	-	-

2024 - 2028 Capital Improvement Program

		2024 Capital Budget			2025 Capital Budget			2026 Capital Budget			2027 Capital Budget			2028 Capital Budget		
Project Code	Project Title	County	Non County	Total	County	Non County	Total	County	Non County	Total	County	Non County	Total	County	Non County	Total
Dept PARKS DEPARTMENT Total:		22,234,745	2,665,620	24,900,365	58,012,530	1,450,244	59,172,774	113,173,150	12,374,190	125,547,340	50,556,120	-	50,556,120	32,625,286	-	32,625,286
ZOOLOGICAL DEPARTMENT																
TBD-139085	Apes & Primates AC	-	-	-	-	-	-	1,035,000	-	1,035,000	-	-	-	-	-	-
TBD-184105	Underground Voltage Feeder	-	-	-	-	-	-	-	-	-	1,000,000	-	1,000,000	-	-	-
TBD-626559	Design Funds for Primates Refresh	-	-	-	-	-	-	-	-	-	1,000,000	1,000,000	2,000,000	-	-	-
TBD-877954	New Tropics Building	-	-	-	-	-	-	1,000,000	1,000,000	2,000,000	-	-	-	20,000,000	20,000,000	40,000,000
TBD-918287	Zoofari Roof Replacement	-	-	-	-	-	-	600,000	-	600,000	-	-	-	-	-	-
TBD-993422	Demo Oceans Pool Area for Staff Parking	-	-	-	200,000	-	200,000	-	-	-	-	-	-	-	-	-
WZ014101	Adventure Africa - Rhinos	6,961,116	5,513,122	12,474,238	9,248,410	-	9,248,410	-	-	-	-	-	-	-	-	-
WZ017401	ZOO FRONT ENTRANCE-ADMISSIONS RECONFIGURATION	-	-	-	1,737,050	-	1,737,050	-	-	-	12,891,160	-	12,891,160	-	-	-
WZ020101	Watermain Pipe Replacement - Zoo Grounds	-	-	-	3,269,350	-	3,269,350	3,000,000	-	3,000,000	-	-	-	-	-	-

2024 - 2028 Capital Improvement Program

Project Code	Project Title	2024 Capital Budget			2025 Capital Budget			2026 Capital Budget			2027 Capital Budget			2028 Capital Budget		
		County	Non County	Total	County	Non County	Total	County	Non County	Total	County	Non County	Total	County	Non County	Total
	Dept ZOOLOGICAL DEPARTMENT Total:	6,961,116	5,513,122	12,474,238	14,454,810	-	14,454,810	5,635,000	1,000,000	6,635,000	14,891,160	1,000,000	15,891,160	20,000,000	20,000,000	40,000,000
	Total Funding by Year:	91,661,064	34,349,899	126,010,963	211,433,174	37,221,131	248,654,305	285,104,664	68,933,945	354,038,609	623,311,793	14,240,000	637,551,793	119,880,935	43,184,383	163,065,318
	Total Projects by Year:		75			219			192			126		110		

This table reflects 2024 BUDGET appropriations while out years represent anticipated or planned projects. Appropriations have only been made for the 2024 BUDGET year. Any 2024 requested projects NOT included in the 2024 are rolled into the following planning year.

THIS PAGE INTENTIONALLY
LEFT BLANK

CAPITAL IMPROVEMENT COMMITTEE

ADVISORY REPORT



**MILWAUKEE
COUNTY**

2024 ADOPTED CAPITAL BUDGET

THIS PAGE INTENTIONALLY
LEFT BLANK

COUNTY OF MILWAUKEE
Inter-Office Communication

DATE: August 21, 2023

TO: Marcelia Nicholson, Chairwoman, Milwaukee County Board of Supervisors
David Crowley, County Executive

FROM: Scott B. Manske, Capital Improvements Committee Chairman

SUBJECT: 2024 - 2028 Capital Improvements Projects

Pursuant to Chapter 36 of the Milwaukee County Code of General Ordinances, the Capital Improvements Committee (CIC) is to review departmental requests for capital improvements, establish a priority for each capital project based upon established criteria, and develop a countywide Five-Year Capital Improvements Plan (5YR CIP).

At its meeting on August 17, 2023, the CIC recommended the attached 2024 - 2028 5YR CIP including:

- Airport projects totaling \$12.9 million (pgs. 1 - 8), which will be separately financed with airport rates and charges.¹
- Non-Airport projects totaling \$58.7 million (\$46.9 million of bonds and \$11.8 million of cash) are recommended for inclusion in the 2024 capital budget.² Projects NOT recommended for inclusion in the 2024 budget total \$85.1 million (\$47.2 million of bonds and \$37.9 million of cash). The funding detail is included on pages 13 - 30. Items on pages 21 - 22 are recommended for inclusion in the bond financed 2024 capital budget. Items on pages 27 - 28 are recommended for inclusion in the cash financed 2024 capital budget.
- The 2025 - 2028 requested projects (Airport pgs. 9 - 12, Non-Airport pgs. 35 - 76) are listed in order of Department priority. Those future year requests significantly exceed anticipated available funding. Future CIC reviews will annually evaluate and recommend projects for each annual capital improvements budget.



Scott B. Manske
Capital Improvements Committee Chairman

¹ Airport capital projects are typically locally funded with general airport revenue bonds, airport reserves, and passenger facility charges. In this case, revenue bonds will not be issued as adequate reserves are available to cash fund the projects.

² County financing of non-airport capital projects is primarily provided from general obligation bonds/notes, and cash which comes from sales taxes, property tax levy, and vehicle registration fees.

TABLE OF CONTENTS

2024 DEPT REQUEST CAPITAL IMPROVEMENT PLAN_DOT-AIRPORT ONLY

I. DOT-AIRPORT..... 1 - 8

2024 - 2028 DEPT REQUEST CAPITAL IMPROVEMENT PLAN_DOT-AIRPORT ONLY

I. DOT-AIRPORT..... 9 - 12

2024 - 2028 DEPT REQUEST CAPITAL IMPROVEMENT PLAN_DOT-AIRPORT ONLY

I. SCORED PROJECT CASH/BOND SUMMARY..... 13 - 20
II. BOND FINANCED PROJECTS.....21 - 24
III. CASH FINANCED PROJECTS..... 25 - 30

2024 - 2028 DEPT REQUEST CAPITAL IMPROVEMENT PLAN_DOT-AIRPORT ONLY

I. 2025 PLANNING YEAR..... 35 - 42
II. 2026 PLANNING YEAR..... 43 - 56
III. 2027 PLANNING YEAR..... 57 - 66
IV. 2028 PLANNING YEAR..... 67 - 76

This Page Intentionally Left Blank

Airport Only (Revenue) Bond

This Page Intentionally Left Blank

Cash Financed Projects

DEPT: Airport Only

Mandated, Contractual, On-Going (FUNDED) 1 - 1:	1,385,000
HIGH-Not Mandated, Contractual, On-going (FUNDED) 2 - 9:	<u>1,392,682</u>
TOTAL Funded:	2,777,682

LOW Scored (NOT FUNDED) 0 - 0: 0

Alpha-Numeric Scoring

A1	56.9 - 48.1	B1	36.6 - 29.1	C1	18.8 - 15.2	D1	11.3 - 10.2	F1	7.4 - 3.7
A2	48.0 - 43.1	B2	29.0 - 24.1	C2	15.1 - 12.7	D2	10.1 - 8.9	F2	3.6 - 1
A3	43.0 - 36.7	B3	24.0 - 18.9	C3	12.6 - 11.3	D3	8.8 - 7.5	F3	0.9 - 0

Item #	REQ DEPT	DEPT RANK	Project Number	Project Name	Mandated	Contractual	Continuing	2024 County Financing	Cash/Bond Financing	A-F ADJ Grading	A-F Grading	Sub-Project Continues into Out-Years?	2025	2026	2027	2028	Total Out-Year Costs
1	5039_AIRPORT	2	WA041101	MKE PARKING STRUCTURE TRAFFIC BEARING MEMBRANES (77, 89,02)			YES	\$1,385,000	CASH	C3	A1	YES	1,385,000	1,385,000	1,385,000	1,385,000	5,540,000
2	5039_AIRPORT	7	WA042701	MKE ARFF BUILDING OVERHEAD DOOR REPLACEMENT				\$694,530	CASH	C2	C2	NO	-	-	-	-	-
3	5039_AIRPORT	6	WA042901	MKE CRASH PHONE REPLACEMENT				\$116,590	CASH	C3	C3	YES	764,400	-	-	-	764,400
4	5039_AIRPORT	3	WA041301	MKE REHABILITATE BULLSEYE				\$94,738	CASH	C3	C3	YES	482,234	-	-	-	482,234
5	5039_AIRPORT	10	WA041401	MKE REHABILITATE GRE (GROUND RUN-UP ENCLOSURE) RAMP				\$29,313	CASH	D1	D1	YES	149,197	-	-	-	149,197
6	5039_AIRPORT	9	WA041701	MKE REHABILITATE TAXIWAY F (BETWEEN RUNWAY 19R AND TAXIWAY H)				\$22,595	CASH	D1	D1	YES	114,990	-	-	-	114,990
7	5039_AIRPORT	8	WA041901	MKE REHABILITATE TAXIWAY Y				\$32,286	CASH	D1	D1	YES	164,330	-	-	-	164,330
8	5039_AIRPORT	4	WA043201	MKE PARKING STRUCTURE PT ANCHORAGES				\$350,000	CASH	F1	F1	NO	-	-	-	-	-
9	5039_AIRPORT	5	WA043101	MKE GATE C12 FUEL PIT				\$52,630	CASH	F1	F1	NO	-	-	-	-	-
							Subtotal:	\$2,777,682					3,060,151	1,385,000	1,385,000	1,385,000	7,215,151

Notes:
 Airport submitted project as partially funded by revenue bonds (\$464,010) and Airport Development Fund-cash (\$52,630).

This Page Intentionally Left Blank

Airport Only Cash

This Page Intentionally Left Blank

(AIRPORT) Bond Financed Projects

DEPT: Airport Only

Mandated, Contractual, On-Going (FUNDED) 0 - 0:	0
HIGH-Not Mandated, Contractual, On-going (FUNDED) 1 - 2:	<u>8,902,900</u>
TOTAL Funded:	8,902,900
LOW Scored (NOT FUNDED) 0 - 0:	0

Alpha-Numeric Scoring

A1	56.9 - 48.1	B1	36.6 - 29.1	C1	18.8 - 15.2	D1	11.3 - 10.2	F1	7.4 - 3.7
A2	48.0 - 43.1	B2	29.0 - 24.1	C2	15.1 - 12.7	D2	10.1 - 8.9	F2	3.6 - 1
A3	43.0 - 36.7	B3	24.0 - 18.9	C3	12.6 - 11.3	D3	8.8 - 7.5	F3	0.9 - 0

Item #	REQ DEPT	DEPT RANK	Project Number	Project Name	Mandated	Contractual	Continuing	2024 County Financing	Cash/Bond Financing	A-F ADJ. Grading	A-F Grading	Sub-Project Continues into Out-Years?	2025	2026	2027	2028	Total Out-Year Costs
1	5039_AIRPORT	1	WA043301	MKE PASSENGER LOADING BRIDGE REPLACEMENT				\$8,438,890	BOND	C1	C1	NO	-	-	-	-	-
2	5039_AIRPORT	5	WA043101	MKE GATE C12 FUEL PIT				\$464,010	BOND	F1	F1	NO	-	-	-	-	-
					Subtotal:			\$8,902,900					-	-	-	-	-

Notes:
 Airport submitted project as partially funded by revenue bonds (\$464,010) and Airport Development Fund-cash (\$52,630).

This Page Intentionally Left Blank

Airport Only
5-Year CIP

This Page Intentionally Left Blank

			2024 Capital Budget				2025 Capital Budget				2026 Capital Budget				2027 Capital Budget				2028 Capital Budget				
Grand Total:			\$ 11,680,582	\$ 1,252,528	\$ 12,933,110	--	\$ 33,576,464	\$ 18,351,906	\$ 51,928,370	--	\$ 26,762,226	\$ 31,792,423	\$ 58,554,649	--	\$ 9,093,366	\$ -	\$ 9,093,366	--	\$ 14,011,213	\$ 18,664,383	\$ 32,675,596	--	
Dept	Project Code	Project Title	County	Non County	Total	Priority	County	Non County	Total	Priority	County	Non County	Total	Priority	County	Non County	Total	Priority	County	Non County	Total	Priority	
DOT - AIRPORT	TBD-000773	MKE PARKING STRUCTURE EXPANSION JOINT REPLACEMENT			\$ 902,727		\$ 902,727		11														
DOT - AIRPORT	TBD-056207	MKE VEHICLE/EQUIPMENT REPLACEMENT			\$ 1,600,000		\$ 1,600,000		12														
DOT - AIRPORT	TBD-060834	MKE REMOVE RUNWAY 1R/19L (NORTH OF TAXIWAY W)			\$ 91,200		\$ 638,400	\$ 729,600	9	\$ 559,154	\$ 3,914,076	\$ 4,473,230	1										
DOT - AIRPORT	TBD-113982	MKE CAR RENTAL CAR LOBBY RENOVATION			\$ 243,447		\$ 243,447	\$ 243,447	25	\$ 1,217,237		\$ 1,217,237	12										
DOT - AIRPORT	TBD-124825	MKE TICKETING REMODEL			\$ 2,711,214		\$ 2,711,214	\$ 2,711,214	1														
DOT - AIRPORT	TBD-168135	MKE NOISE STUDY								\$ 236,900	\$ 2,132,100	\$ 2,369,000	11										
DOT - AIRPORT	TBD-173860	MKE CONCOURSE D ROOF REPLACEMENT			\$ 2,522,478		\$ 4,742,722	\$ 7,265,200	2														
DOT - AIRPORT	TBD-184463	MKE PARKING STRUCTURE MOVING WALKWAY MODERNIZATION			\$ 218,545		\$ 218,545	\$ 218,545	29	\$ 2,251,017		\$ 2,251,017	18										
DOT - AIRPORT	TBD-189543	MKE REHABILITATE TAXIWAY A3 SOUTH OF RUNWAY 7R			\$ 200,616		\$ 1,404,314	\$ 1,604,930	10														
DOT - AIRPORT	TBD-198894	MKE CONCOURSE C AND D EXIT LANE SECURITY DOORS															\$ 597,026		\$ 597,026			7	
DOT - AIRPORT	TBD-222517	MKE NORTH APRON REHAB			\$ 24,249		\$ 169,744	\$ 193,993	27	\$ 202,983	\$ 1,420,878	\$ 1,623,861	17										
DOT - AIRPORT	TBD-269860	MKE EMPLOYEE PARKING LOT REPLACEMENT								\$ 1,507,701		\$ 1,507,701	13										
DOT - AIRPORT	TBD-288256	MKE OBSTRUCTION REMOVAL			\$ 251,810		\$ 251,810	\$ 251,810	5														
DOT - AIRPORT	TBD-348731	MKE SURFACE LOT REHAB								\$ 1,781,828		\$ 1,781,828	14										
DOT - AIRPORT	TBD-405557	MWC EAST ENTRANCE ROAD RECONSTRUCTION/RELOCATION															\$ 9,474	\$ 180,008	\$ 189,482			6	
DOT - AIRPORT	TBD-444415	MKE WATER MAIN INSTALLATION CONCOURSE D TO C															\$ 126,677		\$ 126,677			5	
DOT - AIRPORT	TBD-466848	MKE CAR RENTAL BATHROOMS			\$ 69,556		\$ 69,556	\$ 69,556	24	\$ 347,782		\$ 347,782	15										
DOT - AIRPORT	TBD-515533	MKE COUNTY FUEL BASED INFRASTRUCTURE			\$ 3,500,000		\$ 3,500,000	\$ 3,500,000	31														
DOT - AIRPORT	TBD-516042	MWC MAKE-UP AIR UNITS			\$ 787,310		\$ 787,310	\$ 787,310	23														
DOT - AIRPORT	TBD-527896	MKE SUPER SAVER LOT A REHAB								\$ 3,468,365		\$ 3,468,365	16										
DOT - AIRPORT	TBD-530013	MKE NORTH AIRFIELD TAXIWAY GEOMETRY IMPROVEMENTS (REMOVE 13/31 AND REMOVE TAXIWAY G AND U)			\$ 216,236		\$ 1,513,653	\$ 1,729,889	3	\$ 1,324,827	\$ 9,273,788	\$ 10,598,615	2										
DOT - AIRPORT	TBD-531973	MKE RELOCATE TAXIWAY M HIGH-SPEED EXIT - RECONSTRUCT			\$ 117,841		\$ 824,888	\$ 942,729	13	\$ 721,985	\$ 5,053,892	\$ 5,775,877	3										
DOT - AIRPORT	TBD-545275	MKE SNOW REMOVAL EQUIPMENT REPLACEMENT			\$ 914,638		\$ 914,638	\$ 914,638	4	\$ 1,273,388		\$ 1,273,388	5										
DOT - AIRPORT	TBD-573119	MKE FUEL FARM ROADWAY RECONSTRUCT			\$ 2,394,299		\$ 2,394,299	\$ 2,394,299	28														
DOT - AIRPORT	TBD-618246	MKE SOUTH AIRFIELD REHAB (RW 1L) AND RECONFIGURE SOUTH AIRFIELD TAXWAYS WORK								\$ 650,000	\$ 4,550,000	\$ 5,200,000	4				\$ 2,640,625	\$ 18,484,375	\$ 21,125,000			1	
DOT - AIRPORT	TBD-630411	MKE ARFF VEHICLE REPLACEMENT			\$ 3,278,181		\$ 3,278,181	\$ 3,278,181	14	\$ 787,856		\$ 787,856	7										
DOT - AIRPORT	TBD-680176	MKE ADMIN RECONFIGURATION AND REMODEL								\$ 2,865,520		\$ 2,865,520	6										
DOT - AIRPORT	TBD-703661	MKE REHABILITATE TAXIWAY F (BETWEEN RUNWAY 19R AND TAXIWAY H)			\$ 90,027		\$ 630,186	\$ 720,213	22														
DOT - AIRPORT	TBD-715440	MWC OBSTRUCTION REMOVAL			\$ 600,000		\$ 600,000	\$ 600,000	8														

			2024 Capital Budget				2025 Capital Budget				2026 Capital Budget				2027 Capital Budget				2028 Capital Budget			
Grand Total:			\$ 11,680,582	\$ 1,252,528	\$ 12,933,110	--	\$ 33,576,464	\$ 18,351,906	\$ 51,928,370	--	\$ 26,762,226	\$ 31,792,423	\$ 58,554,649	--	\$ 9,093,366	\$ -	\$ 9,093,366	--	\$ 14,011,213	\$ 18,664,383	\$ 32,675,596	--
Dept	Project Code	Project Title	County	Non County	Total	Priority	County	Non County	Total	Priority	County	Non County	Total	Priority	County	Non County	Total	Priority	County	Non County	Total	Priority
DOT - AIRPORT	TBD-744174	PROGRAM PLACEHOLDER (FOR OUT-YEARS 2 - 5) - MKE PASSENGER LOADING BRIDGE REPLACEMENT					\$ 5,245,090	\$ 5,245,090	\$ 10,490,180	15	\$ 5,402,442		\$ 5,402,442	8	\$ 5,564,516		\$ 5,564,516	1	\$ 5,731,451		\$ 5,731,451	2
DOT - AIRPORT	TBD-754595	MKE CONCOURSE D FLOOR REPLACEMENT (HIGH TRAFFIC AREAS)															\$ 3,520,960		\$ 3,520,960		\$ 3,520,960	3
DOT - AIRPORT	TBD-780810	MKE ELEVATORS L AND N REPLACEMENT													\$ 2,143,850		\$ 2,143,850	2				
DOT - AIRPORT	TBD-805882	MKE REHABILITATE PAPA PAD					\$ 76,800	\$ 537,599	\$ 614,399	30												
DOT - AIRPORT	TBD-817927	MKE REHABILITATE TAXIWAY W, RUNWAY 1R/19L SOUTH OF TAXIWAY W, TAXIWAY S EAST OF 1L AND CONVERT RUNWAY 1R/19L SOUTH OF TAXIWAY W TO A TAXIWAY					\$ 130,869	\$ 916,081	\$ 1,046,950	16	\$ 778,241	\$ 5,447,689	\$ 6,225,930	9								
DOT - AIRPORT	TBD-971339	MKE REMOVE TAXIWAY A1 BETWEEN TAXIWAYS A AND B					\$ 85,580	\$ 599,060	\$ 684,640	17												
DOT - AIRPORT	TBD-974945	MKE COMBINED SOUTH MAINTENANCE FACILITY AHJ REPLACEMENT					\$ 4,243,600		\$ 4,243,600	21												
DOT - AIRPORT	WA041101	MKE PARKING STRUCTURE TRAFFIC BEARING MEMBRANES (77, 89, 02)	\$ 1,385,000		\$ 1,385,000	2	\$ 1,385,000		\$ 1,385,000	18	\$ 1,385,000		\$ 1,385,000	10	\$ 1,385,000		\$ 1,385,000	3	\$ 1,385,000		\$ 1,385,000	4
DOT - AIRPORT	WA041301	MKE REHABILITATE BULLSEYE	\$ 94,738	\$ 663,162	\$ 757,900	3	\$ 482,234	\$ 3,375,638	\$ 3,857,872	6												
DOT - AIRPORT	WA041401	MKE REHABILITATE GRE (GROUND RUN-UP ENCLOSURE) RAMP	\$ 29,313	\$ 205,197	\$ 234,510	10	\$ 149,197	\$ 1,044,383	\$ 1,193,580	26												
DOT - AIRPORT	WA041701	MKE REHABILITATE TAXIWAY F (BETWEEN RUNWAY 19R AND TAXIWAY H)	\$ 22,595	\$ 158,165	\$ 180,760	9	\$ 114,990	\$ 804,930	\$ 919,920	20												
DOT - AIRPORT	WA041901	MKE REHABILITATE TAXIWAY Y	\$ 32,286	\$ 226,004	\$ 258,290	8	\$ 164,330	\$ 1,150,310	\$ 1,314,640	19												
DOT - AIRPORT	WA042701	MKE ARFF BUILDING OVERHEAD DOOR REPLACEMENT	\$ 694,530		\$ 694,530	7																
DOT - AIRPORT	WA042901	MKE CRASH PHONE REPLACEMENT	\$ 116,590		\$ 116,590	6	\$ 764,400		\$ 764,400	7												
DOT - AIRPORT	WA043101	MKE GATE C12 FUEL PIT	\$ 516,840		\$ 516,840	5																
DOT - AIRPORT	WA043201	MKE PARKING STRUCTURE PT ANCHORAGES	\$ 350,000		\$ 350,000	4																
DOT - AIRPORT	WA043301	MKE PASSENGER LOADING BRIDGE REPLACEMENT	\$ 8,438,890		\$ 8,438,890	1																

Non-Airport Summary

This Page Intentionally Left Blank

2024 Scored Project Overview

DEPT: ALL (Excludes Airport)

Table 1: High Score/Funded Projects

	<u>High Scored Projects</u>	<u>2024 CAP</u>	<u>(OVER)/UNDER 2024 CAP</u>
BOND	46,854,667	\$47,193,777	339,110
CASH	11,798,444	\$11,798,444	0
TOTAL	58,653,111	58,992,221	339,110

Scored Projects

% BOND	% CASH
80%	20%

Table 2: Low Score/Non-Funded Projects

	<u>Low Scored Projects</u>
BOND	47,191,720
CASH	37,932,426
TOTAL	85,124,146

Scored Projects

% BOND	% CASH
55%	45%

Table 3: High + Low Scored Projects

	<u>Initial REOs (Meeting #1)</u>	<u>Updated-Scored Projects</u>	<u>2024 CAP</u>	<u>(OVER)/UNDER 2024 CAP</u>
BOND	133,785,344	94,046,387	47,193,777	(46,852,610)
CASH	43,665,583	49,730,870	11,798,444	(37,932,426)
TOTAL	177,450,927	143,777,257	58,992,221	(84,785,036)

Scored Projects

% BOND	% CASH
65%	35%

Update to Projects made AFTER CIC meeting #1 Report

	<u>Bond</u>	<u>Cash</u>	
WC027601 - NEW COUNTY CRIMINAL COURTHOUSE	0	(28,960,270)	<----Updated to reflect estimated design cost needs and spend over a multi-year period
WC027601 - NEW COUNTY CRIMINAL COURTHOUSE	(9,450,000)	9,450,000	<----Not Bond eligible, BOND updated to CASH
WC027601 - NEW COUNTY CRIMINAL COURTHOUSE	0	(6,446,170)	<----CIC Cmte amended project to reduce REQ from by \$6.45M from original REQ of \$9.45M
WC022701 - CH-ELEVATOR MODERNIZATION	5,000,000	0	<----Late Dept REQ due to life-safety emergency in late July
WY045606 - NEW DHHS ADMIN COGGS BUILDING	(2,159,390)	0	<----Updated to reflect revised scope from \$5.038M to \$2.2M
WP070701 - OLD LOOMIS ROAD RECONSTRUCTION	0	(335,270)	<----Withdrawn by REQ Dept
W0052401 - VETERANS GALLERY WINDOWS	0	(772,570)	<----Updated to reflect estimated design and assessment cost needs
WH024901 - SIGNAL IMPROVEMENTS S 76TH, S 92ND, W OKLAHOMA	(227,040)	227,040	<----Not Bond eligible, BOND updated to CASH
WH027501 - LAYTON AVE SIGNAL IMPROVEMENT 76TH TO 47TH	(24,800)	24,800	<----Not Bond eligible, BOND updated to CASH
WH027301 - LAYTON AVE SIGNAL IMPROVEMENT PINE TO PACKARD	(38,600)	38,600	<----Not Bond eligible, BOND updated to CASH
WH027401 - LINCOLN MEMORIAL DR SIGNAL IMPROVEMENT JUNEAU PARK TO WATER TOWER RD	(19,600)	19,600	<----Not Bond eligible, BOND updated to CASH
WP079901 - PARK WALKWAY REPLACEMENTS - PHASE 2	(57,700)	57,700	<----Not Bond eligible, BOND updated to CASH
WP074001 - KOSCIUSZKO COMMUNITY CENTER REHABILITATION	(4,867,250)	4,867,250	<----Not Bond eligible, BOND updated to CASH
WP054901 - BENDER BOAT LAUNCH REPAIR - RECONFIGURATION	(595,860)	595,860	<----Not Bond eligible, BOND updated to CASH
WH011501 - SIGNAL UPGRADES FOR IMPROVED EFFICIENCY-MOBILITY	200,000	(200,000)	<----Bond eligible, CASH updated to BOND
WR020201 - JAIL KEYWATCHER SYSTEM	129,287	(129,287)	<----Bond eligible, CASH updated to BOND
WP070602 - SOUTH SHORE BREAKWATER SOUTH SECTION	891,030	(891,030)	<----Bond eligible, CASH updated to BOND

WP074601 - COOPER PARK - PARKING LOT REDESIGN AND REPLACEMENT	110,060	(110,060)	<-----Bond eligible, CASH updated to BOND
WP076201 - PLAYGROUND RESURFACING PHASE 3	660,240	(660,240)	<-----Bond eligible, CASH updated to BOND
WP078301 - KOSCIUSZKO COMMUNITY CENTER - ROOF AND SKYLIGHTS	144,420	(144,420)	<-----Bond eligible, CASH updated to BOND
	<i>subtotal mod:</i> (10,305,203)	(23,368,467)	
	+	+	
<i>Cash/Bond from CIC Meeting #1</i>	133,785,344	43,665,583	
	=	=	
	<i>Updated Amounts: 123,480,141</i>	<i>20,297,116</i>	

Other Updates Made After CIC Meeting #1 -- Updates Do Not affect the Cash or Bond Amounts From Original Report

*Added to Continuing-Ongoing Category

WP070602 - SOUTH SHORE BREAKWATER SOUTH SECTION

WP070603 - SOUTH SHORE BREAKWATER NORTH SECTION - PHASE 2

This Page Intentionally Left Blank

Non-Airport Bonds

This Page Intentionally Left Blank

Bond Financed Projects

DEPT: Excludes Airport		8-17-23 CIC Amendment to Scored Report		Alpha-Numeric Scoring																																			
Mandated, Contractual, On-Going (FUNDED):	26,883,240	Remove from Funding---->		<table border="1"> <tr> <td>A1</td><td>56.9 - 48.1</td> <td>B1</td><td>36.6 - 29.1</td> <td>C1</td><td>18.8 - 15.2</td> <td>D1</td><td>11.3 - 10.2</td> <td>F1</td><td>7.4 - 3.7</td> </tr> <tr> <td>A2</td><td>48.0 - 43.1</td> <td>B2</td><td>29.0 - 24.1</td> <td>C2</td><td>15.1 - 12.7</td> <td>D2</td><td>10.1 - 8.9</td> <td>F2</td><td>3.6 - 1</td> </tr> <tr> <td>A3</td><td>43.0 - 36.7</td> <td>B3</td><td>24.0 - 18.9</td> <td>C3</td><td>12.6 - 11.3</td> <td>D3</td><td>8.8 - 7.5</td> <td>F3</td><td>0.9 - 0</td> </tr> </table>						A1	56.9 - 48.1	B1	36.6 - 29.1	C1	18.8 - 15.2	D1	11.3 - 10.2	F1	7.4 - 3.7	A2	48.0 - 43.1	B2	29.0 - 24.1	C2	15.1 - 12.7	D2	10.1 - 8.9	F2	3.6 - 1	A3	43.0 - 36.7	B3	24.0 - 18.9	C3	12.6 - 11.3	D3	8.8 - 7.5	F3	0.9 - 0
A1	56.9 - 48.1	B1	36.6 - 29.1	C1	18.8 - 15.2	D1	11.3 - 10.2	F1	7.4 - 3.7																														
A2	48.0 - 43.1	B2	29.0 - 24.1	C2	15.1 - 12.7	D2	10.1 - 8.9	F2	3.6 - 1																														
A3	43.0 - 36.7	B3	24.0 - 18.9	C3	12.6 - 11.3	D3	8.8 - 7.5	F3	0.9 - 0																														
HIGH-Not Mandated, Contractual, On-going (FUNDED):	<u>19,971,427</u>	A_Remove funding for items 3, 10, 11, 21																																					
TOTAL Funded - Items Above RED DASHED LINE:	46,854,667	Add to Funding----> Items																																					
(OVER) / UNDER \$47,193,777 BOND CAP:	339,110	A_Add funding for items 30, 31, 38, 57																																					
LOW Scored (NOT FUNDED) - Items Below RED DASHED LINE:	47,191,720																																						

Item #	REQ DEPT	DEPT RANK	Project Number	Project Name	Mandated	Contractual	Continuing	2024 County Financing	Cash/Bond Financing	A-F ADJ Grading	A-F Grading	Sub-Project Continues into Out-Years?	2025	2026	2027	2028	Total Out-Year Costs
1	5725_DAS-FMD	2	WC022701	CH - ELEVATOR MODERNIZATION			YES	\$5,000,000	BOND	B3	A1	NO	-	-	-	-	-
2	5725_DAS-FMD	1	WY045606	NEW DHHS ADMIN COGGS BUILDING			YES	\$2,879,370	BOND	B3	A1	NO	-	-	-	-	-
4	9551_ZOO	2	WZ014101	ADVENTURE AFRICA - RHINOS			YES	\$6,961,116	BOND	C1	A1	YES	9,248,575	-	-	-	9,248,575
5	5093_TRANSPORTATION SERVICES	4	WH025501	SIGNAL AT FOREST HOME AVE & SPEEDWAY DR INTERSEC		YES	YES	\$80,866	BOND	C1	A1	NO	-	-	-	-	-
6	9010_PARKS	5	WP037201	MCKINLEY PARK FLUSHING CHANNEL			YES	\$2,977,900	BOND	C1	A1	NO	-	-	-	-	-
7	5093_TRANSPORTATION SERVICES	15	WH026701	W. SILVER SPRING DR (CTH EE)-N. 124TH ST. TO W. APPLETON AVE		YES	YES	\$130,000	BOND	C1	A1	YES	130,000	1,890,000	-	-	2,020,000
8	5093_TRANSPORTATION SERVICES	3	WH025601	SIGNAL AT RAWSON AVE INTRSCOTNS 68TH, 51ST, 31ST		YES	YES	\$392,787	BOND	C1	A1	NO	-	-	-	-	-
9	5093_TRANSPORTATION SERVICES	1	WH001022	S. 13TH ST -W PUETZ TO DREXEL		YES	YES	\$1,344,000	BOND	C2	A1	NO	-	-	-	-	-
12	5093_TRANSPORTATION SERVICES	5	WH024701	RECONSTRUCT CTH BB - S. 13TH ST. TO S HOWELL AVE.		YES	YES	\$197,000	BOND	C2	A1	YES	2,084,000	-	-	-	2,084,000
13	5093_TRANSPORTATION SERVICES	14	WH027901	SIGNAL AT LAYTON AVE INTERSECTIONS 84TH, 68TH, NICHOLSON		YES		\$27,151	BOND	C2	A1	YES	-	161,262	-	-	161,262
14	5725_DAS-FMD	6	WS012401	SEC YOUTH FAC			YES	\$3,359,310	BOND	C3	A1	NO	-	-	-	-	-
15	5093_TRANSPORTATION SERVICES	7	WH026201	N. TEUTONIA AVE (CTH D)-N. 43RD ST. (CTH G)-W. BRADLEY RD		YES		\$500,000	BOND	C3	A1	YES	440,000	2,528,668	-	-	2,968,668
16	5093_TRANSPORTATION SERVICES	12	WH027601	W LAYTON AVE BRIDGE B-40-0163 OVER W FOREST HOME AVE (STH 24)		YES		\$40,000	BOND	D1	A1	YES	-	400,000	-	-	400,000
17	5093_TRANSPORTATION SERVICES	13	WH027701	HONEY CREEK DR BRIDGE P-40-0570 OVER HONEY CREEK		YES		\$40,000	BOND	D2	A1	YES	-	170,000	-	-	170,000
18	5093_TRANSPORTATION SERVICES	6	WH026001	S 76TH ST. (CTH U)-S. COUNTY LINE RD. TO S. CREEK VIEW CT.		YES	YES	\$600,000	BOND	D2	A1	YES	6,032,833	-	-	-	6,032,833
19	5093_TRANSPORTATION SERVICES	8	WH026301	W. BELOIT RD. (CTH T)-S. 108TH ST. TO W. OKLAHOMA AVE.		YES	YES	\$650,000	BOND	D2	A1	YES	-	3,231,186	-	-	3,231,186
20	9010_PARKS	1	WP074901	OAK LEAF TRAIL EXTENSION - KOHL PARK CONNECTION			YES	\$297,190	BOND	D1	A1	NO	-	-	-	-	-
22	9010_PARKS	2	WP074801	OAK LEAF TRAIL CONNECTIVITY - BENDER PARK			YES	\$373,110	BOND	F1	A1	NO	-	-	-	-	-
23	5741_DAS-ENV	2	WV004101	OAK CREEK SKATE LIFT STATION			YES	\$1,033,440	BOND	F1	A1	NO	-	-	-	-	-
24	5605_TRANSIT	3	WT016801	BUS LIFTS (2) - KK SITE - MAINT BUILDING				\$967,090	BOND	B2	B2	NO	-	-	-	-	-

Bond Financed Projects

DEPT: Excludes Airport		8-17-23 CIC Amendment to Scored Report		Alpha-Numeric Scoring					
Mandated, Contractual, On-Going (FUNDED):	26,883,240	Remove from Funding---->							
HIGH-Not Mandated, Contractual, On-going (FUNDED):	<u>19,971,427</u>	A_Remove funding for items 3, 10, 11, 21							
TOTAL Funded - Items Above RED DASHED LINE:	46,854,667	Add to Funding----> Items							
(OVER) / UNDER \$47,193,777 BOND CAP:	339,110	A_Add funding for items 30, 31, 38, 57							
LOW Scored (NOT FUNDED) - Items Below RED DASHED LINE:	47,191,720								

Item #	REQ DEPT	DEPT RANK	Project Number	Project Name	Mandated	Contractual	Continuing	2024 County Financing	Cash/Bond Financing	A-F ADJ Grading	A-F Grading	Sub-Project Continues into Out-Years?	2025	2026	2027	2028	Total Out-Year Costs
25	8110_DHHS	1	WD020201	WOW UNDERWOOD - NEW SPLASH PAD				\$31,000	BOND	D2	D2	YES	-	500,000	-	-	500,000
26	8110_DHHS	2	WD020301	WOW GRANT - NEW SPLASH PAD				\$31,000	BOND	F1	F1	YES	-	500,000	-	-	500,000
30	9551_ZOO	1	WZ017401	ZOO FRONT ENTRANCE-ADMISSIONS RECONFIGURATION				\$1,737,050	BOND	B2	B2	YES	-	12,891,160	-	-	12,891,160
31	5605_TRANSIT	1	WT017101	BUS REPLACEMENT PROGRAM - 2024				\$4,200,000	BOND	B3	B3	NO	-	-	-	-	-
38	5300_FLEET MANAGEMENT	1	WF061201	COUNTYWIDE VEHICLE AND EQUIPMENT REPLACEMENT - 2024				\$12,876,000	BOND	C1	C1	NO	-	-	-	-	-
57	4002_SHERIFF	7	WR020201	JAIL KEYWATCHER SYSTEM				\$129,287	BOND	C3	C3	NO	-	-	-	-	-
3	9010_PARKS	8	WP070602	SOUTH SHORE BREAKWATER SOUTH SECTION			YES	\$891,030	BOND	C1	A1	YES	13,923,680	-	-	-	13,923,680
10	9010_PARKS	7	WP070603	SOUTH SHORE BREAKWATER NORTH SECTION - PHASE 2			YES	\$14,854,700	BOND	C2	A1	NO	-	-	-	-	-
11	4002_SHERIFF	9	WO020001	TRAINING ACADEMY AND PARKING LOT REPLACEMENT			YES	\$2,030,660	BOND	C2	A1	NO	-	-	-	-	-
21	9010_PARKS	6	WP068801	MCKINLEY PARKING LOTS - PHASE 2			YES	\$1,491,510	BOND	D3	A1	NO	-	-	-	-	-
27	9010_PARKS	37	WP054501	WHITNALL GOLF COURSE IRRIGATION			YES	\$9,330,240	BOND	D1	A1	NO	-	-	-	-	-
28	5190_HWY MAINT	4	WP024201	NORTH SHOP IMPROVEMENTS				No additional funding required.	BOND	F3	A1	NO	-	-	-	-	-
29	5605_TRANSIT	2	WT015601	FDL BUS LIFTS (4)				\$1,867,440	BOND	B2	B2	NO	-	-	-	-	-
32	9010_PARKS	16	WP076201	PLAYGROUND RESURFACING PHASE 3				\$660,240	BOND	B3	B3	NO	-	-	-	-	-
33	5605_TRANSIT	5	WT017001	ROOF REPLACEMENT - KK SITE - MAINT AND OPERATIONS BUILDINGS				\$459,310	BOND	B3	B3	YES	-	3,471,910	-	-	3,471,910
34	9010_PARKS	22	WP078201	OAK LEAF TRAIL HAMPSHIRE ACCESS				\$489,476	BOND	B3	B3	NO	-	-	-	-	-
35	9010_PARKS	9	WP075901	GRANT PARK ROADWAY RECONSTRUCTION HAWTHORNE TO PICNIC AREA 5				\$490,570	BOND	B3	B3	YES	-	3,838,160	-	-	3,838,160
36	9010_PARKS	3	WP078301	KOSCIUSZKO COMMUNITY CENTER - ROOF AND SKYLIGHTS				\$144,420	BOND	B3	B3	YES	1,129,390	-	-	-	1,129,390
37	9010_PARKS	24	WP079801	SHERMAN PARK - BOYS AND GIRLS CLUB ROOF REPLACEMENT				\$191,770	BOND	C1	C1	YES	-	1,500,300	-	-	1,500,300
39	9010_PARKS	11	WP046801	SPORTS COMPLEX MUA				\$107,450	BOND	C1	C1	YES	-	566,320	-	-	566,320

Bond Financed Projects

DEPT: Excludes Airport		8-17-23 CIC Amendment to Scored Report		Alpha-Numeric Scoring																																			
Mandated, Contractual, On-Going (FUNDED):	26,883,240	Remove from Funding---->																																					
HIGH-Not Mandated, Contractual, On-going (FUNDED):	<u>19,971,427</u>	A_Remove funding for items 3, 10, 11, 21																																					
TOTAL Funded - Items Above RED DASHED LINE:	46,854,667	Add to Funding----> Items																																					
(OVER) / UNDER \$47,193,777 BOND CAP:	339,110	A_Add funding for items 30, 31, 38, 57																																					
LOW Scored (NOT FUNDED) - Items Below RED DASHED LINE:	47,191,720																																						
				<table border="1"> <tr> <td>A1</td><td>56.9 - 48.1</td> <td>B1</td><td>36.6 - 29.1</td> <td>C1</td><td>18.8 - 15.2</td> <td>D1</td><td>11.3 - 10.2</td> <td>F1</td><td>7.4 - 3.7</td> </tr> <tr> <td>A2</td><td>48.0 - 43.1</td> <td>B2</td><td>29.0 - 24.1</td> <td>C2</td><td>15.1 - 12.7</td> <td>D2</td><td>10.1 - 8.9</td> <td>F2</td><td>3.6 - 1</td> </tr> <tr> <td>A3</td><td>43.0 - 36.7</td> <td>B3</td><td>24.0 - 18.9</td> <td>C3</td><td>12.6 - 11.3</td> <td>D3</td><td>8.8 - 7.5</td> <td>F3</td><td>0.9 - 0</td> </tr> </table>						A1	56.9 - 48.1	B1	36.6 - 29.1	C1	18.8 - 15.2	D1	11.3 - 10.2	F1	7.4 - 3.7	A2	48.0 - 43.1	B2	29.0 - 24.1	C2	15.1 - 12.7	D2	10.1 - 8.9	F2	3.6 - 1	A3	43.0 - 36.7	B3	24.0 - 18.9	C3	12.6 - 11.3	D3	8.8 - 7.5	F3	0.9 - 0
A1	56.9 - 48.1	B1	36.6 - 29.1	C1	18.8 - 15.2	D1	11.3 - 10.2	F1	7.4 - 3.7																														
A2	48.0 - 43.1	B2	29.0 - 24.1	C2	15.1 - 12.7	D2	10.1 - 8.9	F2	3.6 - 1																														
A3	43.0 - 36.7	B3	24.0 - 18.9	C3	12.6 - 11.3	D3	8.8 - 7.5	F3	0.9 - 0																														

Item #	REQ DEPT	DEPT RANK	Project Number	Project Name	Mandated	Contractual	Continuing	2024 County Financing	Cash/Bond Financing	A-F ADJ Grading	A-F Grading	Sub-Project Continues into Out-Years?	2025	2026	2027	2028	Total Out-Year Costs
40	4311_CRC (FORMERLY HOC)	5	WJ011801	CRC LOTTER BUILDING ROOF REPLACEMENT				\$286,910	BOND	C1	C1	YES	-	1,867,290	-	-	1,867,290
41	4311_CRC (FORMERLY HOC)	3	WJ011901	CRC SURGES BUILDING ROOF REPLACEMENT				\$270,880	BOND	C1	C1	YES	-	1,727,430	-	-	1,727,430
42	9010_PARKS	21	WP078101	OAK LEAF TRAIL MODERNIZATION				\$333,203	BOND	C1	C1	NO	-	-	-	-	-
43	5605_TRANSIT	9	WT016901	ROOF REPLACEMENT - FDL SITE - MAINT BUILDING				\$377,940	BOND	C1	C1	YES	-	3,026,220	-	-	3,026,220
44	9010_PARKS	12	WP075501	POPUCH PLAYGROUND RECONSTRUCTION				\$477,225	BOND	C1	C1	NO	-	-	-	-	-
45	5605_TRANSIT	4	WT016701	CONCRETE YARD AND PARKING LOT REPLACEMENT - HILLSIDE SITE - FLEET MAINT BLDG				\$419,980	BOND	C2	C2	YES	-	6,963,330	-	-	6,963,330
46	5605_TRANSIT	10	WT015801	REPLACEMENT OF UNDERGROUND FUEL TANKS KK				\$186,800	BOND	C2	C2	YES	-	1,870,980	-	-	1,870,980
47	9010_PARKS	25	WP074601	COOPER PARK - PARKING LOT REDESIGN AND REPLACEMENT				\$110,060	BOND	C2	C2	YES	-	860,980	-	-	860,980
48	9010_PARKS	18	WP080101	WASHINGTON PARK - 40TH STREET PARKING LOT				\$1,000,000	BOND	C2	C2	NO	-	-	-	-	-
49	5300_FLEET MANAGEMENT	4	WF055701	FLEET STORAGE TANK REPLACEMENT				\$188,470	BOND	C2	C2	YES	-	1,726,230	-	-	1,726,230
50	9010_PARKS	45	WP053901	ROOT RIVER PARKWAY RECONSTRUCTION - LINCOLN TO CLEVELAND				\$316,200	BOND	C2	C2	YES	-	2,473,930	-	-	2,473,930
51	9010_PARKS	46	WP054001	ROOT RIVER PKWY RECONSTRUCTION-124TH TO CLVLND (WEST)				\$206,860	BOND	C2	C2	YES	-	1,618,410	-	-	1,618,410
52	5725_DAS-FMD	11	WG003701	FACILITIES WEST (LAPHAM) ROOF REPLACEMENT				\$256,650	BOND	C2	C2	YES	-	2,307,280	-	-	2,307,280
53	5300_FLEET MANAGEMENT	3	WF055801	FLEET MANAGEMENT ELECTRICAL UPGRADE				\$170,230	BOND	C2	C2	YES	-	1,900,000	-	-	1,900,000
54	9551_ZOO	3	WZ020101	WATERMAIN PIPE REPLACEMENT - ZOO GROUNDS				\$3,269,350	BOND	C2	C2	YES	-	3,000,000	-	-	3,000,000
55	9010_PARKS	13	WP075101	BROWN DEER TENNIS AND PICKLEBALL				\$155,190	BOND	C3	C3	YES	-	1,115,190	-	-	1,115,190
56	5605_TRANSIT	11	WT017201	REPLACEMENT OF UNDERGROUND FUEL TANKS FDL				\$167,160	BOND	C3	C3	YES	-	1,674,060	-	-	1,674,060
58	9010_PARKS	51	WP079401	WILSON REC CENTER - SERVICE ROAD REPLACEMENT				\$155,160	BOND	C3	C3	YES	-	1,213,620	-	-	1,213,620
59	9010_PARKS	49	WP075601	ZABLOCKI PLAYGROUND RECONSTRUCTION				\$518,175	BOND	C3	C3	NO	-	-	-	-	-
60	5300_FLEET MANAGEMENT	2	WF055601	FLEET GARAGE EXTENSION				\$749,760	BOND	C3	C3	YES	-	5,660,160	-	-	5,660,160

Bond Financed Projects

DEPT: Excludes Airport Mandated, Contractual, On-Going (FUNDED): 26,883,240 HIGH-Not Mandated, Contractual, On-going (FUNDED): 19,971,427 TOTAL Funded - Items Above RED DASHED LINE: 46,854,667 (OVER) / UNDER \$47,193,777 BOND CAP: 339,110 LOW Scored (NOT FUNDED) - Items Below RED DASHED LINE: 47,191,720	8-17-23 CIC Amendment to Scored Report		Alpha-Numeric Scoring									
	Remove from Funding----> A_Remove funding for items 3, 10, 11, 21											
	Add to Funding----> Items A_Add funding for items 30, 31, 38, 57											
				A1	56.9 - 48.1	B1	36.6 - 29.1	C1	18.8 - 15.2	D1	11.3 - 10.2	F1
			A2	48.0 - 43.1	B2	29.0 - 24.1	C2	15.1 - 12.7	D2	10.1 - 8.9	F2	3.6 - 1
			A3	43.0 - 36.7	B3	24.0 - 18.9	C3	12.6 - 11.3	D3	8.8 - 7.5	F3	0.9 - 0

Item #	REQ DEPT	DEPT RANK	Project Number	Project Name	Mandated	Contractual	Continuing	2024 County Financing	Cash/Bond Financing	A-F ADJ Grading	A-F Grading	Sub-Project Continues into Out-Years?	2025	2026	2027	2028	Total Out-Year Costs
61	5300_FLEET MANAGEMENT	5	WF055901	FLEET MANAGEMENT SALLY PORT				\$155,900	BOND	D1	D1	YES	-	1,147,040	-	-	1,147,040
62	9010_PARKS	35	WP075701	AC HANSON PLAYGROUND RECONSTRUCTION				\$477,225	BOND	D1	D1	NO	-	-	-	-	-
63	9010_PARKS	41	WP079001	SCOUT LAKE PARKING LOT				\$92,630	BOND	D2	D2	YES	-	724,560	-	-	724,560
64	9010_PARKS	36	WP079301	LAFOLLETTE PARK COURT AND SITE IMPROVEMENTS				\$132,470	BOND	D2	D2	YES	-	1,036,220	-	-	1,036,220
65	9010_PARKS	30	WP080201	COPERNICUS PLAYGROUND REPLACEMENT				\$518,175	BOND	D2	D2	NO	-	-	-	-	-
66	5741_DAS-ENV	3	WV004401	MITCHELL PARK LIFT STATION				\$161,090	BOND	D3	D3	YES	-	1,259,980	-	-	1,259,980
67	4002_SHERIFF	10	WR020801	VEHICLE BARRIER SYSTEM				\$177,076	BOND	D3	D3	NO	-	-	-	-	-
68	9010_PARKS	40	WP057001	MCKINLEY PARKING LOTS - PHASE 3				\$233,320	BOND	D3	D3	YES	-	1,825,360	-	-	1,825,360
69	9010_PARKS	34	WP062601	COOL WATERS OVERFLOW PARKING LOT & SERVICE YARD				\$252,580	BOND	D3	D3	YES	-	1,975,880	-	-	1,975,880
70	9010_PARKS	32	WP075401	JACOBUS PLAYGROUND RECONSTRUCTION				\$546,525	BOND	D3	D3	NO	-	-	-	-	-
71	9010_PARKS	48	WP078901	LAKE PARK RAVINE DRIVE REPLACEMENT				\$482,590	BOND	D3	D3	YES	-	3,775,600	-	-	3,775,600
72	4802_EMERGENCY MANAGEMENT	9	WQ021101	CONVENTIONAL REPEATER EQUIPMENT - OEM				\$180,000	BOND	D3	D3	NO	-	-	-	-	-
73	9010_PARKS	20	WP079501	OAK LEAF TRAIL BRIDGE (OVER I-43 HAMPTON) - REPLACEMENT				\$331,730	BOND	D3	D3	YES	-	2,418,800	-	-	2,418,800
74	4311_CRC (FORMERLY HOC)	4	WJ012001	CRC WEST PARKING LOT RESURFACE				\$189,200	BOND	F1	F1	YES	-	1,480,090	-	-	1,480,090
75	9010_PARKS	38	WP077701	OLMSTED WAY RECONSTRUCTION				\$346,020	BOND	F1	F1	YES	-	2,707,400	-	-	2,707,400
76	9010_PARKS	42	WP079601	MCKINLEY MARINA PARKING LOT REPLACEMENT - CENTER SECTION				\$290,170	BOND	F1	F1	YES	-	3,133,230	-	-	3,133,230
Subtotal:								\$94,046,387					32,988,478	92,138,236	-	-	125,126,714

Notes:

Within the MANDATED, CONTRACTUAL, ON-GOING category, one project moved out of the funding category as they did not fit within the bonding cap and was lower ranked within the overall A1 scored projects.

Within the MANDATED, CONTRACTUAL, ON-GOING category, projects moved up as they are contractual in nature (items 17 - 19), have related non-county funding (i.e. grants; items 20 and 22), and fit within the bonding cap (item 21).

Construction not based on completed design. Please refer to Attachment titled *Construction Requests - Incomplete Design* for details.

Item #2 is updated from \$5.038 million to \$2,879,370 to account for a revised scope of work primarily involving a change from a parking structure to surface parking.

Non-Airport Cash

This Page Intentionally Left Blank

Cash Financed Projects

DEPT:	Excludes Airport
Mandated, Contractual, On-Going (FUNDED):	528,860
HIGH-Not Mandated, Contractual, On-going (FUNDED):	<u>11,269,584</u>
TOTAL Funded - Items Above RED DASHED LINE:	11,798,444
(OVER) / UNDER \$11,798,444 CASH GOAL:	0
LOW Scored (NOT FUNDED) - Items Below RED DASHED LINE:	37,932,426

8-17-23 CIC Amendment to Scored Report

Remove from Funding---->
A_Remove funding for items 2,5,13,14
B_Remove funding for items 1

Add to Funding----> Items
B_Add funding for items 29, 30, 34, 35, 36, 39, 43, 44, 50, 56, 61
B_Adjust funding for item 25 from \$9.45M to \$3.8M and fund

Alpha-Numeric Scoring									
A1	56.9 - 48.1	B1	36.6 - 29.1	C1	18.8 - 15.2	D1	11.3 - 10.2	F1	7.4 - 3.7
A2	48.0 - 43.1	B2	29.0 - 24.1	C2	15.1 - 12.7	D2	10.1 - 8.9	F2	3.6 - 1
A3	43.0 - 36.7	B3	24.0 - 18.9	C3	12.6 - 11.3	D3	8.8 - 7.5	F3	0.9 - 0

Item #	REQ DEPT	DEPT RANK	Project Number	Project Name	Mandated	Contractual	Continuing	2024 County Financing	Cash/Bond Financing	A-F ADJ Grading	A-F Grading	Sub-Project Continues into Out-Years?	2025	2026	2027	2028	Total Out-Year Costs
3	5093_TRANSPORTATION SERVICES	2	WH024901	SIGNAL IMPROVEMENTS S 76TH, S 92ND, W OKLAHOMA		YES	YES	\$227,040	CASH	C1	A1	NO	-	-	-	-	-
4	1914_CULT_WAR MEMORIAL	1	WO052401	VETERANS GALLERY WINDOWS	YES	YES	YES	\$57,340	CASH	C1	A1	NO	-	-	-	-	-
6	5093_TRANSPORTATION SERVICES	11	WH027501	LAYTON AVE SIGNAL IMPROVEMENT 76TH TO 47TH		YES		\$24,800	CASH	C2	A1	YES	-	86,200	-	-	86,200
7	5093_TRANSPORTATION SERVICES	9	WH027301	LAYTON AVE SIGNAL IMPROVEMENT PINE TO PACKARD		YES		\$38,600	CASH	C2	A1	YES	133,400	-	-	-	133,400
8	5741_DAS-ENV	1	WV005901	COUNTY-WIDE SANITARY SEWERS REPAIRS - 2024	YES			\$161,480	CASH	C3	A1	NO	-	-	-	-	-
9	5093_TRANSPORTATION SERVICES	10	WH027401	LINCOLN MEMORIAL DR SIGNAL IMPROVEMENT JUNEAU PARK TO WATER TOWER RD		YES		\$19,600	CASH	C3	A1	YES	-	67,800	-	-	67,800
10	9010_PARKS	26	WP070701	OLD LOOMIS ROAD RECONSTRUCTION			YES	Withdrawn by Parks	CASH	C3	A1	NO	-	-	-	-	-
11	1915_CULT_VILLA TERRACE/CHARLES ALLIS	2	WU060101	VILLA TERRACE COURTYARD FOUNDATION AND DRAINAGE				\$22,780	CASH	B2	B2	YES	137,380	-	-	-	137,380
12	4311_CRC (FORMERLY HOC)	1	WJ011601	CRC POWERHOUSE WINDOWS				\$411,860	CASH	B2	B2	YES	-	3,177,520	-	-	3,177,520
15	4002_SHERIFF	11	WR020101	SHERIFF SECURITY EQUIPMENT REPLACEMENT				\$446,480	CASH	B3	B3	NO	-	-	-	-	-
16	5725_DAS-FMD	8	WC027501	CJF FLUSH CONTROL WATER MANAGEMENT SYSTEM				\$650,190	CASH	B3	B3	NO	-	-	-	-	-
17	9010_PARKS	4	WP078401	KOSCIUSZKO COMMUNITY CENTER - FACADE AND ENTRANCE				\$62,230	CASH	B3	B3	YES	486,190	-	-	-	486,190
18	5605_TRANSIT	8	WT016301	BUS SHELTERS - MULTIPLE SITES - PHASE 1				\$100,000	CASH	B3	B3	NO	-	-	-	-	-
19	5725_DAS-FMD	5	WC027301	CJF SKYWALK REHABILITATION				\$72,810	CASH	C1	C1	YES	-	543,650	-	-	543,650
20	5190_HWY MAINT	1	WH027101	SHORT TERM CTH REHABILITATION-PHASE 1				\$500,000	CASH	C1	C1	NO	-	-	-	-	-
21	4002_SHERIFF	1	WR021101	ELECTRONIC LOGGING AND REPORTING SYSTEM - SHERIFF				\$214,800	CASH	C1	C1	NO	-	-	-	-	-
22	5605_TRANSIT	7	WT016601	BUS STOP IMPROVEMENTS - BUS PADS-BOLLARDS AT STATIONS - MULTIPLE SITES - PHASE 1				\$37,000	CASH	C1	C1	NO	-	-	-	-	-
23	5725_DAS-FMD	12	WO095301	INCLUSIVE RESTROOM IMPROVEMENTS - PHASE 1				\$443,770	CASH	C1	C1	YES	-	3,472,100	-	-	3,472,100
24	9010_PARKS	23	WP078801	PARK BRIDGES - REPAIRS AND REPLACEMENTS - PHASE 3				\$724,040	CASH	C1	C1	NO	-	-	-	-	-
25	5725_DAS-FMD	7	WC027601	NEW COUNTY CRIMINAL COURTHOUSE				\$3,003,830	CASH	B1	B1	YES	-	20,450,000	-	458,510,270	478,960,270

Cash Financed Projects

DEPT:	Excludes Airport
Mandated, Contractual, On-Going (FUNDED):	528,860
HIGH-Not Mandated, Contractual, On-going (FUNDED):	<u>11,269,584</u>
TOTAL Funded - Items Above RED DASHED LINE:	11,798,444
(OVER) / UNDER \$11,798,444 CASH GOAL:	0
LOW Scored (NOT FUNDED) - Items Below RED DASHED LINE:	37,932,426

8-17-23 CIC Amendment to Scored Report

Remove from Funding---->
A_Remove funding for items 2,5,13,14
B_Remove funding for items 1

Add to Funding----> Items
B_Add funding for items 29, 30, 34, 35, 36, 39, 43, 44, 50, 56, 61
B_Adjust funding for item 25 from \$9.45M to \$3.8M and fund

Alpha-Numeric Scoring									
A1	56.9 - 48.1	B1	36.6 - 29.1	C1	18.8 - 15.2	D1	11.3 - 10.2	F1	7.4 - 3.7
A2	48.0 - 43.1	B2	29.0 - 24.1	C2	15.1 - 12.7	D2	10.1 - 8.9	F2	3.6 - 1
A3	43.0 - 36.7	B3	24.0 - 18.9	C3	12.6 - 11.3	D3	8.8 - 7.5	F3	0.9 - 0

Item #	REQ DEPT	DEPT RANK	Project Number	Project Name	Mandated	Contractual	Continuing	2024 County Financing	Cash/Bond Financing	A-F ADJ Grading	A-F Grading	Sub-Project Continues into Out-Years?	2025	2026	2027	2028	Total Out-Year Costs
29	1162_IMSD	1	W020901	TECHNOLOGY LIFECYCLE REPLACEMENTS - IMSD				\$1,500,000	CASH	C1	C1	NO	-	-	-	-	-
30	5801_DOT - DIRECTOR'S OFFICE	1	WH027201	SAFE STREETS AND ROADS FOR ALL - SAFETY ACTION PLAN				\$200,000	CASH	C1	C1	NO	-	-	-	-	-
34	2851_COURTS	1	WC027801	SAFETY BUILDING - EVIDENCE ROOM SPACE CONSOLIDATION				\$26,720	CASH	C2	C2	YES	114,560	-	-	-	114,560
35	4002_SHERIFF	2	WR020301	JAIL MAIL SCANNER				\$213,600	CASH	C2	C2	NO	-	-	-	-	-
36	5605_TRANSIT	6	WT016401	BUS CURB EXTENSIONS				\$112,032	CASH	C2	C2	NO	-	-	-	-	-
39	5725_DAS-FMD	10	WS014901	KITCHEN UPGRADES - CLINTON ROSE SR CENTER				\$370,780	CASH	C2	C2	YES	-	3,019,060	-	-	3,019,060
43	4002_SHERIFF	4	WR020701	TRAINING ACADEMY - HVAC AND PLUMBING REPLACEMENTS				\$94,320	CASH	C2	C2	YES	-	292,140	-	-	292,140
44	4802_EMERGENCY MANAGEMENT	1	WQ020201	COUNTYWIDE RADIO PROJECT (APX NEXT) APX7000 (END OF LIFE)				\$766,670	CASH	C3	C3	YES	766,670	766,670	100,000	-	1,633,340
50	9010_PARKS	44	WP077801	BENDER PARK BOAT LAUNCH - SEDIMENT ABATEMENT				\$820,500	CASH	D1	D1	NO	-	-	-	-	-
56	4002_SHERIFF	3	WR021001	TRAINING TRACK (EVOC) - SHERIFF TRAINING ACADEMY				\$179,320	CASH	D2	D2	YES	-	1,333,030	-	-	1,333,030
61	4002_SHERIFF	6	WR020901	CAMERA TOWERS AND TRAILER SYSTEMS				\$295,852	CASH	D3	D3	NO	-	-	-	-	-
1	1915_CULT_VILLA TERRACE/CHARLES ALLIS	1	W0052801	CHARLES ALLIS FAÇADE REPAIR			YES	\$1,761,470	CASH	B1	A1	NO	-	-	-	-	-
2	5725_DAS-FMD	4	WS010201	DENTENTION CENTER CONTROL CENTER PANEL REPLACEMENT			YES	\$438,030	*CASH/ARPA	B3	A1	NO	-	-	-	-	-
5	1916_CULT_MARCUS CTR FOR PERFORM ARTS	1	WU020104	PHASED BUILDING EXTERIOR STONE CLADDING (2024)		YES		\$757,852	*CASH/ARPA	C2	A1	NO	-	-	-	-	-
13	5725_DAS-FMD	3	WC027701	COURTHOUSE 7TH FLOOR FAMILY COURT RECONFIG AND REMODEL - PHASE 2				\$4,380,674	*CASH/ARPA	B3	B3	NO	-	-	-	-	-
14	4311_CRC (FORMERLY HOC)	2	WJ011701	CRC SECURITY SYSTEM UPGRADE-PHASE 1				\$299,763	*CASH/ARPA	B3	B3	NO	-	-	-	-	-
26	5725_DAS-FMD	14	WC027101	COURTHOUSE COMPLEX STEAM TRAPS - PHASE 1				\$250,000	CASH	C1	C1	NO	-	-	-	-	-
27	4002_SHERIFF	5	WR020501	LAKEFRONT CAMERAS AND VIDEO ANALYTICS				\$1,328,007	CASH	C1	C1	NO	-	-	-	-	-
28	9010_PARKS	39	WP074001	KOSCIUSZKO COMMUNITY CENTER REHABILITATION				\$4,867,250	CASH	C1	C1	YES	-	28,084,710	-	-	28,084,710
31	9010_PARKS	10	WP078701	PARKS SOUTH REGION ROOF REPLACEMENTS				\$707,830	CASH	C1	C1	YES	-	4,746,090	-	-	4,746,090

Cash Financed Projects

DEPT:	Excludes Airport
Mandated, Contractual, On-Going (FUNDED):	528,860
HIGH-Not Mandated, Contractual, On-going (FUNDED):	<u>11,269,584</u>
TOTAL Funded - Items Above RED DASHED LINE:	11,798,444
(OVER) / UNDER \$11,798,444 CASH GOAL:	0
LOW Scored (NOT FUNDED) - Items Below RED DASHED LINE:	37,932,426

8-17-23 CIC Amendment to Scored Report

Remove from Funding---->
A_Remove funding for items 2,5,13,14
B_Remove funding for items 1

Add to Funding----> Items
B_Add funding for items 29, 30, 34, 35, 36, 39, 43, 44, 50, 56, 61
B_Adjust funding for item 25 from \$9.45M to \$3.8M and fund

Alpha-Numeric Scoring									
A1	56.9 - 48.1	B1	36.6 - 29.1	C1	18.8 - 15.2	D1	11.3 - 10.2	F1	7.4 - 3.7
A2	48.0 - 43.1	B2	29.0 - 24.1	C2	15.1 - 12.7	D2	10.1 - 8.9	F2	3.6 - 1
A3	43.0 - 36.7	B3	24.0 - 18.9	C3	12.6 - 11.3	D3	8.8 - 7.5	F3	0.9 - 0

Item #	REQ DEPT	DEPT RANK	Project Number	Project Name	Mandated	Contractual	Continuing	2024 County Financing	Cash/Bond Financing	A-F ADJ Grading	A-F Grading	Sub-Project Continues into Out-Years?	2025	2026	2027	2028	Total Out-Year Costs
32	4802_EMERGENCY MANAGEMENT	4	WQ020701	911 DISPATCH ACADEMY EQUIPMENT				\$1,454,121	CASH	C2	C2	NO	-	-	-	-	-
33	9010_PARKS	31	WP055001	PARKS BUILDING DEMOLITIONS-PHASE 1				\$990,960	CASH	C2	C2	NO	-	-	-	-	-
37	1915_CULT_VILLA TERRACE/CHARLES ALLIS	3	WU050102	CHARLES ALLIS WINDOW AND DOOR REPLACEMENT				\$153,590	CASH	C2	C2	YES	911,030	-	-	-	911,030
38	5725_DAS-FMD	15	WO056301	COUNTY ADMINISTRATIVE SPACE RECONFIGURATION - PHASE 1				\$599,970	CASH	C2	C2	YES	-	5,473,350	-	-	5,473,350
40	4802_EMERGENCY MANAGEMENT	10	WQ020901	MOBILE RADIO SITE - OASIS 700.800MHZ				\$1,117,683	CASH	C2	C2	NO	-	-	-	-	-
41	4002_SHERIFF	8	WR020601	TRAINING ACADEMY - SECURITY IMPROVEMENTS				\$183,962	CASH	C2	C2	NO	-	-	-	-	-
42	4802_EMERGENCY MANAGEMENT	5	WQ020501	700MHZ SIMULCAST NETWORK - OEM				\$4,300,000	CASH	C2	C2	NO	-	-	-	-	-
45	5725_DAS-FMD	9	WC027201	CH CAFÉ AREA IMPROVEMENTS				\$448,370	CASH	C3	C3	YES	-	4,076,020	-	-	4,076,020
46	5093_TRANSPORTATION SERVICES	17	WH011501	SIGNAL UPGRADES FOR IMPROVED EFFICIENCY-MOBILITY				\$200,000	CASH	C3	C3	NO	-	-	-	-	-
47	4802_EMERGENCY MANAGEMENT	6	WQ020301	COMMAND CENTRAL AWARE				\$559,235	CASH	C3	C3	NO	-	-	-	-	-
48	4802_EMERGENCY MANAGEMENT	8	WQ021001	RF DOPPLER EQUIPMENT - OEM				\$2,000,000	CASH	C3	C3	NO	-	-	-	-	-
49	5605_TRANSIT	12	WT016501	TRAFFIC SIGNAL PRIORITY - PHASE 1				\$345,000	CASH	D1	D1	NO	-	-	-	-	-
51	9010_PARKS	17	WP075801	SPORT FIELD RECONDITIONING HARDEN-ZABLOCKI				\$293,270	CASH	D1	D1	YES	-	2,806,350	-	-	2,806,350
52	4802_EMERGENCY MANAGEMENT	2	WQ020601	PUBLIC SAFETY COMMUNITY ENGAGEMENT APP				\$175,950	CASH	D1	D1	NO	-	-	-	-	-
53	9010_PARKS	50	WP057201	PARKS FACILITY ACTION PLAN				\$1,030,320	CASH	D2	D2	NO	-	-	-	-	-
54	9010_PARKS	29	WP074301	CUPERTINO PARK SHORE DRIVE CONVERSION TO TRAIL				\$30,340	CASH	D2	D2	YES	-	237,110	-	-	237,110
55	9010_PARKS	52	WP079901	PARK WALKWAY REPLACEMENTS - PHASE 2				\$57,700	CASH	D2	D2	YES	451,080	-	-	-	451,080
57	9010_PARKS	14	WP054901	BENDER BOAT LAUNCH REPAIR - RECONFIGURATION				\$595,860	CASH	D2	D2	YES	-	5,969,300	-	-	5,969,300
58	5725_DAS-FMD	13	WG003901	VEL PHILLIPS - COURTROOM AND ADMIN CARPET REPLACEMENT				\$676,860	CASH	D3	D3	NO	-	-	-	-	-
59	5093_TRANSPORTATION SERVICES	16	WH028001	SPEED, PEDESTRIAN, AND SCHOOL ZONE SAFETY UPGRADES				\$400,000	CASH	D3	D3	NO	-	-	-	-	-

Cash Financed Projects

DEPT: Excludes Airport	8-17-23 CIC Amendment to Scored Report	Alpha-Numeric Scoring
Mandated, Contractual, On-Going (FUNDED): 528,860	Remove from Funding----> A_Remove funding for items 2,5,13,14 B_Remove funding for items 1	0 0 0
HIGH-Not Mandated, Contractual, On-going (FUNDED): 11,269,584	Add to Funding----> Items B_Add funding for items 29, 30, 34, 35, 36, 39, 43, 44, 50, 56, 61 B_Adjust funding for item 25 from \$9.45M to \$3.8M and fund	A1 56.9 - 48.1 B1 36.6 - 29.1 C1 18.8 - 15.2 D1 11.3 - 10.2 F1 7.4 - 3.7
TOTAL Funded - Items Above RED DASHED LINE: 11,798,444		A2 48.0 - 43.1 B2 29.0 - 24.1 C2 15.1 - 12.7 D2 10.1 - 8.9 F2 3.6 - 1
(OVER) / UNDER \$11,798,444 CASH GOAL: 0		A3 43.0 - 36.7 B3 24.0 - 18.9 C3 12.6 - 11.3 D3 8.8 - 7.5 F3 0.9 - 0
LOW Scored (NOT FUNDED) - Items Below RED DASHED LINE: 37,932,426		

Item #	REQ DEPT	DEPT RANK	Project Number	Project Name	Mandated	Contractual	Continuing	2024 County Financing	Cash/Bond Financing	A-F ADJ Grading	A-F Grading	Sub-Project Continues into Out-Years?	2025	2026	2027	2028	Total Out-Year Costs
60	4802_EMERGENCY MANAGEMENT	7	WQ020801	STATION ALERTING LOUDSPEAKER SYSTEM – OEM				\$250,000	CASH	D3	D3	NO	-	-	-	-	-
62	9010_PARKS	47	WP052301	LAKE PARK STEEL ARCH BRIDGE				\$250,480	CASH	D3	D3	YES	-	1,314,370	-	-	1,314,370
63	5801_DOT - DIRECTOR'S OFFICE	2	WT016101	NATIONAL AVENUE (ROUTE 18) TRANSIT ENHANCEMENT FEASIBILITY STUDY				\$50,000	CASH	D3	D3	NO	-	-	-	-	-
64	9010_PARKS	19	WP080301	MITCHELL PARK DOMES - STRATEGIC PLAN				\$3,000,000	CASH	D3	D3	NO	-	-	-	-	-
65	4802_EMERGENCY MANAGEMENT	3	WQ021201	911 CAD REPLACEMENT – OEM				\$3,145,369	CASH	F1	F1	NO	-	-	-	-	-
66	9010_PARKS	27	WP054301	PARKS ADA INVENTORY AND ASSESSMENT				\$155,270	CASH	F1	F1	NO	-	-	-	-	-
67	9010_PARKS	33	WP074701	PARKS RIPARIAN WALLS - INVENTORY AND ASSESSMENT				\$110,300	CASH	F1	F1	NO	-	-	-	-	-
68	9010_PARKS	28	WP078601	SOUTHSIDE DOG EXERCISE AREA STUDY				\$75,000	CASH	F1	F1	NO	-	-	-	-	-
69	9010_PARKS	15	WP078501	DOYNE PARK REDESIGN STUDY				\$188,490	CASH	F2	F2	YES	-	1,474,580	-	-	1,474,580
70	9010_PARKS	43	WP079701	BOERNER BOTANICAL GARDENS FENCE				\$303,450	CASH	F2	F2	NO	-	-	-	-	-
Subtotal:								\$49,730,870					3,000,310	87,390,050	100,000	458,510,270	549,000,630

Notes:

* CASH/ARPA projects (items 2, 5, 13, and 14): Milwaukee County received an American Rescue Plan Act (ARPA) allocation of \$183.7 million. Approximately \$10.3 million or 5% of the County's ARPA funds have not yet been allocated. For the September 2023 County Board reporting cycle, the administration and the ARPA Revenue Loss subgroup is preparing to submit recommendations/report to the ARPA Task Force and the County Board for uses of the remaining unallocated funds. Recommendations include four capital projects that would leverage ARPA funds to finance capital projects that were requested as part of the 2024 budget process. Given that these projects are on a path to receive funding outside of the 2024 budget process, the CIC may consider removing these projects from its funding recommendation. This would free up over \$5.8 million of funds which the committee may then recommend towards other projects.

Within the HIGH SCORED category, item 25 was moved out as the project pushed the cash funding approximately \$8.6M beyond the available cash goal funding amount.

Within the HIGH SCORED category, items 19 - 24 were moved up as they were able to fit within the available cash goal funding amount.

Construction not based on completed design. Please refer to Attachment titled *Construction Requests - Incomplete Design* for details.

Item #4 is updated to reflect additional design and assessment work that is needed, which will move the original request for construction to 2025 and the 2024 required amount will be updated from \$829,910 to \$57,340 to reflect this modification; Item #10 is withdrawn Parks has withdrawn item #10 as funding to address repairs for Loomis Road is provided through adopted resolution 23-578 in the amount of \$225k.

Non-Airport 2025-2028

This Page Intentionally Left Blank

2025 Capital Summary

This Page Intentionally Left Blank

2025 SUMMARY

Projected County Funding (Bonds + Cash):	\$60,761,988
Requested Capital Projects:	\$133,107,208
County Funding Surplus / (Shortfall):	(\$72,345,220)

Funded Projects (1 - 26):	\$60,670,193
Non-Funded Projects (27 - 106):	\$72,437,015

COUNTY FUNDING OF \$5M OR GREATER

Item #	Dept	Project Code	Project Title	County	Non County	Total	Priority
12	DOT - TRANSIT	TBD-379895	PROGRAM PLACEHOLDER (FOR OUT-YEARS 2 - 5) - BUS REPLACEMENT PROGRAM	\$ 21,000,000		\$ 21,000,000	1
11	DOT - FLEET MANAGEMENT	TBD-255763	PROGRAM PLACEHOLDER (FOR OUT-YEARS 2 - 5) - VEHICLE AND EQUIPMENT REPLACEMENT PROGRAM	\$ 14,000,000		\$ 14,000,000	1
59	PARKS DEPARTMENT	WP070602	SOUTH SHORE BREAKWATER SOUTH SECTION	\$ 13,923,680		\$ 13,923,680	12
10	ZOOLOGICAL DEPARTMENT	WZ014101	ADVENTURE AFRICA - RHINOS	\$ 9,248,575	\$ -	\$ 9,248,575	1
28	DOT - TRANSPORTATION SERVICES	WH026001	S 76TH ST. (CTH U)-S. COUNTY LINE RD. TO S. CREEK VIEW CT.	\$ 6,032,833	\$ 1,467,167	\$ 7,500,000	3
65	PARKS DEPARTMENT	TBD-545248	LAKE MICHIGAN SHORELINE STABILIZATION - SHERIDAN PARK	\$ 5,000,000		\$ 5,000,000	14

2025 SUMMARY

Item #	Dept	Project Code	Project Title	County	Non County	Total	Priority
1	CULTURAL INSTITUTIONS	TBD-353492	WMC PASSENGER AND FREIGHT ELEVATORS SAARINEN (CA)	\$ 60,500		\$ 60,500	1
2	CULTURAL INSTITUTIONS	WU060101	VILLA TERRACE COURTYARD FOUNDATION AND DRAINAGE	\$ 137,380		\$ 137,380	1
3	DAS-FMD (INCLUDES ENVIRONMENTAL)	TBD-016365	WV004801 - COUNTY-WIDE SANITARY SEWERS REPAIRS-PLN PLCHLDR	\$ 160,000		\$ 160,000	1
4	DOT - HIGHWAY MAINTENANCE	TBD-206628	PROGRAM PLACEHOLDER (FOR OUT-YEARS 2 - 5) - SHORT TERM CTH REHABILITATION	\$ 500,000		\$ 500,000	1
5	CULTURAL INSTITUTIONS	TBD-106097	PHASED BUILDING EXTERIOR STONE CLADDING (2025)	\$ 713,430		\$ 713,430	1
6	PARKS DEPARTMENT	TBD-577202	WP070501 - COOL WATERS HEATERS	\$ 765,178		\$ 765,178	1
7	DAS - IMSD	TBD-032910	PROGRAM PLACEHOLDER (FOR OUT-YEARS 2 - 5) - TECHNOLOGY LIFECYCLE REPLACEMENTS	\$ 1,500,000		\$ 1,500,000	1

2025 SUMMARY

Item #	Dept	Project Code	Project Title	County	Non County	Total	Priority
8	DOT - TRANSPORTATION SERVICES	WH024701	RECONSTRUCT CTH BB - S. 13TH ST. TO S HOWELL AVE.	\$ 2,084,000	\$ 5,016,000	\$ 7,100,000	1
9	DAS-FMD (INCLUDES ENVIRONMENTAL)	TBD-535308	SR CENTERS FIRE PROTECTION SYSTEM UPGRADES	\$ 2,237,500		\$ 2,237,500	1
10	ZOOLOGICAL DEPARTMENT	WZ014101	ADVENTURE AFRICA - RHINOS	\$ 9,248,575	\$ -	\$ 9,248,575	1
11	DOT - FLEET MANAGEMENT	TBD-255763	PROGRAM PLACEHOLDER (FOR OUT-YEARS 2 - 5) - VEHICLE AND EQUIPMENT REPLACEMENT PROGRAM	\$ 14,000,000		\$ 14,000,000	1
12	DOT - TRANSIT	TBD-379895	PROGRAM PLACEHOLDER (FOR OUT-YEARS 2 - 5) - BUS REPLACEMENT PROGRAM	\$ 21,000,000		\$ 21,000,000	1
13	CULTURAL INSTITUTIONS	TBD-516115	WMC SAARINEN BLDG CONCRETE REPAIRS (CA)	\$ 20,000		\$ 20,000	2
14	PARKS DEPARTMENT	TBD-892075	TBD - PARKS AQUATICS STUDY IMPLEMENTATION	\$ 100,000		\$ 100,000	2
15	DAS-FMD (INCLUDES ENVIRONMENTAL)	TBD-050414	WV005501 - LEAD PIPE LATERAL REPLACEMENT	\$ 200,000		\$ 200,000	2
16	DOT - TRANSPORTATION SERVICES	WH025001	E. MASON ST. BRIDGE OVER LINCOLN MEMORIAL DR.	\$ 380,000	\$ 1,520,000	\$ 1,900,000	2
17	CULTURAL INSTITUTIONS	WU050102	CHARLES ALLIS WINDOW AND DOOR REPLACEMENT	\$ 911,030		\$ 911,030	2
18	DOT - TRANSIT	TBD-478642	PROGRAM PLACEHOLDER (FOR OUT-YEARS 2 - 5) - BUS LIFT REPLACEMENT PROGRAM	\$ 1,867,440		\$ 1,867,440	2
19	ZOOLOGICAL DEPARTMENT	WZ020101	WATERMAIN PIPE REPLACEMENT - ZOO GROUNDS	\$ 3,000,000		\$ 3,000,000	2
20	DAS-FMD (INCLUDES ENVIRONMENTAL)	TBD-402057	WV001601 - NR216 STORMWATER TSS CONTROLS	\$ 100,000		\$ 100,000	3
21	ZOOLOGICAL DEPARTMENT	TBD-993422	DEMO OCEANS POOL AREA FOR STAFF PARKING	\$ 200,000		\$ 200,000	3
22	DAS-FMD (INCLUDES ENVIRONMENTAL)	TBD-143146	COURTHOUSE HVAC EQUIPMENT & CONTROLS UPGRADES	\$ 500,000		\$ 500,000	3
23	DOT - TRANSIT	TBD-567963	PROGRAM PLACEHOLDER (FOR OUT-YEARS 2 - 5) - BUS CURB EXTENSIONS	\$ 560,160		\$ 560,160	3

2025 SUMMARY

Item #	Dept	Project Code	Project Title	County	Non County	Total	Priority
24	DOT - TRANSPORTATION SERVICES	WH010201	S. 76TH ST. BRIDGE OVER W. FOREST HOME AVE.	\$ 140,000	\$ 560,000	\$ 700,000	4
25	DOT - TRANSIT	TBD-597687	PROGRAM PLACEHOLDER (FOR OUT-YEARS 2 - 5) - BUS STOP IMPROVEMENTS - BUS PAD-BALLARDS - MULTIPLE SITES	\$ 185,000		\$ 185,000	4
26	DAS-FMD (INCLUDES ENVIRONMENTAL)	TBD-037647	WV001201 - POND AND LAGOON DEMONSTRATION-PROJECT	\$ 100,000		\$ 100,000	5
27	PARKS DEPARTMENT	TBD-711878	WP051701 - NOYES PARK HARD SURFACES	\$ 1,189,990		\$ 1,189,990	3
28	DOT - TRANSPORTATION SERVICES	WH026001	S 76TH ST. (CTH U)-S. COUNTY LINE RD. TO S. CREEK VIEW CT.	\$ 6,032,833	\$ 1,467,167	\$ 7,500,000	3
29	DAS-FMD (INCLUDES ENVIRONMENTAL)	TBD-189436	CH COMPLEX FACADE INSPECT & REPAIR-PHASE 4	\$ 1,607,800		\$ 1,607,800	4
30	PARKS DEPARTMENT	TBD-851360	WP075001 - BENDER PARK ROAD TO BOAT LAUNCH REPLACEMENT	\$ 2,307,920		\$ 2,307,920	4
31	DAS-FMD (INCLUDES ENVIRONMENTAL)	TBD-832154	LAKE MICHIGAN BLUFF REPAIRS	\$ 4,500,000		\$ 4,500,000	4
32	DOT - TRANSPORTATION SERVICES	WH026401	SIGNAL AT COLLEGE AVE & S 13TH ST INTERSECTION	\$ 313,304	\$ 1,353,105	\$ 1,666,409	5
33	DOT - TRANSIT	TBD-849000	PROGRAM PLACEHOLDER (FOR OUT-YEARS 2 - 5) - BUS SHELTER PROGRAM	\$ 500,000		\$ 500,000	5
34	PARKS DEPARTMENT	TBD-513911	WP075201 - SIMMONS BASEBALL AND SOFTBALL FIELDS LIGHTING	\$ 1,279,750		\$ 1,279,750	5
35	DAS-FMD (INCLUDES ENVIRONMENTAL)	TBD-725116	CH - ELEVATOR MODERNIZATION	\$ 4,000,000		\$ 4,000,000	5
36	DOT - FLEET MANAGEMENT	TBD-WF061301	HVAC REFIT ASSESSMENT - FLEET FACILITY	\$ 37,330		\$ 37,330	6
37	DAS-FMD (INCLUDES ENVIRONMENTAL)	TBD-369697	CJF VALVES UPGRADES	\$ 50,000		\$ 50,000	6
38	DAS-FMD (INCLUDES ENVIRONMENTAL)	TBD-769792	SR CENTERS SECURITY SYSTEMS UPGRADES	\$ 553,310		\$ 553,310	6
39	DOT - TRANSIT	TBD-178199	PROGRAM PLACEHOLDER (FOR OUT-YEARS 2 - 5) - TRAFFIC SIGNAL PRIORITY	\$ 1,725,000		\$ 1,725,000	6

2025 SUMMARY

Item #	Dept	Project Code	Project Title	County	Non County	Total	Priority
40	DOT - TRANSPORTATION SERVICES	WH026301	W. BELOIT RD. (CTH T)-S. 108TH ST. TO W. OKLAHOMA AVE.	\$ 3,231,186	\$ 1,518,814	\$ 4,750,000	6
41	PARKS DEPARTMENT	TBD-272593	WP067401 - UNDERWOOD CREEK PKWY RD RPLCMNT-ROUNDAABOUT TO SWAN	\$ 4,412,570		\$ 4,412,570	6
42	PARKS DEPARTMENT	TBD-753820	TBD - OLT NW SIDE TRAIL - LINCOLN CREEK EXTENSION SOUTH	\$ 100,000		\$ 100,000	7
43	DOT - TRANSPORTATION SERVICES	WH027901	SIGNAL AT LAYTON AVE INTERSECTIONS 84TH, 68TH, NICHOLSON	\$ 161,262	\$ 1,406,359	\$ 1,567,621	7
44	DAS-FMD (INCLUDES ENVIRONMENTAL)	TBD-971640	CJF VAV UPGRADES	\$ 50,000		\$ 50,000	8
45	PARKS DEPARTMENT	TBD-023703	TBD - MILL POND WATERWAY RESTORATION	\$ 50,000		\$ 50,000	8
46	DOT - TRANSPORTATION SERVICES	WH027301	LAYTON AVE SIGNAL IMPROVEMENT PINE TO PACKARD	\$ 133,400	\$ 533,600	\$ 667,000	8
47	DOT - TRANSPORTATION SERVICES	WH025701	SIGNAL AT COLLEGE AVE & 20TH ST INTERSECTION	\$ 30,534	\$ 265,808	\$ 296,342	9
48	DAS-FMD (INCLUDES ENVIRONMENTAL)	TBD-690697	SR CENTERS BACK UP POWER GENERATOR	\$ 502,980		\$ 502,980	9
49	PARKS DEPARTMENT	TBD-512681	TBD - RED ARROW SITE IMPROVEMENTS	\$ 550,000		\$ 550,000	9
50	PARKS DEPARTMENT	TBD-459110	WP071401-KK JACKSON PARK DRIVE	\$ 2,100,000		\$ 2,100,000	9
51	DAS-FMD (INCLUDES ENVIRONMENTAL)	TBD-302922	WOW UNDERWOOD - ROOF SOFFETS, FASCIA, GUTTERS REPLACEMENT	\$ 50,000		\$ 50,000	10
52	DOT - TRANSPORTATION SERVICES	WH026201	N. TEUTONIA AVE (CTH D)/N. 43RD ST. (CTH G)-W. BRADLEY RD TO	\$ 440,000	\$ -	\$ 440,000	10
53	PARKS DEPARTMENT	TBD-560579	CURRIE PARK-REPLACE PARKING LOT & CART PATH IMPROVEMENT	\$ 1,970,947		\$ 1,970,947	10
54	DAS-FMD (INCLUDES ENVIRONMENTAL)	TBD-341744	WOW GRANT - ROOF (BITUMEN) COVERING REPLMNT	\$ 50,000		\$ 50,000	11
55	DOT - TRANSPORTATION SERVICES	WH026701	W. SILVER SPRING DR (CTH EE)-N. 124TH ST. TO W. APPLETON AVE	\$ 130,000	\$ 520,000	\$ 650,000	11

2025 SUMMARY

Item #	Dept	Project Code	Project Title	County	Non County	Total	Priority
56	PARKS DEPARTMENT	WP078301	KOSCIUSZKO COMMUNITY CENTER – ROOF AND SKYLIGHTS	\$ 1,129,390		\$ 1,129,390	11
57	DAS-FMD (INCLUDES ENVIRONMENTAL)	TBD-491180	WIL-O-WAY GRANT ROOF REPLACEMENT	\$ 50,000		\$ 50,000	12
58	DOT - TRANSPORTATION SERVICES	WH026101	S. 76TH ST. (CTH U)-S. CREEK VIEW CT.-.70MILES N OF RYAN RD RECON	\$ 650,000	\$ -	\$ 650,000	12
59	PARKS DEPARTMENT	WP070602	SOUTH SHORE BREAKWATER SOUTH SECTION	\$ 13,923,680		\$ 13,923,680	12
60	DAS-FMD (INCLUDES ENVIRONMENTAL)	TBD-917385	WOW UNDERWOOD - ROOF (BITUMEN) COVERING REPLMNT	\$ 50,000		\$ 50,000	13
61	DOT - TRANSPORTATION SERVICES	WH026501	W. COLLEGE AVE. (CTH ZZ)-S. 26TH ST. TO W. HOWELL AVE.	\$ 120,000	\$ 480,000	\$ 600,000	13
62	PARKS DEPARTMENT	TBD-500363	TBD - WASHINGTON PARK LAGOON DREDGING & REMEDIATION	\$ 550,000		\$ 550,000	13
63	DAS-FMD (INCLUDES ENVIRONMENTAL)	TBD-611077	ROOFING - BUILT-UP (BUR) - 1974	\$ 50,000		\$ 50,000	14
64	DOT - TRANSPORTATION SERVICES	WH026801	S. 76TH ST. (CTH U)-W. LAYTON AVE. TO W. HOWARD AVE. RECONSTION	\$ 90,000	\$ 360,000	\$ 450,000	14
65	PARKS DEPARTMENT	TBD-545248	LAKE MICHIGAN SHORELINE STABILIZATION - SHERIDAN PARK	\$ 5,000,000		\$ 5,000,000	14
66	PARKS DEPARTMENT	TBD-558068	WP059201 - DOYNE PARKING LOT REPLACEMENT (REDUCE SIZE)	\$ 43,000		\$ 43,000	15
67	DAS-FMD (INCLUDES ENVIRONMENTAL)	TBD-293896	VEL PHILLIPS COURTS SOUND SYSTEM	\$ 50,000		\$ 50,000	15
68	DOT - TRANSPORTATION SERVICES	WH026901	W. HAMPTON AVE. -N. 91ST ST. TO N. 76TH ST. RECONSTRUCTION	\$ 110,000	\$ 440,000	\$ 550,000	15
69	DAS-FMD (INCLUDES ENVIRONMENTAL)	TBD-299686	WASHINGTON SENIOR CENTER ROOF REPLACEMENT	\$ 100,000		\$ 100,000	16
70	DOT - TRANSPORTATION SERVICES	WH026601	W. FOREST HOME AVE. (CTH OO)-W. SPEEDWAY DR. TO S. 108TH ST. RECONSTRUCTION	\$ 110,000	\$ 440,000	\$ 550,000	16
71	PARKS DEPARTMENT	TBD-916746	WP058901 - WHITNALL PARK RD RPLCMNT-WHITNALL WAY AND 92ND ST	\$ 69,000		\$ 69,000	17

2025 SUMMARY

Item #	Dept	Project Code	Project Title	County	Non County	Total	Priority
72	DAS-FMD (INCLUDES ENVIRONMENTAL)	TBD-396711	CLINTON ROSE KITCHEN UPGRADE	\$ 100,000	\$ 100,000	17	
73	DAS-FMD (INCLUDES ENVIRONMENTAL)	TBD-457081	CJF LOADING DOCK SYSTEM REPLACEMENT	\$ 100,000	\$ 100,000	18	
74	PARKS DEPARTMENT	TBD-566964	TBD - DOYNE PARK GOLF READAPTATION	\$ 550,000	\$ 550,000	18	
75	PARKS DEPARTMENT	TBD-486401	WHITNALL CLUBHOUSE HVAC RPLCMNT- KITCHEN REMODEL	\$ 1,073,295	\$ 1,073,295	18	
76	PARKS DEPARTMENT	TBD-709664	TBD - OLT NW SIDE TRAIL - EAST WEST RAIL TRAIL	\$ 100,000	\$ 100,000	19	
77	DAS-FMD (INCLUDES ENVIRONMENTAL)	TBD-111093	PROGRAM PLACEHOLDER (FOR OUT-YEARS 2 - 5) - STEAM TRAPS	\$ 250,000	\$ 250,000	19	
78	DAS-FMD (INCLUDES ENVIRONMENTAL)	TBD-706316	COURTHOUSE PIPING REPAIR-ASBESTOS ABATE-PHASE 1 - DESIGN	\$ 275,008	\$ 275,008	20	
79	PARKS DEPARTMENT	WP078401	KOSCIUSZKO COMMUNITY CENTER – FACADE AND ENTRANCE	\$ 486,190	\$ 486,190	20	
80	PARKS DEPARTMENT	WP079901	PARK WALKWAY REPLACEMENTS – PHASE 2	\$ 451,080	\$ 451,080	21	
81	DAS-FMD (INCLUDES ENVIRONMENTAL)	TBD-423219	COURTHOUSE ROOF DRAIN REPLACEMENT-EXTERIOR	\$ 1,501,662	\$ 1,501,662	21	
82	DAS-FMD (INCLUDES ENVIRONMENTAL)	TBD-840183	JURY MANAGEMENT PA AND AV	\$ 50,000	\$ 50,000	22	
83	DAS-FMD (INCLUDES ENVIRONMENTAL)	TBD-185989	VEL PHILIPS BOILER REPLACEMENTS	\$ 10,000	\$ 10,000	23	
84	PARKS DEPARTMENT	TBD-409993	WP063501 - COOPER PARK PLAYGROUND REPLACEMENT	\$ 296,805	\$ 296,805	23	
85	DAS-FMD (INCLUDES ENVIRONMENTAL)	TBD-143031	CLINTON ROSE SR. CENTER CHILLER	\$ 100,000	\$ 100,000	24	
86	PARKS DEPARTMENT	TBD-385993	TIPPECANOE PARK PLAYGROUND REPLACEMENT	\$ 296,805	\$ 296,805	24	
87	PARKS DEPARTMENT	TBD-779702	TBD - PULASKI / CUDAHY / RAWSON / FROEMMING PARK WALKWAY REPLACEMENT	\$ 119,542	\$ 119,542	25	

2025 SUMMARY

Item #	Dept	Project Code	Project Title	County	Non County	Total	Priority
88	PARKS DEPARTMENT	TBD-103106	TBD - OLT NW SIDE TRAIL - GRANTOSA DRIVE	\$ 100,000	\$ 100,000	26	
89	PARKS DEPARTMENT	TBD-984591	TBD - RIVERFRONT BOAT LAUNCH RECONSTRUCTION	\$ 200,000	\$ 200,000	26	
90	PARKS DEPARTMENT	TBD-984568	MITCHELL BLVD PLAYGROUND REPLACEMENT	\$ 275,000	\$ 275,000	27	
91	PARKS DEPARTMENT	TBD-642830	PROGRAM PLACEHOLDER (FOR OUT-YEARS 2 - 5) - PARKS ADA ACCESS IMPROVEMENT	\$ 250,000	\$ 250,000	28	
92	PARKS DEPARTMENT	TBD-581196	WP049401 - MCKINLEY MARINA PARKING LOT REPLACEMENT (E-K)	\$ 132,000	\$ 132,000	29	
93	PARKS DEPARTMENT	TBD-566803	TBD - ST. MARTINS IMPROVEMENTS	\$ 250,000	\$ 250,000	30	
94	PARKS DEPARTMENT	TBD-002900	KK PK JACKSON PK 58TH TO CLEVELAND	\$ 1,243,333	\$ 1,243,333	30	
95	PARKS DEPARTMENT	TBD-422939	TBD - HALES CORNERS PARK WALKWAY REPLACEMENT	\$ 400,000	\$ 400,000	31	
96	PARKS DEPARTMENT	TBD-190157	TBD - HALES CORNERS PLAYGROUND	\$ 515,000	\$ 515,000	32	
97	PARKS DEPARTMENT	TBD-191647	MCGOVERN PARKING LOT REPLACEMENT	\$ 35,000	\$ 35,000	33	
98	PARKS DEPARTMENT	TBD-269290	TBD - KINNICKINNIC RIVER PARKWAY REPLACEMENT SPUR TO 22ND ST. AND OKLAHOMA AVE.	\$ 283,002	\$ 283,002	34	
99	PARKS DEPARTMENT	TBD-377591	TBD - DINEEN BOATHOUSE PARKING LOT REPLACEMENT	\$ 33,000	\$ 33,000	35	
100	PARKS DEPARTMENT	TBD-432490	WP029007 - KK PARKWAY S.29TH TO S. 31ST	\$ 252,500	\$ 252,500	36	
101	PARKS DEPARTMENT	TBD-624219	TBD - KINNICKINNIC RIVER PARKWAY REPLACEMENT JACKSON PARK DR. (SOUTH SIDE OF RIVER) 58TH TO CLEVELAND AVE	\$ 1,284,607	\$ 1,284,607	37	
102	PARKS DEPARTMENT	TBD-775494	TBD - SHERMAN PARK WALKWAY REPLACEMENT	\$ 400,000	\$ 400,000	38	
103	PARKS DEPARTMENT	TBD-772643	WP052801 - GRANT PARK PAVEMENT REPLACEMENT	\$ 203,000	\$ 203,000	39	

2025 SUMMARY

Item #	Dept	Project Code	Project Title	County	Non County	Total	Priority
104	PARKS DEPARTMENT	TBD-771194	TBD - LAFOLLETTE PARK TENNIS REPLACEMENT	\$ 345,000		\$ 345,000	40
105	PARKS DEPARTMENT	TBD-992811	PROGRAM PLACEHOLDER (FOR OUT-YEARS 2 - 5) - DOG PARKS	\$ 200,000		\$ 200,000	41
106	PARKS DEPARTMENT	TBD-726038	WP034401 - REPLACEMENT INCANDESCENT WITH HPS	\$ 120,000		\$ 120,000	42

2026 Capital Summary

This Page Intentionally Left Blank

2026 SUMMARY

Projected County Funding (Bonds + Cash):	\$62,584,848
Requested Capital Projects:	\$264,826,188
County Funding Surplus / (Shortfall):	(\$202,241,340)

Funded Projects (1 - 17):	\$62,584,441
Non-Funded Projects (18 - 169):	\$202,241,747

COUNTY FUNDING OF \$5M OR GREATER

Item #	Dept	Project Code	Project Title	County	Non County	Total	Priority
19	PARKS DEPARTMENT	WP074001	KOSCIUSZKO COMMUNITY CENTER REHABILITATION	\$ 28,084,710	\$ 10,000,000	\$ 38,084,710	1
18	DOT - TRANSIT	TBD-379895	PROGRAM PLACEHOLDER (FOR OUT-YEARS 2 - 5) - BUS REPLACEMENT PROGRAM	\$ 21,000,000		\$ 21,000,000	1
11	DAS-FMD (INCLUDES ENVIRONMENTAL)	WC027601	NEW COUNTY CRIMINAL COURTHOUSE	\$ 20,450,000		\$ 20,450,000	1
10	DOT - FLEET MANAGEMENT	TBD-255763	PROGRAM PLACEHOLDER (FOR OUT-YEARS 2 - 5) - VEHICLE AND EQUIPMENT REPLACEMENT PROGRAM	\$ 15,000,000		\$ 15,000,000	1
9	ZOOLOGICAL DEPARTMENT	WZ017401	ZOO FRONT ENTRANCE-ADMISSIONS RECONFIGURATION	\$ 12,891,160		\$ 12,891,160	1
27	DOT - FLEET MANAGEMENT	WF055601	FLEET GARAGE EXTENSION	\$ 5,660,160		\$ 5,660,160	3
26	DAS-FMD (INCLUDES ENVIRONMENTAL)	TBD-143146	COURTHOUSE HVAC EQUIPMENT & CONTROLS UPGRADES	\$ 5,000,000		\$ 5,000,000	3
47	DOT - TRANSIT	WT016701	CONCRETE YARD AND PARKING LOT - HILLSIDE - FLEET MAINT BLDG	\$ 6,963,330		\$ 6,963,330	7
59	PARKS DEPARTMENT	WP054901	BENDER BOAT LAUNCH REPAIR/RECONFIGURATION	\$ 5,969,300		\$ 5,969,300	10
90	PARKS DEPARTMENT	TBD-076373	WP056901 - NEW SERVICE BLDG & SRVC YARD - WASHINGTON PARK	\$ 9,194,151		\$ 9,194,151	22
119	DAS-FMD (INCLUDES ENVIRONMENTAL)	WO056301	COUNTY ADMINISTRATIVE SPACE RECONFIG - PHASE 1	\$ 5,473,350		\$ 5,473,350	36

2026 SUMMARY

Item #	Dept	Project Code	Project Title	County	Non County	Total	Priority
1	CULTURAL INSTITUTIONS	TBD-873184	VILLA TERRACE WROUGHT IRON RESTORATION	\$ 150,000		\$ 150,000	1
2	DAS-FMD (INCLUDES ENVIRONMENTAL)	TBD-016365	WV004801 - COUNTY-WIDE SANITARY SEWERS REPAIRS-PLN PLCHLDR	\$ 160,000		\$ 160,000	1
3	CULTURAL INSTITUTIONS	TBD-353492	WMC PASSENGER AND FREIGHT ELEVATORS SAARINEN (CA)	\$ 302,800		\$ 302,800	1
4	DOT - HIGHWAY MAINTENANCE	TBD-206628	PROGRAM PLACEHOLDER (FOR OUT-YEARS 2 - 5) - SHORT TERM CTH REHABILITATION	\$ 500,000		\$ 500,000	1
5	CULTURAL INSTITUTIONS	TBD-254137	PHASED BUILDING EXTERIOR STONE CLADDING (2026)	\$ 757,295		\$ 757,295	1

2026 SUMMARY

Item #	Dept	Project Code	Project Title	County	Non County	Total	Priority
6	CULTURAL INSTITUTIONS	TBD-107493	TRIMBORN FARM BUNKHOUSE RESTORATION	\$ 1,166,938		\$ 1,166,938	1
7	DAS - IMSD	TBD-032910	PROGRAM PLACEHOLDER (FOR OUT-YEARS 2 - 5) - TECHNOLOGY LIFECYCLE REPLACEMENTS	\$ 1,500,000		\$ 1,500,000	1
8	DOT - TRANSPORTATION SERVICES	WH026201	N. TEUTONIA AVE (CTH D)/N. 43RD ST. (CTH G)-W. BRADLEY RD TO	\$ 2,528,668	\$ 2,631,332	\$ 5,160,000	1
9	ZOOLOGICAL DEPARTMENT	WZ017401	ZOO FRONT ENTRANCE-ADMISSIONS RECONFIGURATION	\$ 12,891,160		\$ 12,891,160	1
10	DOT - FLEET MANAGEMENT	TBD-255763	PROGRAM PLACEHOLDER (FOR OUT-YEARS 2 - 5) - VEHICLE AND EQUIPMENT REPLACEMENT PROGRAM	\$ 15,000,000		\$ 15,000,000	1
11	DAS-FMD (INCLUDES ENVIRONMENTAL)	WC027601	NEW COUNTY CRIMINAL COURTHOUSE	\$ 20,450,000		\$ 20,450,000	1
12	ZOOLOGICAL DEPARTMENT	TBD-877954	NEW TROPICS BUILDING	\$ 1,000,000	\$ 1,000,000	\$ 2,000,000	2
13	DAS-FMD (INCLUDES ENVIRONMENTAL)	WV004401	MITCHELL PARK LIFT STATION UPGRADE	\$ 1,259,980		\$ 1,259,980	2
14	DOT - TRANSIT	TBD-478642	PROGRAM PLACEHOLDER (FOR OUT-YEARS 2 - 5) - BUS LIFT REPLACEMENT PROGRAM	\$ 1,867,440		\$ 1,867,440	2
15	DOT - TRANSPORTATION SERVICES	WH026701	W. SILVER SPRING DR (CTH EE)-N. 124TH ST. TO W. APPLETON AVE	\$ 1,890,000	\$ 7,560,000	\$ 9,450,000	2
16	DOT - TRANSIT	TBD-567963	PROGRAM PLACEHOLDER (FOR OUT-YEARS 2 - 5) - BUS CURB EXTENSIONS	\$ 560,160		\$ 560,160	3
17	ZOOLOGICAL DEPARTMENT	TBD-918287	ZOOFARI ROOF REPLACEMENT	\$ 600,000		\$ 600,000	3
<hr style="border-top: 1px dashed red;"/>							
18	DOT - TRANSIT	TBD-379895	PROGRAM PLACEHOLDER (FOR OUT-YEARS 2 - 5) - BUS REPLACEMENT PROGRAM	\$ 21,000,000		\$ 21,000,000	1
19	PARKS DEPARTMENT	WP074001	KOSCIUSZKO COMMUNITY CENTER REHABILITATION	\$ 28,084,710	\$ 10,000,000	\$ 38,084,710	1
20	DOT - FLEET MANAGEMENT	WF055801	FLEET MANAGEMENT ELECTRICAL UPGRADE	\$ 1,900,000		\$ 1,900,000	2
21	PARKS DEPARTMENT	WP075901	GRANT PARK ROADWAY RECONSTRUCTION HAWTHORNE TO PICNIC AREA 5	\$ 3,838,160		\$ 3,838,160	2

2026 SUMMARY

Item #	Dept	Project Code	Project Title	County	Non County	Total	Priority
22	DAS-FMD (INCLUDES ENVIRONMENTAL)	TBD-092753	NEW COURTHOUSE TRANSITION FACILITIES-PHASE 1	\$ 4,996,126		\$ 4,996,126	2
23	DOT - TRANSPORTATION SERVICES	WH026501	W. COLLEGE AVE. (CTH ZZ)-S. 26TH ST. TO W. HOWELL AVE.	\$ 1,380,000	\$ 5,520,000	\$ 6,900,000	3
24	DAS-FMD (INCLUDES ENVIRONMENTAL)	TBD-832154	LAKE MICHIGAN BLUFF REPAIRS	\$ 4,500,000		\$ 4,500,000	3
25	PARKS DEPARTMENT	WP078701	PARKS SOUTH REGION ROOF REPLACEMENTS	\$ 4,746,090		\$ 4,746,090	3
26	DAS-FMD (INCLUDES ENVIRONMENTAL)	TBD-143146	COURTHOUSE HVAC EQUIPMENT & CONTROLS UPGRADES	\$ 5,000,000		\$ 5,000,000	3
27	DOT - FLEET MANAGEMENT	WF055601	FLEET GARAGE EXTENSION	\$ 5,660,160		\$ 5,660,160	3
28	DOT - TRANSIT	TBD-597687	PROGRAM PLACEHOLDER (FOR OUT-YEARS 2 - 5) - BUS STOP IMPROVEMENTS - BUS PAD-BALLARDS - MULTIPLE SITES	\$ 185,000		\$ 185,000	4
29	DAS-FMD (INCLUDES ENVIRONMENTAL)	TBD-114109	HOC WWTP DEMOLITION	\$ 295,000		\$ 295,000	4
30	PARKS DEPARTMENT	WP046801	SPORTS COMPLEX MUA	\$ 566,320		\$ 566,320	4
31	DOT - TRANSPORTATION SERVICES	WH026601	W. FOREST HOME AVE. (CTH OO)-W. SPEEDWAY DR. TO S. 108TH ST. RECONSTRUCTION	\$ 940,000	\$ 3,760,000	\$ 4,700,000	4
32	DAS-FMD (INCLUDES ENVIRONMENTAL)	TBD-725116	CH - ELEVATOR MODERNIZATION	\$ 1,000,000		\$ 1,000,000	4
33	ZOOLOGICAL DEPARTMENT	TBD-139085	APES & PRIMATES AC	\$ 1,035,000		\$ 1,035,000	4
34	DOT - FLEET MANAGEMENT	WF055701	FLEET STORAGE TANK REPLACEMENT	\$ 1,726,230		\$ 1,726,230	4
35	DOT - TRANSPORTATION SERVICES	WH027501	LAYTON AVE SIGNAL IMPROVEMENT 76TH TO 47TH	\$ 86,200	\$ 344,800	\$ 431,000	5
36	DOT - TRANSIT	TBD-849000	PROGRAM PLACEHOLDER (FOR OUT-YEARS 2 - 5) - BUS SHELTER PROGRAM	\$ 500,000		\$ 500,000	5
37	DAS-FMD (INCLUDES ENVIRONMENTAL)	WC027301	CRIMINAL JUSTICE FACILITY SKYWALK REHABILITATION	\$ 543,650		\$ 543,650	5

2026 SUMMARY

Item #	Dept	Project Code	Project Title	County	Non County	Total	Priority
38	PARKS DEPARTMENT	WP075101	BROWN DEER TENNIS & PICKLEBALL	\$ 1,115,190		\$ 1,115,190	5
39	DOT - FLEET MANAGEMENT	WF055901	FLEET MANAGEMENT SALLY PORT	\$ 1,147,040		\$ 1,147,040	5
40	DOT - TRANSPORTATION SERVICES	WH027401	LINCOLN MEMORIAL DR SIGNAL IMPRV JUNEAU PARK TO WATER TOWER	\$ 67,800	\$ 271,200	\$ 339,000	6
41	PARKS DEPARTMENT	WP078501	DOYNE PARK REDESIGN STUDY	\$ 1,474,580		\$ 1,474,580	6
42	DOT - TRANSIT	TBD-178199	PROGRAM PLACEHOLDER (FOR OUT-YEARS 2 - 5) - TRAFFIC SIGNAL PRIORITY	\$ 1,725,000		\$ 1,725,000	6
43	DAS-FMD (INCLUDES ENVIRONMENTAL)	WC027201	COURTHOUSE CAFÉ AREA IMPROVEMENTS	\$ 4,076,020		\$ 4,076,020	6
44	DAS-FMD (INCLUDES ENVIRONMENTAL)	TBD-577913	WOW GRANT – HVAC SYSTEMS REPLACEMENT	\$ 50,000		\$ 50,000	7
45	DOT - TRANSPORTATION SERVICES	WH026101	S. 76TH ST. (CTH U)-S. CREEK VIEW CT.-.70MILES N OF RYAN RD RECON	\$ 650,000	\$ -	\$ 650,000	7
46	PARKS DEPARTMENT	WP075801	SPORT FIELD RECONDITIONING HARDEN/ZABLOCKI	\$ 2,806,350		\$ 2,806,350	7
47	DOT - TRANSIT	WT016701	CONCRETE YARD AND PARKING LOT - HILLSIDE - FLEET MAINT BLDG	\$ 6,963,330		\$ 6,963,330	7
48	DAS-FMD (INCLUDES ENVIRONMENTAL)	TBD-945506	WOW UNDERWOOD HVAC REPLACEMENT	\$ 50,000		\$ 50,000	8
49	DOT - TRANSPORTATION SERVICES	WH026801	S. 76TH ST. (CTH U)-W. LAYTON AVE. TO W. HOWARD AVE. RECONSTION	\$ 90,000	\$ 360,000	\$ 450,000	8
50	PARKS DEPARTMENT	WP079501	OAK LEAF TRAIL BRIDGE (OVER I-43 HAMPTON) - REPLACEMENT	\$ 2,418,800		\$ 2,418,800	8
51	DOT - TRANSIT	WT017001	ROOF REPLACEMENT - KK SITE - MAINT AND OPERATIONS BUILDINGS	\$ 3,471,910		\$ 3,471,910	8
52	DOT - TRANSPORTATION SERVICES	WH026901	W. HAMPTON AVE. -N. 91ST ST. TO N. 76TH ST. RECONSTRUCTION	\$ 160,000	\$ 640,000	\$ 800,000	9
53	DAS-FMD (INCLUDES ENVIRONMENTAL)	TBD-502883	COUNTYWIDE ADA REPAIRS PHASE 3 - DESIGN	\$ 300,000		\$ 300,000	9

2026 SUMMARY

Item #	Dept	Project Code	Project Title	County	Non County	Total	Priority
54	PARKS DEPARTMENT	WP079801	SHERMAN PARK – BOYS AND GIRLS CLUB ROOF REPLACEMENT	\$ 1,500,300		\$ 1,500,300	9
55	DOT - TRANSIT	WT016901	ROOF REPLACEMENT - FDL SITE - MAINT BUILDING	\$ 3,026,220		\$ 3,026,220	9
56	DOT - TRANSPORTATION SERVICES	WH027601	W LAYTON BRIDGE B-40-0163 OVER W FOREST AVE (STH 24)	\$ 400,000	\$ 1,600,000	\$ 2,000,000	10
57	DAS-FMD (INCLUDES ENVIRONMENTAL)	TBD-679393	SR CENTERS RESTROOM ADA REHAB	\$ 931,111		\$ 931,111	10
58	DOT - TRANSIT	WT015801	REPLACEMENT OF UNDERGROUND FUEL TANKS KK	\$ 1,870,980		\$ 1,870,980	10
59	PARKS DEPARTMENT	WP054901	BENDER BOAT LAUNCH REPAIR/RECONFIGURATION	\$ 5,969,300		\$ 5,969,300	10
60	DAS-FMD (INCLUDES ENVIRONMENTAL)	TBD-971640	CJF VAV UPGRADES	\$ 118,000		\$ 118,000	11
61	DOT - TRANSPORTATION SERVICES	WH027701	HONEY CREEK BRIDGE P-40-0570 OVER HONEY CREEK	\$ 170,000	\$ 680,000	\$ 850,000	11
62	PARKS DEPARTMENT	WP074301	CUPERTINO PARK SHORE DRIVE CONVERSION TO TRAIL	\$ 237,110		\$ 237,110	11
63	DOT - TRANSIT	WT017201	REPLACEMENT OF UNDERGROUND FUEL TANKS FDL	\$ 1,674,060		\$ 1,674,060	11
64	DOT - TRANSPORTATION SERVICES	WH025101	W. OKLAHOMA AVE. (CTH NN) BRIDGE OVER HONEY CREEK	\$ 30,000	\$ 120,000	\$ 150,000	12
65	DAS-FMD (INCLUDES ENVIRONMENTAL)	TBD-302922	WOW UNDERWOOD - ROOF SOFFETS, FASCIA, GUTTERS REPLACEMENT	\$ 116,000		\$ 116,000	12
66	PARKS DEPARTMENT	WP077701	OLMSTED WAY RECONSTRUCTION	\$ 2,707,400		\$ 2,707,400	12
67	DOT - TRANSPORTATION SERVICES	WH010401	W. GOOD HOPE RD. (WB) B-40-0375 OVER MILWAUKEE RIVER	\$ 35,000	\$ 140,000	\$ 175,000	13
68	DAS-FMD (INCLUDES ENVIRONMENTAL)	TBD-341744	WOW GRANT - ROOF (BITUMEN) COVERING REPLMNT	\$ 150,000		\$ 150,000	13
69	PARKS DEPARTMENT	WP057001	MCKINLEY PARKING LOTS - PHASE 3	\$ 1,825,360		\$ 1,825,360	13

2026 SUMMARY

Item #	Dept	Project Code	Project Title	County	Non County	Total	Priority
70	DOT - TRANSPORTATION SERVICES	WH010301	W. GOOD HOPE RD. OVER MILWAUKEE RIVER	\$ 35,000	\$ 140,000	\$ 175,000	14
71	DAS-FMD (INCLUDES ENVIRONMENTAL)	TBD-491180	WIL-O-WAY GRANT ROOF REPLACEMENT	\$ 150,000		\$ 150,000	14
72	PARKS DEPARTMENT	WP079001	SCOUT LAKE PARKING LOT	\$ 724,560		\$ 724,560	14
73	DAS-FMD (INCLUDES ENVIRONMENTAL)	TBD-917385	WOW UNDERWOOD - ROOF (BITUMEN) COVERING REPLMNT	\$ 150,000		\$ 150,000	15
74	DOT - TRANSPORTATION SERVICES	TBD-492847	PORT WASH RD. - DAPHNE TO GOOD HOPE RD.	\$ 400,000	\$ -	\$ 400,000	15
75	PARKS DEPARTMENT	WP079601	MCKINLEY MARINA PARKING LOT REPLACEMENT – CENTER SECTION	\$ 3,133,230		\$ 3,133,230	15
76	PARKS DEPARTMENT	WP079701	BOERNER BOTONICAL GARDENS FENCE	\$ -	\$ 2,374,190	\$ 2,374,190	16
77	DAS-FMD (INCLUDES ENVIRONMENTAL)	TBD-611077	ROOFING - BUILT-UP (BUR) - 1974	\$ 150,000		\$ 150,000	16
78	PARKS DEPARTMENT	TBD-543315	TBD - ALGONQUIN PARK WALKWAY REPLACEMENT	\$ 200,923		\$ 200,923	17
79	DAS-FMD (INCLUDES ENVIRONMENTAL)	TBD-396711	CLINTON ROSE KITCHEN UPGRADE	\$ 500,000		\$ 500,000	17
80	PARKS DEPARTMENT	WP053901	ROOT RIVER PARKWAY RECONSTRUCTION - LINCOLN TO CLEVELAND (EA)	\$ 2,473,930		\$ 2,473,930	17
81	DAS-FMD (INCLUDES ENVIRONMENTAL)	WS014901	KITCHEN UPGRADES - CLINTON ROSE SENIOR CENTER	\$ 3,019,060		\$ 3,019,060	17
82	PARKS DEPARTMENT	WP054001	ROOT RIVER PKWY RECONSTRUCTION-124TH TO CLVLND (WEST)	\$ 1,618,410		\$ 1,618,410	18
83	PARKS DEPARTMENT	WP062601	COOL WATERS OVERFLOW PARKING LOT & SERVICE YARD	\$ 1,975,880		\$ 1,975,880	19
84	DAS-FMD (INCLUDES ENVIRONMENTAL)	WO095301	INCLUSIVE RESTROOM IMPROVEMENTS – PHASE 1	\$ 3,472,100		\$ 3,472,100	19
85	DAS-FMD (INCLUDES ENVIRONMENTAL)	TBD-546455	CH REPAIR REPLACE EXISTING DAMAGED DUCT IN LIGHT COURTS FOR AHU'S 3&4, S1, AND S2	\$ 10,000		\$ 10,000	20

2026 SUMMARY

Item #	Dept	Project Code	Project Title	County	Non County	Total	Priority
86	PARKS DEPARTMENT	WP074601	COOPER PARK – PARKING LOT REDESIGN AND REPLACEMENT	\$ 860,980	\$ 860,980	\$ 860,980	20
87	DAS-FMD (INCLUDES ENVIRONMENTAL)	TBD-951555	SC WILSON ELEVATOR - PASSENGER TRACTION GEARED	\$ 50,000	\$ 50,000	\$ 50,000	21
88	PARKS DEPARTMENT	WP079301	LAFOLLETTE PARK COURT AND SITE IMPROVEMENTS	\$ 1,036,220	\$ 1,036,220	\$ 1,036,220	21
89	DAS-FMD (INCLUDES ENVIRONMENTAL)	TBD-231278	VEL PHILLIPS-WOOD WINDOW REPLACEMENTS	\$ 139,804	\$ 139,804	\$ 139,804	22
90	PARKS DEPARTMENT	TBD-076373	WP056901 - NEW SERVICE BLDG & SRVC YARD - WASHINGTON PARK	\$ 9,194,151	\$ 9,194,151	\$ 9,194,151	22
91	DAS-FMD (INCLUDES ENVIRONMENTAL)	TBD-369697	CJF VALVES UPGRADES	\$ 116,000	\$ 116,000	\$ 116,000	23
92	PARKS DEPARTMENT	WP052301	LAKE PARK STEEL ARCH BRIDGE	\$ 1,314,370	\$ 1,314,370	\$ 1,314,370	23
93	DAS-FMD (INCLUDES ENVIRONMENTAL)	TBD-293896	VEL PHILLIPS COURTS SOUND SYSTEM	\$ 292,828	\$ 292,828	\$ 292,828	24
94	PARKS DEPARTMENT	WP079401	WILSON REC CENTER – SERVICE ROAD REPLACEMENT	\$ 1,213,620	\$ 1,213,620	\$ 1,213,620	24
95	DAS-FMD (INCLUDES ENVIRONMENTAL)	TBD-299686	WASHINGTON SENIOR CENTER ROOF REPLACEMENT	\$ 400,000	\$ 400,000	\$ 400,000	25
96	PARKS DEPARTMENT	TBD-961847	TBD - CURRIE PARK PARKING LOT - SERVICE YARD	\$ 1,970,947	\$ 1,970,947	\$ 1,970,947	25
97	PARKS DEPARTMENT	TBD-922763	KLETZSCH OVERLOOK, PORTAGE & ADA ACCESS	\$ 1,000,000	\$ 1,000,000	\$ 1,000,000	26
98	DAS-FMD (INCLUDES ENVIRONMENTAL)	TBD-457081	CJF LOADING DOCK SYSTEM REPLACEMENT	\$ 1,617,300	\$ 1,617,300	\$ 1,617,300	26
99	DAS-FMD (INCLUDES ENVIRONMENTAL)	TBD-840183	JURY MANAGEMENT PA AND AV	\$ 113,400	\$ 113,400	\$ 113,400	27
100	PARKS DEPARTMENT	TBD-560579	CURRIE PARK-REPLACE PARKING LOT & CART PATH IMPROVEMENT	\$ 603,806	\$ 603,806	\$ 603,806	27
101	PARKS DEPARTMENT	TBD-210471	MITCHELL LAGOON PAVILION RESTROOM RENOVATION	\$ 300,000	\$ 300,000	\$ 300,000	28

2026 SUMMARY

Item #	Dept	Project Code	Project Title	County	Non County	Total	Priority
102	DAS-FMD (INCLUDES ENVIRONMENTAL)	TBD-185989	VEL PHILIPS BOILER REPLACEMENTS	\$ 750,000	\$ 750,000	\$ 750,000	28
103	PARKS DEPARTMENT	TBD-934352	KK-SPORTS RESTROOM RENOVATION	\$ 300,000	\$ 300,000	\$ 300,000	29
104	DAS-FMD (INCLUDES ENVIRONMENTAL)	TBD-143031	CLINTON ROSE SR. CENTER CHILLER	\$ 657,000	\$ 657,000	\$ 657,000	29
105	PARKS DEPARTMENT	TBD-943038	WP059801 - DRETZKA PARK LIGHTING REPLACEMENT	\$ 300,000	\$ 300,000	\$ 300,000	30
106	DAS-FMD (INCLUDES ENVIRONMENTAL)	WG003701	FACILITIES WEST (LAPHAM) ROOF REPLACEMENT	\$ 2,307,280	\$ 2,307,280	\$ 2,307,280	30
107	DAS-FMD (INCLUDES ENVIRONMENTAL)	TBD-546230	ANNEX PARKING LOT UPGRADES	\$ 50,000	\$ 50,000	\$ 50,000	31
108	PARKS DEPARTMENT	TBD-983201	ZABLOCKI GOLF RESTROOM RENOVATION	\$ 300,000	\$ 300,000	\$ 300,000	31
109	DAS-FMD (INCLUDES ENVIRONMENTAL)	TBD-253278	CJF FLOOR COATINGS PENTHOUSE	\$ 50,000	\$ 50,000	\$ 50,000	32
110	PARKS DEPARTMENT	TBD-086520	WP063801 - KOPS PLAYGROUND REPLACEMENT	\$ 275,000	\$ 275,000	\$ 275,000	32
111	DAS-FMD (INCLUDES ENVIRONMENTAL)	TBD-151773	KELLY SENIOR CENTER FITNESS AREA ADA RESTROOM RENOVATIONS	\$ 100,000	\$ 100,000	\$ 100,000	33
112	PARKS DEPARTMENT	TBD-555137	WP063601 - JACKSON PLAYGROUND REPLACEMENT	\$ 275,000	\$ 275,000	\$ 275,000	33
113	DAS-FMD (INCLUDES ENVIRONMENTAL)	TBD-851049	COURTHOUSE PIPING REPAIR-ASBESTOS ABTMNT PLCHLDR	\$ 120,000	\$ 120,000	\$ 120,000	34
114	PARKS DEPARTMENT	TBD-630971	TBD - OAK LEAF TRAIL - IN LAKE PARK BETWEEN GOLF COURSE PARKING LOT & NORTH AVE.	\$ 262,566	\$ 262,566	\$ 262,566	34
115	PARKS DEPARTMENT	TBD-453204	WP036701 - COOL WATERS AQUATIC CENTER RUNOUT SLIDE	\$ 120,000	\$ 120,000	\$ 120,000	35
116	DAS-FMD (INCLUDES ENVIRONMENTAL)	TBD-111093	PROGRAM PLACEHOLDER (FOR OUT-YEARS 2 - 5) - STEAM TRAPS	\$ 250,000	\$ 250,000	\$ 250,000	35
117	PARKS DEPARTMENT	TBD-812934	DOG PARK PLANNING	\$ 200,000	\$ 200,000	\$ 200,000	36

2026 SUMMARY

Item #	Dept	Project Code	Project Title	County	Non County	Total	Priority
118	DAS-FMD (INCLUDES ENVIRONMENTAL)	TBD-706316	COURTHOUSE PIPING REPAIR-ASBESTOS ABATE-PHASE 1 - DESIGN	\$ 275,008		\$ 275,008	36
119	DAS-FMD (INCLUDES ENVIRONMENTAL)	WO056301	COUNTY ADMINISTRATIVE SPACE RECONFIG - PHASE 1	\$ 5,473,350		\$ 5,473,350	36
120	PARKS DEPARTMENT	TBD-542608	TBD - JUNEAU PARK LAGOON REMEDIATION	\$ 250,000		\$ 250,000	37
121	PARKS DEPARTMENT	WP078901	LAKE PARK RAVINE DRIVE REPLACEMENT	\$ 3,775,600		\$ 3,775,600	38
122	PARKS DEPARTMENT	TBD-243520	TBD - MILWAUKEE RIVER PKWY RD RPLCMNT - HAMPTON - SILVER SPRING	\$ 2,260,000		\$ 2,260,000	39
123	PARKS DEPARTMENT	TBD-922702	WP074101 - SCHULZ AQUATIC POOL GRATES	\$ 428,230		\$ 428,230	40
124	PARKS DEPARTMENT	TBD-541285	WILSON ICE RINK REPLACEMENT	\$ 3,250,000		\$ 3,250,000	41
125	PARKS DEPARTMENT	TBD-153747	TBD - KING COMMUNITY CENTER ROOF REPLACEMENT	\$ 360,000		\$ 360,000	42
126	PARKS DEPARTMENT	TBD-453346	TBD - MCKINLEY PARK (MARINA) PARKING LOT - SAILING CENTER	\$ 347,364		\$ 347,364	43
127	PARKS DEPARTMENT	TBD-446860	PROGRAM PLACEHOLDER (FOR OUT-YEARS 2 - 5) - ROOT RIVER PKWY RECONSTR	\$ 322,000		\$ 322,000	44
128	PARKS DEPARTMENT	TBD-722712	WP063301 - HALES CORNERS WADING POOL REHABILITATION	\$ 250,000		\$ 250,000	45
129	PARKS DEPARTMENT	TBD-908956	TBD - GREENFIELD PARK REPLACEMENT 116TH ST. ENTRANCE TO PARKING LOT PICNIC AREAS 1 & 5	\$ 206,974		\$ 206,974	46
130	PARKS DEPARTMENT	TBD-098009	PULASKI INDOOR POOL CLERESTORY WINDOW REPLACEMENT	\$ 200,000		\$ 200,000	47
131	PARKS DEPARTMENT	TBD-696021	NOYES INDOOR POOL CLERESTORY WINDOW REPLACEMENT	\$ 200,000		\$ 200,000	48
132	PARKS DEPARTMENT	TBD-721366	TBD - WILSON PARK RECREATION CENTER MULTI-PURPOSE ROOM	\$ 550,000		\$ 550,000	49
133	PARKS DEPARTMENT	TBD-858653	TBD - LAFOLLETTE PARK BASKETBALL REPLACEMENT	\$ 160,000		\$ 160,000	50

2026 SUMMARY

Item #	Dept	Project Code	Project Title	County	Non County	Total	Priority
134	PARKS DEPARTMENT	TBD-265968	TBD - GRANT PARK REPLACEMENT FROM EAST END OF OC PKWY TO FORK BETWEEN PICNIC AREAS 1, 5, &6	\$ 190,000		\$ 190,000	51
135	PARKS DEPARTMENT	TBD-840096	KOSCIUSZKO PLAYGROUND REPLACEMENT #1 (AQUATIC CENTER)	\$ 180,000		\$ 180,000	52
136	PARKS DEPARTMENT	TBD-207659	TBD - OAK LEAF TRAIL - SILVER SPRING DR. TO BOBOLINK AVE.	\$ 174,734		\$ 174,734	53
137	PARKS DEPARTMENT	TBD-871038	TBD - ROOT RIVER PARKWAY REPLACEMENT CLEVELAND TO OKLAHOMA (EAST SIDE OF RIVER, NORTH OF BRIDGE)	\$ 150,000		\$ 150,000	54
138	PARKS DEPARTMENT	TBD-710383	TBD - PARKS FIELD INVENTORY & CONSOLIDATON STUDY	\$ 125,000		\$ 125,000	55
139	PARKS DEPARTMENT	TBD-798307	WP057401 - PARK & PKWY LIGHTING UPGRADE & RETROFIT	\$ 123,601		\$ 123,601	56
140	PARKS DEPARTMENT	TBD-943686	TBD - CURRIE DEA RENOVATION - RE -GRADE, PAVE ENTRANCE TB WALKING PATHS & DRAINAGE	\$ 120,000		\$ 120,000	57
141	PARKS DEPARTMENT	TBD-992811	PROGRAM PLACEHOLDER (FOR OUT-YEARS 2 - 5) - DOG PARKS	\$ 200,000		\$ 200,000	58
142	PARKS DEPARTMENT	TBD-433130	WP032501 - DINEEN PARKING LOT B/T SPLASH PAD AND SVC YARD	\$ 55,000		\$ 55,000	59
143	PARKS DEPARTMENT	TBD-800102	OAKWOOD CLUBHOUSE HVAC REPLACEMENT	\$ 55,000		\$ 55,000	60
144	PARKS DEPARTMENT	TBD-897574	KK SIMMONS PARKING LOT REPLACEMENT	\$ 46,000		\$ 46,000	61
145	PARKS DEPARTMENT	TBD-671137	WP064801 - ESTABROOK DAM PARKING LOT ELIMINATION	\$ 17,000		\$ 17,000	62
146	PARKS DEPARTMENT	TBD-192504	WP058801 - WASHINGTON BANDSHELL PARKING LOT REPLACEMENT	\$ 15,000		\$ 15,000	63
147	PARKS DEPARTMENT	TBD-304920	TBD - KK SPORTS PARKING LOT REPLACEMENT	\$ 19,000		\$ 19,000	64
148	PARKS DEPARTMENT	TBD-326690	WP057701 - WARNIMONT ROAD REPLACEMENT - ROAD TO GOLF COURSE	\$ 25,000		\$ 25,000	65
149	PARKS DEPARTMENT	TBD-729650	WP058301 - ESTABROOK SOUTH (EAST OF DRIVE) PARKING LOT REPLACEMENT	\$ 26,000		\$ 26,000	66

2026 SUMMARY

Item #	Dept	Project Code	Project Title	County	Non County	Total	Priority
150	PARKS DEPARTMENT	TBD-457282	WP058601 - LAKE LOCUST ST PARKING AREA ELIMINATION	\$ 60,000	\$ 60,000	67	
151	PARKS DEPARTMENT	TBD-632161	WP057901 - SPORTS COMPLEX ROAD REPLACEMENT - RYAN RD TO COMPLEX	\$ 37,000	\$ 37,000	68	
152	PARKS DEPARTMENT	TBD-268091	WP058001 - ROOT RIVER PICNIC AREA 2-2A PARKING LOT REPLACEMENT	\$ 19,000	\$ 19,000	69	
153	PARKS DEPARTMENT	TBD-859650	WP064401 - LINCOLN GOLF PARKING LOT REPLACEMENT	\$ 42,000	\$ 42,000	70	
154	PARKS DEPARTMENT	TBD-454475	DRETZKA CHALET PARKING LOT REPLACMENT (REDUCE SIZE)	\$ 69,000	\$ 69,000	71	
155	PARKS DEPARTMENT	TBD-019574	OLT REPLACEMENT WARNIMONT B/T PULASKI AND COLLEGE	\$ 71,280	\$ 71,280	72	
156	PARKS DEPARTMENT	TBD-194027	WP065501 - HUMBOLDT PAVILION HVAC REPLACEMENT	\$ 80,000	\$ 80,000	73	
157	PARKS DEPARTMENT	TBD-531271	WP063401 - SCOUT LAKE ROOF REPLACEMENT	\$ 100,000	\$ 100,000	75	
158	PARKS DEPARTMENT	TBD-055562	ZABLOCKI PARKING LOT REPLACEMENT	\$ 28,000	\$ 28,000	76	
159	PARKS DEPARTMENT	TBD-391437	PROGRAM PLACEHOLDER (FOR OUT-YEARS 2 - 5) - SECURITY SYSTEM PLACEHOLDER	\$ 100,000	\$ 100,000	77	
160	PARKS DEPARTMENT	TBD-451365	WP058501 - GRANTOSA PKWY ROAD REPLACEMENT HWY 100 TO CAPITOL	\$ 132,000	\$ 132,000	78	
161	PARKS DEPARTMENT	TBD-249595	WP052701 - HONEY CREEK PKWY RECONSTRUCTION	\$ 132,000	\$ 132,000	79	
162	PARKS DEPARTMENT	TBD-799115	WP055101 - PULASKI PARK PAVILION EXTERIOR IMPROVEMENTS	\$ 158,900	\$ 158,900	80	
163	PARKS DEPARTMENT	TBD-349905	PROGRAM PLACEHOLDER (FOR OUT-YEARS 2 - 5) - PARKS HVAC REPLACEMENT	\$ 200,000	\$ 200,000	81	
164	PARKS DEPARTMENT	TBD-895916	TBD - KINNICKINNIC RIVER PARKWAY REPLACEMENT 57TH ST. TO 60TH ST.	\$ 305,834	\$ 305,834	82	
165	PARKS DEPARTMENT	TBD-478409	TBD - KK RIVER PKWY TENNIS REPLACEMENT	\$ 575,000	\$ 575,000	83	

2026 SUMMARY

Item #	Dept	Project Code	Project Title	County	Non County	Total	Priority
166	PARKS DEPARTMENT	TBD-980460	TBD - PARKS COMMUNITY INPUT PLAN	\$ 200,000		\$ 200,000	84
167	PARKS DEPARTMENT	TBD-104801	WP058101 - WISCONSIN AVENUE PARKING LOT REPLACEMENT	\$ 64,000		\$ 64,000	85
168	PARKS DEPARTMENT	TBD-725736	PROGRAM PLACEHOLDER (FOR OUT-YEARS 2 - 5) - WIFI INSTALLATION	\$ 100,000		\$ 100,000	87
169	PARKS DEPARTMENT	TBD-796424	TBD - UNDERWOOD CREEK OLT TRAIL (100TH-115TH)	\$ 75,000		\$ 75,000	88

2027 Capital Summary

This Page Intentionally Left Blank

2027 SUMMARY

Projected County Funding (Bonds + Cash):	\$64,462,393
Requested Capital Projects:	\$576,295,327
County Funding Surplus / (Shortfall):	(\$511,832,934)

Funded Projects (1 - 21):	\$64,392,600
Non-Funded Projects (22 - 111):	\$511,902,727

COUNTY FUNDING OF \$5M OR GREATER

<i>Item #</i>	<i>Dept</i>	<i>Project Code</i>	<i>Project Title</i>	<i>County</i>	<i>Non County</i>	<i>Total</i>	<i>Priority</i>
22	DAS-FMD (INCLUDES ENVIRONMENTAL)	WC027601	NEW COUNTY CRIMINAL COURTHOUSE	\$ 458,510,270		\$ 458,510,270	1
10	DOT - TRANSIT	TBD-379895	PROGRAM PLACEHOLDER (FOR OUT-YEARS 2 - 5) - BUS REPLACEMENT PROGRAM	\$ 21,000,000		\$ 21,000,000	1
9	DOT - FLEET MANAGEMENT	TBD-255763	PROGRAM PLACEHOLDER (FOR OUT-YEARS 2 - 5) - VEHICLE AND EQUIPMENT REPLACEMENT PROGRAM	\$ 15,000,000		\$ 15,000,000	1
42	DAS-FMD (INCLUDES ENVIRONMENTAL)	TBD-679393	SR CENTERS RESTROOM ADA REHAB	\$ 6,431,765		\$ 6,431,765	10
28	PARKS DEPARTMENT	TBD-352650	TBD - BALL DIAMOND MODERNIZATION	\$ 6,000,000		\$ 6,000,000	4
8	DOT - TRANSPORTATION SERVICES	WH026101	TBD - S. 76TH ST. (CTH U)-S. CREEK VIEW CT.-.70MILES N OF RYAN RD RECON	\$ 5,700,000	\$ 1,600,000	\$ 7,300,000	1
7	PARKS DEPARTMENT	TBD-023703	TBD - MILL POND WATERWAY RESTORATION	\$ 5,500,000		\$ 5,500,000	1
17	PARKS DEPARTMENT	TBD-500363	TBD - WASHINGTON PARK LAGOON DREDGING & REMEDIATION	\$ 5,000,000		\$ 5,000,000	2

2027 SUMMARY

<i>Item #</i>	<i>Dept</i>	<i>Project Code</i>	<i>Project Title</i>	<i>County</i>	<i>Non County</i>	<i>Total</i>	<i>Priority</i>
1	CULTURAL INSTITUTIONS	TBD-516115	WMC SAARINEN BLDG CONCRETE REPAIRS (CA)	\$ 100,000		\$ 100,000	1
2	CULTURAL INSTITUTIONS	TBD-492740	VILLA TERRACE DRIVEWAY AREA REPAIRS	\$ 150,000		\$ 150,000	1
3	DAS-FMD (INCLUDES ENVIRONMENTAL)	TBD-016365	WV004801 - COUNTY-WIDE SANITARY SEWERS REPAIRS-PLN PLCHLDR	\$ 160,000		\$ 160,000	1
4	DOT - HIGHWAY MAINTENANCE	TBD-206628	PROGRAM PLACEHOLDER (FOR OUT-YEARS 2 - 5) - SHORT TERM CTH REHABILITATION	\$ 500,000		\$ 500,000	1
5	ZOOLOGICAL DEPARTMENT	TBD-626559	DESIGN FUNDS FOR PRIMATES REFRESH	\$ 1,000,000	\$ 1,000,000	\$ 2,000,000	1
6	DAS - IMSD	TBD-032910	PROGRAM PLACEHOLDER (FOR OUT-YEARS 2 - 5) - TECHNOLOGY LIFECYCLE REPLACEMENTS	\$ 1,500,000		\$ 1,500,000	1

2027 SUMMARY

Item #	Dept	Project Code	Project Title	County	Non County	Total	Priority
7	PARKS DEPARTMENT	TBD-023703	TBD - MILL POND WATERWAY RESTORATION	\$ 5,500,000		\$ 5,500,000	1
8	DOT - TRANSPORTATION SERVICES	WH026101	S. 76TH ST. (CTH U)-S. CREEK VIEW CT.-.70MILES N OF RYAN RD RECON	\$ 5,700,000	\$ 1,600,000	\$ 7,300,000	1
9	DOT - FLEET MANAGEMENT	TBD-255763	PROGRAM PLACEHOLDER (FOR OUT-YEARS 2 - 5) - VEHICLE AND EQUIPMENT REPLACEMENT PROGRAM	\$ 15,000,000		\$ 15,000,000	1
10	DOT - TRANSIT	TBD-379895	PROGRAM PLACEHOLDER (FOR OUT-YEARS 2 - 5) - BUS REPLACEMENT PROGRAM	\$ 21,000,000		\$ 21,000,000	1
11	CULTURAL INSTITUTIONS	TBD-980607	CHARLES ALLIS WROUGHT IRON RESTORATION	\$ 125,000		\$ 125,000	2
12	DAS-FMD (INCLUDES ENVIRONMENTAL)	TBD-502883	COUNTYWIDE ADA REPAIRS PHASE 3 - DESIGN	\$ 300,000		\$ 300,000	2
13	DAS-FMD (INCLUDES ENVIRONMENTAL)	TBD-402057	WV001601 - NR216 STORMWATER TSS CONTROLS	\$ 500,000		\$ 500,000	2
14	ZOOLOGICAL DEPARTMENT	TBD-184105	UNDERGROUND VOLTAGE FEEDER	\$ 1,000,000		\$ 1,000,000	2
15	DOT - TRANSPORTATION SERVICES	WH026901	W. HAMPTON AVE. -N. 91ST ST. TO N. 76TH ST. RECONSTRUCTION	\$ 1,470,000	\$ 5,880,000	\$ 7,350,000	2
16	DOT - TRANSIT	TBD-478642	PROGRAM PLACEHOLDER (FOR OUT-YEARS 2 - 5) - BUS LIFT REPLACEMENT PROGRAM	\$ 1,867,440		\$ 1,867,440	2
17	PARKS DEPARTMENT	TBD-500363	TBD - WASHINGTON PARK LAGOON DREDGING & REMEDIATION	\$ 5,000,000		\$ 5,000,000	2
18	DAS-FMD (INCLUDES ENVIRONMENTAL)	TBD-034103	WOW GRANT – ELECTRICAL SYSTEMS REPLACEMENT	\$ 50,000		\$ 50,000	3
19	DOT - TRANSIT	TBD-567963	PROGRAM PLACEHOLDER (FOR OUT-YEARS 2 - 5) - BUS CURB EXTENSIONS	\$ 560,160		\$ 560,160	3
20	DOT - TRANSPORTATION SERVICES	WH026801	S. 76TH ST. (CTH U)-W. LAYTON AVE. TO W. HOWARD AVE. RECONSTION	\$ 1,410,000	\$ 5,640,000	\$ 7,050,000	3
21	DAS-FMD (INCLUDES ENVIRONMENTAL)	TBD-037647	WV001201 - POND AND LAGOON DEMONSTRATION-PROJECT	\$ 1,500,000		\$ 1,500,000	4
22	DAS-FMD (INCLUDES ENVIRONMENTAL)	WC027601	NEW COUNTY CRIMINAL COURTHOUSE	\$ 458,510,270		\$ 458,510,270	1

2027 SUMMARY

Item #	Dept	Project Code	Project Title	County	Non County	Total	Priority
23	DAS-FMD (INCLUDES ENVIRONMENTAL)	TBD-832154	LAKE MICHIGAN BLUFF REPAIRS	\$ 4,500,000		\$ 4,500,000	3
24	PARKS DEPARTMENT	TBD-772643	WP052801 - GRANT PARK PAVEMENT REPLACEMENT	\$ 2,030,000		\$ 2,030,000	3
25	DAS-FMD (INCLUDES ENVIRONMENTAL)	TBD-553831	CHILLER - SCREW-TYPE W/COOLING TOWER - 100 TON	\$ 50,000		\$ 50,000	4
26	DOT - TRANSIT	TBD-597687	PROGRAM PLACEHOLDER (FOR OUT-YEARS 2 - 5) - BUS STOP IMPROVEMENTS - BUS PAD-BALLARDS - MULTIPLE SITES	\$ 185,000		\$ 185,000	4
27	DOT - TRANSPORTATION SERVICES	TBD-492847	PORT WASH RD. - DAPHNE TO GOOD HOPE RD.	\$ 400,000	\$ -	\$ 400,000	4
28	PARKS DEPARTMENT	TBD-352650	TBD - BALL DIAMOND MODERNIZATION	\$ 6,000,000		\$ 6,000,000	4
29	DOT - TRANSPORTATION SERVICES	WH010101	N. OAKLAND AVE. BRIDGE B-40-0503 OVER OAK LEAF BIKE TRAIL	\$ 30,000	\$ 120,000	\$ 150,000	5
30	DAS-FMD (INCLUDES ENVIRONMENTAL)	TBD-630041	COURTHOUSE CMLPX-INTERIOR FINISHES RENEW-PHASE 1	\$ 50,000		\$ 50,000	5
31	DOT - TRANSIT	TBD-849000	PROGRAM PLACEHOLDER (FOR OUT-YEARS 2 - 5) - BUS SHELTER PROGRAM	\$ 500,000		\$ 500,000	5
32	PARKS DEPARTMENT	TBD-540025	TBD - WILSON RECREATION HVAC REPLACEMENT	\$ 3,500,000		\$ 3,500,000	5
33	DAS-FMD (INCLUDES ENVIRONMENTAL)	TBD-365759	ROSE SENIOR CENTER ROOF REPLACEMENT	\$ 75,000		\$ 75,000	6
34	PARKS DEPARTMENT	TBD-453204	WP036701 - COOL WATERS AQUATIC CENTER RUNOUT SLIDE	\$ 1,200,000		\$ 1,200,000	6
35	DOT - TRANSIT	TBD-178199	PROGRAM PLACEHOLDER (FOR OUT-YEARS 2 - 5) - TRAFFIC SIGNAL PRIORITY	\$ 1,725,000		\$ 1,725,000	6
36	DAS-FMD (INCLUDES ENVIRONMENTAL)	TBD-903825	WASHINGTON SENIOR CENTER WINDOWS DESIGN & CONSTRUCTION	\$ 100,000		\$ 100,000	7
37	PARKS DEPARTMENT	TBD-984591	TBD - RIVERFRONT BOAT LAUNCH RECONSTRUCTION	\$ 1,250,000		\$ 1,250,000	7
38	DAS-FMD (INCLUDES ENVIRONMENTAL)	TBD-577913	WOW GRANT – HVAC SYSTEMS REPLACEMENT	\$ 500,000		\$ 500,000	8

2027 SUMMARY

Item #	Dept	Project Code	Project Title	County	Non County	Total	Priority
39	PARKS DEPARTMENT	TBD-581196	WP049401 - MCKINLEY MARINA PARKING LOT REPLACEMENT (E-K)	\$ 1,320,000		\$ 1,320,000	8
40	DAS-FMD (INCLUDES ENVIRONMENTAL)	TBD-945506	WOW UNDERWOOD HVAC REPLACEMENT	\$ 500,000		\$ 500,000	9
41	PARKS DEPARTMENT	TBD-829187	TBD - OAK CREEK PARKWAY WALKWAY REPLACEMENT	\$ 1,558,975		\$ 1,558,975	9
42	DAS-FMD (INCLUDES ENVIRONMENTAL)	TBD-679393	SR CENTERS RESTROOM ADA REHAB	\$ 6,431,765		\$ 6,431,765	10
43	DAS-FMD (INCLUDES ENVIRONMENTAL)	TBD-951555	SC WILSON ELEVATOR - PASSENGER TRACTION GEARED	\$ 500,000		\$ 500,000	11
44	PARKS DEPARTMENT	TBD-710153	TBD - MCKINLEY PARK (MARING) PARKING LOT - SAILING CENTER BOAT STORAGE	\$ 583,062		\$ 583,062	11
45	DAS-FMD (INCLUDES ENVIRONMENTAL)	TBD-135804	WOW UNDERWOOD - LIGHTING EQUIPMENT REPLACEMENT	\$ 10,000		\$ 10,000	12
46	PARKS DEPARTMENT	TBD-050274	TBD - OAK LEAF TRAIL - ADJACENT TO EAST SIDE OF LMD BETWEEN WATER TOWER ROAD AND LAKE SERVICE YARD	\$ 512,935		\$ 512,935	12
47	DAS-FMD (INCLUDES ENVIRONMENTAL)	TBD-912659	WOW GRANT – LIGHTING EQUIPMENT REPLACEMENT	\$ 10,000		\$ 10,000	13
48	PARKS DEPARTMENT	TBD-196547	TBD - WILSON RECREATION ROOF REPLACEMENT	\$ 500,000		\$ 500,000	13
49	DAS-FMD (INCLUDES ENVIRONMENTAL)	TBD-281651	WILSON SENIOR CENTER CARPET REPLACEMENT	\$ 50,000		\$ 50,000	14
50	PARKS DEPARTMENT	TBD-513993	MITCHELL PARK DOMES MESH/STRUCTURE INSPECTION & REPAIR	\$ 500,000		\$ 500,000	14
51	DAS-FMD (INCLUDES ENVIRONMENTAL)	TBD-763343	PROGRAM PLACEHOLDER (FOR OUT-YEARS 2 - 5) - CH CMLPX-INTERIOR FINISHES RENEW	\$ 100,000		\$ 100,000	15
52	PARKS DEPARTMENT	TBD-669667	WP059401 - NOYES INDOOR POOL RESTROOM RENOVATION	\$ 500,000		\$ 500,000	15
53	PARKS DEPARTMENT	TBD-558068	WP059201 - DOYNE PARKING LOT REPLACEMENT (REDUCE SIZE)	\$ 430,000		\$ 430,000	16
54	DAS-FMD (INCLUDES ENVIRONMENTAL)	TBD-546455	CH REPAIR REPLACE EXISTING DAMAGED DUCT IN LIGHT COURTS FOR AHU'S 3&4, S1, AND S2	\$ 600,000		\$ 600,000	16

2027 SUMMARY

Item #	Dept	Project Code	Project Title	County	Non County	Total	Priority
55	PARKS DEPARTMENT	TBD-191647	MCGOVERN PARKING LOT REPLACEMENT	\$ 350,000		\$ 350,000	17
56	DAS-FMD (INCLUDES ENVIRONMENTAL)	TBD-231278	VEL PHILLIPS-WOOD WINDOW REPLACEMENTS	\$ 773,983		\$ 773,983	17
57	PARKS DEPARTMENT	TBD-992811	PROGRAM PLACEHOLDER (FOR OUT-YEARS 2 - 5) - DOG PARKS	\$ 200,000		\$ 200,000	18
58	DAS-FMD (INCLUDES ENVIRONMENTAL)	TBD-151773	KELLY SENIOR CENTER FITNESS AREA ADA RESTROOM RENOVATIONS	\$ 500,000		\$ 500,000	18
59	DAS-FMD (INCLUDES ENVIRONMENTAL)	TBD-888142	COURTHOUSE NEGATIVE PRESSURE MITIGATION	\$ 100,000		\$ 100,000	19
60	PARKS DEPARTMENT	TBD-779702	TBD - PULASKI / CUDAHY / RAWSON / FROEMMING PARK WALKWAY REPLACEMENT	\$ 159,814		\$ 159,814	19
61	DAS-FMD (INCLUDES ENVIRONMENTAL)	TBD-546230	ANNEX PARKING LOT UPGRADES	\$ 100,000		\$ 100,000	20
62	PARKS DEPARTMENT	TBD-046523	TBD - HUMBOLDT PARK LIGHT POLE REPLACEMENT	\$ 584,000		\$ 584,000	20
63	DAS-FMD (INCLUDES ENVIRONMENTAL)	TBD-253278	CJF FLOOR COATINGS PENTHOUSE	\$ 325,361		\$ 325,361	21
64	PARKS DEPARTMENT	TBD-916746	WP058901 - WHITNALL PARK RD RPLCMNT-WHITNALL WAY AND 92ND ST	\$ 690,000		\$ 690,000	21
65	PARKS DEPARTMENT	TBD-798307	WP057401 - PARK & PKWY LIGHTING UPGRADE & RETROFIT	\$ 938,941		\$ 938,941	21
66	DAS-FMD (INCLUDES ENVIRONMENTAL)	TBD-851049	COURTHOUSE PIPING REPAIR-ASBESTOS ABTMNT PLCHLDR	\$ 600,000		\$ 600,000	22
67	PARKS DEPARTMENT	TBD-726038	WP034401 - REPLACEMENT INCANDESCENT WITH HPS	\$ 938,941		\$ 938,941	22
68	DAS-FMD (INCLUDES ENVIRONMENTAL)	TBD-111093	PROGRAM PLACEHOLDER (FOR OUT-YEARS 2 - 5) - STEAM TRAPS	\$ 250,000		\$ 250,000	23
69	PARKS DEPARTMENT	TBD-196672	TBD - MCCARTY PARK WALKWAY REPLACEMENT	\$ 709,039		\$ 709,039	23
70	DAS-FMD (INCLUDES ENVIRONMENTAL)	TBD-706316	COURTHOUSE PIPING REPAIR-ASBESTOS ABATE-PHASE 1 - DESIGN	\$ 275,008		\$ 275,008	24

2027 SUMMARY

Item #	Dept	Project Code	Project Title	County	Non County	Total	Priority
71	PARKS DEPARTMENT	TBD-077039	TBD - MADISON PARK WALKWAY REPLACEMENT	\$ 436,642		\$ 436,642	24
72	PARKS DEPARTMENT	TBD-221491	WP063901 - ROOT RIVER LIGHTING REPLACEMENT - LINCOLN TO NATIONAL	\$ 400,000		\$ 400,000	25
73	PARKS DEPARTMENT	TBD-436732	TBD - MADISON PARK BASKETBALL REPLACEMENT	\$ 400,000		\$ 400,000	26
74	PARKS DEPARTMENT	TBD-796313	TBD - LINCOLN MEMORIAL DRIVE - REHABILITATION	\$ 400,000		\$ 400,000	27
75	PARKS DEPARTMENT	TBD-843133	TBD - COOPER PARK WADING POOL SAND, FENCE & SPLASH PAD UPGRADE	\$ 320,000		\$ 320,000	28
76	PARKS DEPARTMENT	TBD-509722	TBD - OAK LEAF TRAIL - BETWEEN MICHIGAN AVE. AND VETERANS PARKING LOT	\$ 312,945		\$ 312,945	29
77	PARKS DEPARTMENT	TBD-137630	WARNIMONT CLUBHOUSE RESTROOM RENOVATION	\$ 300,000		\$ 300,000	30
78	PARKS DEPARTMENT	TBD-637473	WP057801 - GRANT SERVICE EMPLOYEE RESTROOM RENOVATION	\$ 300,000		\$ 300,000	31
79	PARKS DEPARTMENT	TBD-727751	LINCOLN BLATZ - NEW AC AND UPGRADE ELECTRICAL	\$ 300,000		\$ 300,000	32
80	PARKS DEPARTMENT	TBD-833814	TBD - MILWAUKEE RIVER PARKWAY WALKWAY REPLACEMENT	\$ 288,322		\$ 288,322	33
81	PARKS DEPARTMENT	TBD-390484	TBD - KK SPORTS COMPLEX PLAYGROUND REPLACEMENT	\$ 275,000		\$ 275,000	34
82	PARKS DEPARTMENT	TBD-466324	TBD - DINEEN PARK PLAYGROUND REPLACEMENT	\$ 275,000		\$ 275,000	35
83	PARKS DEPARTMENT	TBD-184908	TBD - COPERNICUS PARK WALKWAY REPLACEMENT	\$ 271,915		\$ 271,915	36
84	PARKS DEPARTMENT	TBD-773328	KINNICKINNIC PARKWAY PHASE 4	\$ 270,000		\$ 270,000	37
85	PARKS DEPARTMENT	TBD-071319	TBD - LAKE PARK RAVINE DRIVE REPLACEMENT	\$ 250,000		\$ 250,000	38
86	PARKS DEPARTMENT	TBD-230576	PULASKI PARK PARKING LOT - POOL	\$ 159,570		\$ 159,570	39

2027 SUMMARY

Item #	Dept	Project Code	Project Title	County	Non County	Total	Priority
87	PARKS DEPARTMENT	TBD-086490	PROGRAM PLACEHOLDER (FOR OUT-YEARS 2 - 5) - PARKS BUILDING DEMOLITION	\$ 150,000		\$ 150,000	40
88	PARKS DEPARTMENT	TBD-965882	TBD - ROOT RIVER PARKWAY REPLACEMENT CLEVELAND TO OKLAHOMA (WEST SIDE OF RIVER)	\$ 150,000		\$ 150,000	41
89	PARKS DEPARTMENT	TBD-466304	WP041901 - GREENFIELD PARK SHELTER #3 RR REPLACEMENT	\$ 100,000		\$ 100,000	42
90	PARKS DEPARTMENT	TBD-777178	WP057501 - ESTABROOK CENTRAL (WEST OF DRIVE) PARKING LOT REPLACEMENT	\$ 69,000		\$ 69,000	43
91	PARKS DEPARTMENT	TBD-182150	WP054201 - SHERIDAN DRESSING YARD REPLACEMENT	\$ 53,154		\$ 53,154	44
92	PARKS DEPARTMENT	TBD-154811	WP059101 - WHITNALL PARK RD RPLCMNT-W SPUR TO 108TH & WHITNALL WAY	\$ 50,000		\$ 50,000	45
93	PARKS DEPARTMENT	TBD-197385	WP056701 - OLT REPLACEMENT - CUPERTINO B/T SS MARINA AND RUSSELL	\$ 50,000		\$ 50,000	46
94	PARKS DEPARTMENT	TBD-502063	WP058401 - GREENFIELD PICNIC AREAS 5 AND 1 PARKING LOT REPLACEMENT	\$ 50,000		\$ 50,000	47
95	PARKS DEPARTMENT	TBD-309449	TBD - WILSON REC CNTR SRVCE RD - MAIN PARKING LOT - S 20TH ST	\$ 40,000		\$ 40,000	48
96	PARKS DEPARTMENT	TBD-640129	TBD - CANNON PARK BATHHOUSE - ADA ACCESSIBLE (ELECTION COMMISSION)	\$ 100,000		\$ 100,000	49
97	PARKS DEPARTMENT	TBD-770085	WP041801 - LINCOLN PARK WALKWAYS	\$ 120,000		\$ 120,000	50
98	PARKS DEPARTMENT	TBD-751499	WP059301 - HONEY CREEK PARKWAY ROAD REPLACEMENT 60TH TO 70TH	\$ 136,000		\$ 136,000	51
99	PARKS DEPARTMENT	TBD-959859	TBD - KLETZSCH PARK REPLACEMENT GREEN BAY RD. TO PARK DRIVE	\$ 180,707		\$ 180,707	52
100	PARKS DEPARTMENT	TBD-874864	TBD - KINNICKINNIC RIVER PARKWAY REPLACEMENT 29TH ST. TO 31ST ST.	\$ 191,321		\$ 191,321	53
101	PARKS DEPARTMENT	TBD-605807	GRANT PARK CAMPGROUND COMPLEX	\$ 184,257		\$ 184,257	54
102	PARKS DEPARTMENT	TBD-747529	TBD - WHITNALL VISITORS CENTER ROOF REPLACEMENT	\$ 200,000		\$ 200,000	55

2027 SUMMARY

Item #	Dept	Project Code	Project Title	County	Non County	Total	Priority
103	PARKS DEPARTMENT	TBD-142537	TBD - NORTH REGION TRAILS RE-ROUTES / PLANTINGS / SIGNAGE / MARKETING / STRUCTURES	\$ 200,000		\$ 200,000	56
104	PARKS DEPARTMENT	TBD-171933	WP054101 - REPLACE POOL FILTER SYSTEMS- HUMBOLDT, JACOBUS, AND ALCOTT	\$ 210,000		\$ 210,000	57
105	PARKS DEPARTMENT	TBD-069076	PROGRAM PLACEHOLDER (FOR OUT-YEARS 2 - 5) - STORM SEWERS OUTFALL RECONSTRUCT	\$ 250,000		\$ 250,000	58
106	PARKS DEPARTMENT	TBD-837327	NOYES POOL PLANNING	\$ 200,000		\$ 200,000	59
107	PARKS DEPARTMENT	TBD-642830	PROGRAM PLACEHOLDER (FOR OUT-YEARS 2 - 5) - PARKS ADA ACCESS IMPROVEMENT	\$ 250,000		\$ 250,000	60
108	PARKS DEPARTMENT	TBD-420630	PROGRAM PLACEHOLDER (FOR OUT-YEARS 2 - 5) - STREAMBANK STABILIZATION PROGRAM	\$ 300,000		\$ 300,000	61
109	PARKS DEPARTMENT	TBD-218406	PROGRAM PLACEHOLDER (FOR OUT-YEARS 2 - 5) - PARKS ELECTRCL SRVC REPLACE	\$ 500,000		\$ 500,000	62
110	PARKS DEPARTMENT	TBD-456616	MCKINLEY MARINA PARKING LOTS PLANNING	\$ 954,800		\$ 954,800	63
111	PARKS DEPARTMENT	TBD-687003	WP059001 - WHITNALL PARK RD RPLCMNT-PLAY AREA TO LILAC LN	\$ 47,000		\$ 47,000	64

2028 Capital Summary

This Page Intentionally Left Blank

2028 SUMMARY

Projected County Funding (Bonds + Cash):	\$66,396,265
Requested Capital Projects:	\$105,869,722
County Funding Surplus / (Shortfall):	(\$39,473,457)

Funded Projects (1 - 18):	\$66,263,078
Non-Funded Projects (19 - 103):	\$39,606,644

COUNTY FUNDING OF \$5M OR GREATER

Item #	Dept	Project Code	Project Title	County	Non County	Total	Priority
10	DOT - TRANSIT	TBD-379895	PROGRAM PLACEHOLDER (FOR OUT-YEARS 2 - 5) - BUS REPLACEMENT PROGRAM	\$ 21,000,000		\$ 21,000,000	1
9	ZOOLOGICAL DEPARTMENT	TBD-877954	NEW TROPICS BUILDING	\$ 20,000,000	\$ 20,000,000	\$ 40,000,000	1
8	DOT - FLEET MANAGEMENT	TBD-255763	PROGRAM PLACEHOLDER (FOR OUT-YEARS 2 - 5) - VEHICLE AND EQUIPMENT REPLACEMENT PROGRAM	\$ 15,000,000		\$ 15,000,000	1

2028 SUMMARY

Item #	Dept	Project Code	Project Title	County	Non County	Total	Priority
1	CULTURAL INSTITUTIONS	TBD-183268	CHARLES ALLIS GREAT HALL DRAINAGE SURVEY-LEAKING REPARIS	\$ 150,000		\$ 150,000	1
2	DAS-FMD (INCLUDES ENVIRONMENTAL)	TBD-016365	WV004801 - COUNTY-WIDE SANITARY SEWERS REPAIRS-PLN PLCHLDR	\$ 160,000		\$ 160,000	1
3	DOT - TRANSPORTATION SERVICES	WH025101	W. OKLAHOMA AVE. (CTH NN) BRIDGE OVER HONEY CREEK	\$ 200,000	\$ 800,000	\$ 1,000,000	1
4	DAS-FMD (INCLUDES ENVIRONMENTAL)	TBD-152126	COURTHOUSE COMPLEX BOILERS	\$ 300,000		\$ 300,000	1
5	DOT - HIGHWAY MAINTENANCE	TBD-206628	PROGRAM PLACEHOLDER (FOR OUT-YEARS 2 - 5) - SHORT TERM CTH REHABILITATION	\$ 500,000		\$ 500,000	1
6	DAS - IMSD	TBD-032910	PROGRAM PLACEHOLDER (FOR OUT-YEARS 2 - 5) - TECHNOLOGY LIFECYCLE REPLACEMENTS	\$ 1,500,000		\$ 1,500,000	1
7	PARKS DEPARTMENT	TBD-243520	TBD - MILWAUKEE RIVER PKWY RD RPLCMNT - HAMPTON - SILVER SPRING	\$ 2,260,000		\$ 2,260,000	1
8	DOT - FLEET MANAGEMENT	TBD-255763	PROGRAM PLACEHOLDER (FOR OUT-YEARS 2 - 5) - VEHICLE AND EQUIPMENT REPLACEMENT PROGRAM	\$ 15,000,000		\$ 15,000,000	1

2028 SUMMARY

Item #	Dept	Project Code	Project Title	County	Non County	Total	Priority
9	ZOOLOGICAL DEPARTMENT	TBD-877954	NEW TROPICS BUILDING	\$ 20,000,000	\$ 20,000,000	\$ 40,000,000	1
10	DOT - TRANSIT	TBD-379895	PROGRAM PLACEHOLDER (FOR OUT-YEARS 2 - 5) - BUS REPLACEMENT PROGRAM	\$ 21,000,000		\$ 21,000,000	1
11	DAS-FMD (INCLUDES ENVIRONMENTAL)	TBD-470192	CH - VAV RENEWALS	\$ 100,000		\$ 100,000	2
12	DOT - TRANSPORTATION SERVICES	WH010401	W. GOOD HOPE RD. (WB) B-40-0375 OVER MILWAUKEE RIVER	\$ 240,000	\$ 960,000	\$ 1,200,000	2
13	DAS-FMD (INCLUDES ENVIRONMENTAL)	TBD-402057	WV001601 - NR216 STORMWATER TSS CONTROLS	\$ 500,000		\$ 500,000	2
14	DOT - TRANSIT	TBD-478642	PROGRAM PLACEHOLDER (FOR OUT-YEARS 2 - 5) - BUS LIFT REPLACEMENT PROGRAM	\$ 1,867,440		\$ 1,867,440	2
15	PARKS DEPARTMENT	TBD-265968	TBD - GRANT PARK REPLACEMENT FROM EAST END OF OC PKWY TO FORK BETWEEN PICNIC AREAS 1, 5, &6	\$ 1,935,638		\$ 1,935,638	2
16	DAS-FMD (INCLUDES ENVIRONMENTAL)	TBD-034103	WOW GRANT – ELECTRICAL SYSTEMS REPLACEMENT	\$ 125,000		\$ 125,000	3
17	DOT - TRANSPORTATION SERVICES	WH010301	W. GOOD HOPE RD. OVER MILWAUKEE RIVER	\$ 240,000	\$ 960,000	\$ 1,200,000	3
18	DOT - TRANSIT	TBD-597687	PROGRAM PLACEHOLDER (FOR OUT-YEARS 2 - 5) - BUS STOP IMPROVEMENTS - BUS PAD-BALLARDS - MULTIPLE SITES	\$ 185,000		\$ 185,000	4
19	DOT - TRANSIT	TBD-567963	PROGRAM PLACEHOLDER (FOR OUT-YEARS 2 - 5) - BUS CURB EXTENSIONS	\$ 560,160		\$ 560,160	3
20	PARKS DEPARTMENT	TBD-451365	WP058501 - GRANTOSA PKWY ROAD REPLACEMENT HWY 100 TO CAPITOL	\$ 1,320,000		\$ 1,320,000	3
21	DAS-FMD (INCLUDES ENVIRONMENTAL)	TBD-502883	COUNTYWIDE ADA REPAIRS PHASE 3 - DESIGN	\$ 300,000		\$ 300,000	4
22	PARKS DEPARTMENT	TBD-871038	TBD - ROOT RIVER PARKWAY REPLACEMENT CLEVELAND TO OKLAHOMA (EAST SIDE OF RIVER, NORTH OF BRIDGE)	\$ 1,150,000		\$ 1,150,000	4
23	DOT - TRANSPORTATION SERVICES	TBD-492847	PORT WASH RD. - DAPHNE TO GOOD HOPE RD.	\$ 3,200,000	\$ 1,800,000	\$ 5,000,000	4
24	DAS-FMD (INCLUDES ENVIRONMENTAL)	TBD-630041	COURTHOUSE CMLPX-INTERIOR FINISHES RENEW-PHASE 1	\$ 158,837		\$ 158,837	5

2028 SUMMARY

Item #	Dept	Project Code	Project Title	County	Non County	Total	Priority
25	DOT - TRANSIT	TBD-849000	PROGRAM PLACEHOLDER (FOR OUT-YEARS 2 - 5) - BUS SHELTER PROGRAM	\$ 500,000		\$ 500,000	5
26	PARKS DEPARTMENT	TBD-581196	WP049401 - MCKINLEY MARINA PARKING LOT REPLACEMENT (E-K)	\$ 1,000,000		\$ 1,000,000	5
27	DAS-FMD (INCLUDES ENVIRONMENTAL)	TBD-366670	COURTHOUSE VALVES UPGRADES	\$ 100,000		\$ 100,000	6
28	PARKS DEPARTMENT	TBD-194027	WP065501 - HUMBOLDT PAVILION HVAC REPLACEMENT	\$ 800,000		\$ 800,000	6
29	DOT - TRANSIT	TBD-178199	PROGRAM PLACEHOLDER (FOR OUT-YEARS 2 - 5) - TRAFFIC SIGNAL PRIORITY	\$ 1,725,000		\$ 1,725,000	6
30	DAS-FMD (INCLUDES ENVIRONMENTAL)	TBD-485156	KELLY SR CENTER WINDOW RENOVATIONS	\$ 50,000		\$ 50,000	7
31	PARKS DEPARTMENT	TBD-019574	OLT REPLACEMENT WARNIMONT B/T PULASKI AND COLLEGE	\$ 712,280		\$ 712,280	7
32	DAS-FMD (INCLUDES ENVIRONMENTAL)	TBD-152713	SR CENTERS HVAC UPGRADES (BOTH KELLY AND MCGOVERN)	\$ 50,000		\$ 50,000	8
33	PARKS DEPARTMENT	TBD-799115	WP055101 - PULASKI PARK PAVILION EXTERIOR IMPROVEMENTS	\$ 708,871		\$ 708,871	8
34	DAS-FMD (INCLUDES ENVIRONMENTAL)	TBD-136782	WOW GRANT – PLUMBING SYSTEMS REPLACEMENTS	\$ 25,000		\$ 25,000	9
35	PARKS DEPARTMENT	TBD-777178	WP057501 - ESTABROOK CENTRAL (WEST OF DRIVE) PARKING LOT REPLACEMENT	\$ 690,000		\$ 690,000	9
36	DAS-FMD (INCLUDES ENVIRONMENTAL)	TBD-322725	WOW GRANT – WADING POOL PUMP / FILTER / EQUIPMENT SYSTEM REPLACEMENT	\$ 25,000		\$ 25,000	10
37	PARKS DEPARTMENT	TBD-154811	WP059101 - WHITNALL PARK RD RPLCMNT-W SPUR TO 108TH & WHITNALL WAY	\$ 500,000		\$ 500,000	10
38	DAS-FMD (INCLUDES ENVIRONMENTAL)	TBD-762198	WOW GRANT – INTERIOR DOOR REPLACEMENTS	\$ 25,000		\$ 25,000	11
39	PARKS DEPARTMENT	TBD-992811	PROGRAM PLACEHOLDER (FOR OUT-YEARS 2 - 5) - DOG PARKS	\$ 200,000		\$ 200,000	11
40	DAS-FMD (INCLUDES ENVIRONMENTAL)	TBD-774717	WOW UNDERWOOD – PLUMBING SYSTEMS REPLACEMENTS	\$ 25,000		\$ 25,000	12

2028 SUMMARY

Item #	Dept	Project Code	Project Title	County	Non County	Total	Priority
41	PARKS DEPARTMENT	TBD-648043	TBD - PARKWAY CONVERSION TO BICYCLE & PEDESTRIAN TRAIL	\$ 2,750,000		\$ 2,750,000	12
42	DAS-FMD (INCLUDES ENVIRONMENTAL)	TBD-247870	WOW GRANT - KITCHEN RENOVATION	\$ 50,000		\$ 50,000	13
43	PARKS DEPARTMENT	TBD-249595	WP052701 - HONEY CREEK PKWY RECONSTRUCTION	\$ 1,320,000		\$ 1,320,000	13
44	DAS-FMD (INCLUDES ENVIRONMENTAL)	TBD-724882	HW SYSTEM UPGRADE	\$ 50,000		\$ 50,000	14
45	PARKS DEPARTMENT	TBD-454475	DRETZKA CHALET PARKING LOT REPLACMENT (REDUCE SIZE)	\$ 690,000		\$ 690,000	14
46	DAS-FMD (INCLUDES ENVIRONMENTAL)	TBD-751783	WOW UNDERWOOD - KITCHEN RENOVATION	\$ 50,000		\$ 50,000	15
47	PARKS DEPARTMENT	TBD-433130	WP032501 - DINEEN PARKING LOT B/T SPLASH PAD AND SVC YARD	\$ 550,000		\$ 550,000	15
48	DAS-FMD (INCLUDES ENVIRONMENTAL)	TBD-826191	EXHAUST SYSTEM - POWER ROOF VENTILATORS	\$ 50,000		\$ 50,000	16
49	PARKS DEPARTMENT	TBD-897574	KK SIMMONS PARKING LOT REPLACEMENT	\$ 460,000		\$ 460,000	16
50	DAS-FMD (INCLUDES ENVIRONMENTAL)	TBD-966503	FACILITIES SPACE MANAGEMENT SOFTWARE	\$ 50,000		\$ 50,000	17
51	PARKS DEPARTMENT	TBD-182150	WP054201 - SHERIDAN DRESSING YARD REPLACEMENT	\$ 415,900		\$ 415,900	17
52	DAS-FMD (INCLUDES ENVIRONMENTAL)	TBD-699971	KELLY SENIOR CENTER ROOF REPLACEMENT	\$ 100,000		\$ 100,000	18
53	PARKS DEPARTMENT	TBD-309449	TBD - WILSON REC CNTR SRVCE RD - MAIN PARKING LOT - S 20TH ST	\$ 400,000		\$ 400,000	18
54	DAS-FMD (INCLUDES ENVIRONMENTAL)	TBD-284866	SR CENTERS DDC UPGRADES (ALL FACILITIES)	\$ 209,610		\$ 209,610	19
55	PARKS DEPARTMENT	TBD-192504	WP058801 - WASHINGTON BANDSHELL PARKING LOT REPLACEMENT	\$ 350,000		\$ 350,000	19
56	DAS-FMD (INCLUDES ENVIRONMENTAL)	TBD-553831	CHILLER - SCREW-TYPE W/COOLING TOWER - 100 TON	\$ 150,000		\$ 150,000	20

2028 SUMMARY

Item #	Dept	Project Code	Project Title	County	Non County	Total	Priority
57	PARKS DEPARTMENT	TBD-197385	WP056701 - OLT REPLACEMENT - CUPERTINO B/T SS MARINA AND RUSSELL	\$ 250,000		\$ 250,000	20
58	PARKS DEPARTMENT	TBD-076518	TBD - LAKE PARK TENNIS REPLACEMENT	\$ 55,000		\$ 55,000	21
59	DAS-FMD (INCLUDES ENVIRONMENTAL)	TBD-365759	ROSE SENIOR CENTER ROOF REPLACEMENT	\$ 357,000		\$ 357,000	21
60	PARKS DEPARTMENT	TBD-331510	TBD - MCKINLEY PARK (MARINA) TENNIS REPLACEMENT	\$ 100,000		\$ 100,000	22
61	DAS-FMD (INCLUDES ENVIRONMENTAL)	TBD-903825	WASHINGTON SENIOR CENTER WINDOWS DESIGN & CONSTRUCTION	\$ 2,021,726		\$ 2,021,726	22
62	DAS-FMD (INCLUDES ENVIRONMENTAL)	TBD-135804	WOW UNDERWOOD - LIGHTING EQUIPMENT REPLACEMENT	\$ 90,000		\$ 90,000	23
63	PARKS DEPARTMENT	TBD-231791	TBD - PARKS MAINTENANCE ROOF REPLACEMENT	\$ 100,000		\$ 100,000	23
64	DAS-FMD (INCLUDES ENVIRONMENTAL)	TBD-912659	WOW GRANT – LIGHTING EQUIPMENT REPLACEMENT	\$ 90,000		\$ 90,000	24
65	PARKS DEPARTMENT	TBD-222624	TBD - LINCOLN CLUBHOUSE RENEWAL (ELECTRICAL / HVAC / PLUMBING / ROOF)	\$ 115,000		\$ 115,000	24
66	PARKS DEPARTMENT	TBD-978607	TBD - BRADFORD BEACH VOLLEYBALL COURT REPLACEMENT	\$ 125,000		\$ 125,000	25
67	DAS-FMD (INCLUDES ENVIRONMENTAL)	TBD-763343	PROGRAM PLACEHOLDER (FOR OUT-YEARS 2 - 5) - CH CMLPX- INTERIOR FINISHES RENEW	\$ 250,000		\$ 250,000	25
68	PARKS DEPARTMENT	TBD-797360	TBD - HOLLER PARK/UNDERWOOD CREEK BASKETBALL REPLACEMENT	\$ 160,000		\$ 160,000	26
69	DAS-FMD (INCLUDES ENVIRONMENTAL)	TBD-888142	COURTHOUSE NEGATIVE PRESSURE MITIGATION	\$ 554,663		\$ 554,663	26
70	DAS-FMD (INCLUDES ENVIRONMENTAL)	TBD-577096	KELLY SC HVAC UNIT	\$ 10,000		\$ 10,000	27
71	PARKS DEPARTMENT	TBD-926236	TBD - OAK LEAF TRAIL - BETWEEN THE NORTH ENTRANCE TO LAKE PARK AND THE NEWBERRY BLVD ENTRANCE	\$ 152,614		\$ 152,614	27
72	DAS-FMD (INCLUDES ENVIRONMENTAL)	TBD-281651	WILSON SENIOR CENTER CARPET REPLACEMENT	\$ 100,000		\$ 100,000	28

2028 SUMMARY

Item #	Dept	Project Code	Project Title	County	Non County	Total	Priority
73	PARKS DEPARTMENT	TBD-715626	ZABLOCKI PAVILION/WARNIMONT GOLF OFFICE/WIS. AVE OFFICE RENEWAL	\$ 125,000		\$ 125,000	28
74	PARKS DEPARTMENT	TBD-218583	TBD - SHERIDAN PARK PARKING LOT - ACROSS FROM POOL NEAR PICNIC AREAS 3 & 4/W. SIDE OF SERVICE BUILDING	\$ 160,400		\$ 160,400	29
75	DAS-FMD (INCLUDES ENVIRONMENTAL)	TBD-111093	PROGRAM PLACEHOLDER (FOR OUT-YEARS 2 - 5) - STEAM TRAPS	\$ 250,000		\$ 250,000	29
76	PARKS DEPARTMENT	TBD-671137	WP064801 - ESTABROOK DAM PARKING LOT ELIMINATION	\$ 170,000		\$ 170,000	30
77	PARKS DEPARTMENT	TBD-304920	TBD - KK SPORTS PARKING LOT REPLACEMENT	\$ 190,000		\$ 190,000	31
78	PARKS DEPARTMENT	TBD-326690	WP057701 - WARNIMONT ROAD REPLACEMENT - ROAD TO GOLF COURSE	\$ 250,000		\$ 250,000	32
79	PARKS DEPARTMENT	TBD-729650	WP058301 - ESTABROOK SOUTH (EAST OF DRIVE) PARKING LOT REPLACEMENT	\$ 260,000		\$ 260,000	33
80	PARKS DEPARTMENT	TBD-055562	ZABLOCKI PARKING LOT REPLACEMENT	\$ 280,000		\$ 280,000	34
81	PARKS DEPARTMENT	TBD-632161	WP057901 - SPORTS COMPLEX ROAD REPLACEMENT - RYAN RD TO COMPLEX	\$ 370,000		\$ 370,000	35
82	PARKS DEPARTMENT	TBD-859650	WP064401 - LINCOLN GOLF PARKING LOT REPLACEMENT	\$ 420,000		\$ 420,000	36
83	PARKS DEPARTMENT	TBD-687003	WP059001 - WHITNALL PARK RD RPLCMNT-PLAY AREA TO LILAC LN	\$ 470,000		\$ 470,000	37
84	PARKS DEPARTMENT	TBD-104801	WP058101 - WISCONSIN AVENUE PARKING LOT REPLACEMENT	\$ 640,000		\$ 640,000	38
85	PARKS DEPARTMENT	TBD-473431	TBD - LAKE PARK WALKWAY REPLACEMENT	\$ 750,000		\$ 750,000	39
86	PARKS DEPARTMENT	TBD-079323	TBD - GRANT PARK PARKING LOT - BEACH	\$ 620,600		\$ 620,600	40
87	PARKS DEPARTMENT	TBD-800102	OAKWOOD CLUBHOUSE HVAC REPLACEMENT	\$ 550,000		\$ 550,000	41
88	PARKS DEPARTMENT	TBD-712769	TBD - PARK PEDESTRIAN BRIDGES REPLACEMENT (CEASAR 1, ESB TRAIL #2, JACKSON 8, JACOBUS (3&4), KULWICKI 9, LAKE PARK (1,2,7,9), ROOT RIVER 6)	\$ 540,000		\$ 540,000	42

2028 SUMMARY

Item #	Dept	Project Code	Project Title	County	Non County	Total	Priority
89	PARKS DEPARTMENT	TBD-107452	WP059501 - PULASKI MILW INDOOR POOL RESTROOM RENOVATION	\$ 500,000		\$ 500,000	43
90	PARKS DEPARTMENT	TBD-936502	TBD - ZABLOCKI PARK PARKING LOT-PAVILION	\$ 455,715		\$ 455,715	44
91	PARKS DEPARTMENT	TBD-565037	TBD - OAK LEAF TRAIL - SOUTH SIDE OF DREXEL BETWEEN C&NW RR AND HOWELL AVE.	\$ 365,118		\$ 365,118	45
92	PARKS DEPARTMENT	TBD-377591	TBD - DINEEN BOATHOUSE PARKING LOT REPLACEMENT	\$ 330,000		\$ 330,000	46
93	PARKS DEPARTMENT	TBD-335008	TBD - CENTER STREET PAVILION RESTROOM RENOVATION	\$ 300,000		\$ 300,000	47
94	PARKS DEPARTMENT	TBD-496672	WP057301 - ESTABROOK SERVICE PUBLIC RESTROOM RENOVATION	\$ 300,000		\$ 300,000	48
95	PARKS DEPARTMENT	TBD-694068	TBD - OAK LEAF TRAIL - 94TH TO 107TH	\$ 295,856		\$ 295,856	49
96	PARKS DEPARTMENT	TBD-966447	TBD - LINDSAY PARK PLAYGROUND REPLACEMENT	\$ 295,000		\$ 295,000	50
97	PARKS DEPARTMENT	TBD-979066	TBD - OAK CREEK PARKWAY PEDESTRIAN BRIDGES REPLACEMENT (#S 0 - 5)	\$ 270,000		\$ 270,000	51
98	PARKS DEPARTMENT	TBD-972255	TBD - OAK LEAF TRAIL - MILWAUKEE RIVER BETWEEN SILVER SPRING DR. TO NORTH BOUNDARY OF LINCOLN PARK	\$ 210,294		\$ 210,294	52
99	PARKS DEPARTMENT	TBD-268091	WP058001 - ROOT RIVER PICNIC AREA 2-2A PARKING LOT REPLACEMENT	\$ 190,000		\$ 190,000	53
100	PARKS DEPARTMENT	TBD-391437	PROGRAM PLACEHOLDER (FOR OUT-YEARS 2 - 5) - SECURITY SYSTEM PLACEHOLDER	\$ 100,000		\$ 100,000	54
101	PARKS DEPARTMENT	TBD-446860	PROGRAM PLACEHOLDER (FOR OUT-YEARS 2 - 5) - ROOT RIVER PKWY RECONSTRC	\$ 3,222,000		\$ 3,222,000	55
102	PARKS DEPARTMENT	TBD-598396	GROBSCHMIDT BATHHOUSE ROOF REPLACEMENT	\$ 125,000		\$ 125,000	57
103	PARKS DEPARTMENT	TBD-796424	TBD - UNDERWOOD CREEK OLT TRAIL (100TH-115TH)	\$ 600,000		\$ 600,000	58

This Page Intentionally Left Blank



Milwaukee County Courthouse
901 North 9th Street | Milwaukee, WI 53233
county.milwaukee.gov