

EMPLOYEE & RETIREE FRINGE BENEFITS (1950) BUDGET

DEPT: Fringe Benefits

UNIT NO. 1950  
FUND: General - 0001

**Budget Summary**

Category	2019 Actual	2020 Actual	2021 Budget	2022 Budget	2022/2021 Variance
<b>Expenditures</b>					
Direct Fringe Benefits	\$211,934,412	\$206,544,888	\$221,755,018	\$219,096,258	(\$2,658,760)
Operation Costs	\$2,338,972	\$1,917,092	\$1,180,000	\$1,030,000	(\$150,000)
Debt & Depreciation	\$0	\$0	\$0	\$0	\$0
Capital Outlay	\$0	\$0	\$0	\$0	\$0
Interdept. Charges	\$2,702,141	\$2,127,769	\$2,194,631	\$1,657,327	(\$537,304)
<b>Total Expenditures</b>	<b>\$216,975,525</b>	<b>\$210,589,749</b>	<b>\$225,129,649</b>	<b>\$221,783,585</b>	<b>(\$3,346,064)</b>
<b>Revenues</b>					
Direct Revenue	\$23,500,109	\$22,716,814	\$22,074,528	\$22,645,000	\$570,472
Intergov Revenue	\$0	\$0	\$0	\$539,955	\$539,955
<b>Total Revenues</b>	<b>\$23,500,109</b>	<b>\$22,716,814</b>	<b>\$22,074,528</b>	<b>\$23,184,955</b>	<b>\$1,110,427</b>
<b>Net Fringe Costs</b>	<b>\$193,475,416</b>	<b>\$187,872,935</b>	<b>\$203,055,121</b>	<b>\$198,598,630</b>	<b>(\$4,456,491)</b>

*Note: The budget summary table excludes crosscharges to departments to reflect the total fringe benefits costs more accurately.*

**Department Mission:**

This non-departmental unit includes expenditures for employee and retiree (legacy) fringe benefit costs, and revenues from premium contributions for those benefits.

**Department Description:**

Appropriations for employee and legacy fringe benefits in this non-departmental unit include: health and dental insurance, contributions to various pension plans, life insurance, Medicare premium contributions, employee bus passes, and health insurance actuarial services.

The cost of these benefits, net of employee and retiree premium contributions (which are shown as direct revenues in the table above), are allocated out to revenue generating departments based on their share of countywide staffing levels. This enables the County to be reimbursed for its total personnel costs to provide services.

# EMPLOYEE & RETIREE FRINGE BENEFITS (1950) BUDGET

DEPT: Fringe Benefits

UNIT NO. 1950  
FUND: General - 0001

## 2022 Budget Impact on Employees

In 2022, Milwaukee County maintains an excellent package of fringe benefits for employees. The 2022 Budget does not include any major changes to benefits or employee contribution rates while including an April 2022 2% pay increase for all non-represented employees. Despite facing a structural deficit of over \$20 million in 2021, the County has chosen to prioritize employee total compensation.

### Employee Total Compensation in 2022:

#### Pay Increase

Non-represented employees will receive an April 2% pay increase in 2022. The funds for this salary increase are budgeted in departments.

#### Health Insurance Premiums

The County pays about 88% of active health benefit costs, while employees are responsible for about 12%. There are no changes to health insurance premiums in 2022. 2022 rates (after including Wellness credit):

Employee Only: \$97/month

Employee + Child: \$143/month

Employee + Spouse: \$226/month

Employee + Family: \$254/month

#### Dental Plan

The 2022 Budget includes no modifications to the Dental plan to help attract and retain a talented and diverse staff in a competitive labor market.

#### Pension Contribution

The general employee pension contribution decreases from 6.2% to 6.1% in 2022. Public safety represented employee contributions are subject to collective bargaining.

#### Flexible Spending Account

The employee Flexible Spending Account is maintained in 2022. The County will match up to \$1,000 in employee on a dollar-for-dollar basis for this tax advantaged account.

The chart below shows the impact of the past two budgets on the salary and health/pension costs for an example employee with a salary of \$60,000 who opts for the Employee + Family health care plan:

Salary Item	2021	2022
Salary – Start of Year	\$60,000	\$60,300
Salary Increase – Prorated*	\$60,300	\$61,205
Health Care Premium Contribution	(\$3,048)	(\$3,048)
Pension Contribution**	(\$3,739)	(\$3,733)
<b>Net Salary after Contributions</b>	<b>\$53,513</b>	<b>\$54,423</b>

\*2021 Salary Increase: 1% midyear for a net 0.5% increase

\*2022 Salary Increase: 2% in Q2 for a net 1.5% increase

\*\*6.2% in 2021, 6.1% in 2022

## EMPLOYEE & RETIREE FRINGE BENEFITS (1950) BUDGET

DEPT: Fringe Benefits

UNIT NO. 1950  
FUND: General - 0001

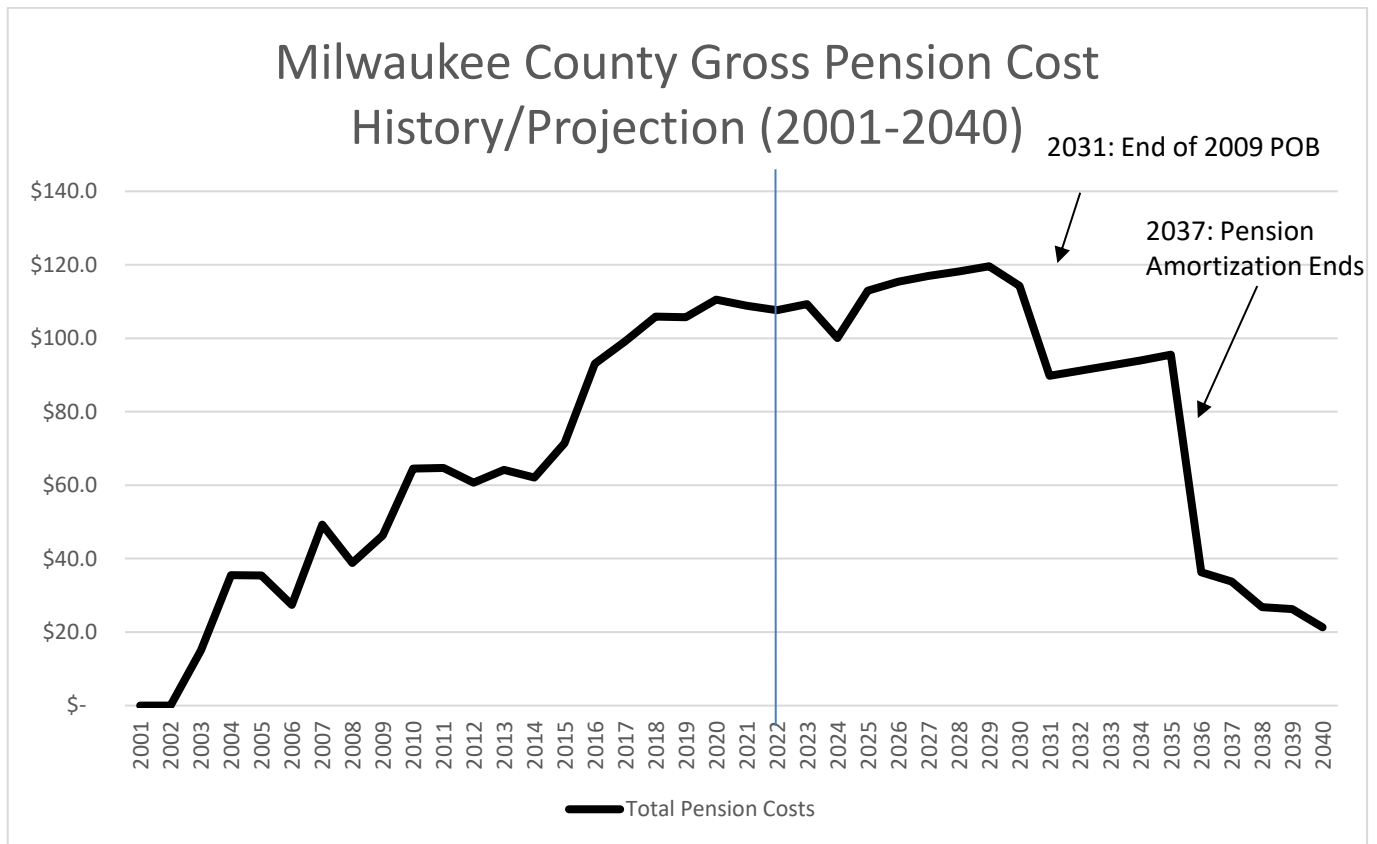
### Long-Term Impact on County Budget

- Only about 1/3 of Fringe Benefit costs are for current employees. The other 2/3 of costs are for promises to past retirees. \$111.2 million, or about 36% of the County's property tax levy is allocated to retiree health and pension benefits. This is an amount that is not available for programs and services that are mandated by the State of Wisconsin or program are a part of the County's strategic plan. Health insurance costs are funded on a pay as you go basis - meaning costs are less predictable and can change significantly, year over year.
- Pension costs are based on an amortization schedule supplied by the Pension Board's actuary. The chart below shows the County's actual gross pension cost from 2001 to 2021 and the projected cost from 2022 to 2040. In 2001 and 2002, the County pension system was 100% funded and the actuary recommended no County contributions. In 2022, a total contribution of \$108 million is budgeted for pension expenditures. Costs have increased significantly since 2001 due to three main factors: 1) A significant enhancement in the pension benefit level for most County employees was adopted in 2001. The enhancements were subsequently repealed, but employees who were active at that time remained eligible for the enhanced benefit. 2) The assumed rate of return for the pension fund was as high as 9.0%. This was considered reasonable at the time due to the strong performance of markets in the 1990s. However, for several years in the early 2000s, many investments lost value and fell significantly short of the 9.0% target. When investments do not meet the rate of return assumption, the County is required to increase contributions to make up the shortfall. 3) In the 2000s, the County did not always make the full contribution requested by the pension actuary. By not fully funding the actuary's recommendation, the County was required to make a large amount of contributions in later years to account for lost interest.
- Pension costs are expected to generally see small annual increases before significant decreases in 2031 and 2037. The decrease in 2031 is the expected end of Pension Obligation Bond (POB) Payments. The County currently pays \$33 million in 2022 in POB debt service. The decrease in 2036 represents the end of the amortization period for most of the current pension debt. If assumptions on rate of return and demographics are met, Milwaukee County's only pension costs in 2040 will be the normal costs for benefits earned during the year.

EMPLOYEE & RETIREE FRINGE BENEFITS (1950) BUDGET

DEPT: Fringe Benefits

UNIT NO. 1950  
FUND: General - 0001



Source: Pension Fund Actuary (Segal Consultants), Office of the Comptroller, Milwaukee County Budget Documents

EMPLOYEE & RETIREE FRINGE BENEFITS (1950) BUDGET

DEPT: Fringe Benefits

UNIT NO. 1950  
FUND: General - 0001

**2022 Employee & Retiree Fringe Benefits Summary**

**2021-2022 Fringe Benefit Budget Comparisons**

ITEM	2021 BUDGET	2022 BUDGET	2021-2022 Change
<b>Gross Health &amp; Dental Costs</b>	\$109,264,523	\$107,981,465	(\$1,283,058)
	+	+	
<b>Gross Pension Costs</b>	\$109,853,119	\$108,392,793	(\$1,460,326)
	+	+	
<b>Gross Costs - Other Benefits</b>	\$6,012,007	\$5,709,327	(\$302,680)
	=	=	
<b>TOTAL Gross Benefit Costs</b>	<b>\$225,129,649</b>	<b>\$222,083,585</b>	<b>(\$3,046,064)</b>
	-	-	
<b>Less Employee/Retiree Health Premiums</b>	(\$8,596,465)	(\$8,620,000)	(\$23,535)
	-	-	
<b>Less Employee/State Pension Contributions</b>	(\$12,000,000)	(\$12,789,955)	(\$789,955)
	-	-	
<b>Less Other Benefit Revenues</b>	(\$1,478,063)	(\$1,775,000)	(\$296,937)
	=	=	
<b>TOTAL Net Benefit Costs - Allocated to Revenue Departments</b>	<b>\$203,055,121</b>	<b>\$198,898,630</b>	<b>(\$4,156,491)</b>
	-	-	
<b>Estimated Revenue Offset at 14.5%</b>	(\$29,442,993)	(\$28,840,301)	\$602,691
	=	=	
<b>Approximate Direct Tax Levy Cost, Employee &amp; Retiree Fringe Benefits:</b>	<b>\$173,612,129</b>	<b>\$170,058,329</b>	<b>(\$3,553,300)</b>

The table above shows that the 2022 budget includes \$222.1 million in gross fringe benefit costs. Revenues directly related to fringe benefits, such as employee and retiree health insurance premiums, employee pension contributions required by State Statute, and other revenues offset approximately \$23.2 million of this total. The remainder, \$198.9 million, is allocated to revenue-generating departments. This is done for two primary reasons. One is to show the “true cost” of providing each service, as personnel costs including fringe benefits comprise a large share of the County’s operating cost. The second reason for this allocation is that many departments receive outside revenue reimbursement for these costs, reducing the County’s tax levy requirements. For instance, all personnel costs allocated to the Airport Division of the Department of Transportation are reimbursed by various fees and charges at the County’s airports. In the Department of Child Support Services, approximately two-thirds of the cost is reimbursed by federal revenues. The remainder, approximately \$170.1 million in 2022, represents tax levy. Countywide, approximately 14.5 percent of fringe benefit costs that are allocated out are reimbursed by outside revenue sources.

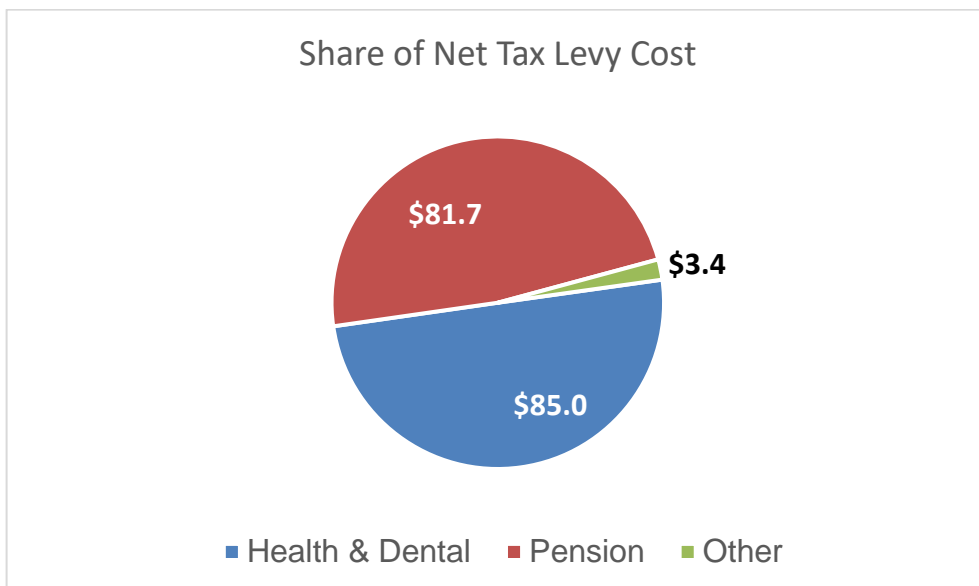
# EMPLOYEE & RETIREE FRINGE BENEFITS (1950) BUDGET

DEPT: Fringe Benefits

UNIT NO. 1950  
FUND: General - 0001

In 2022, only departments and portions of departments with substantial outside revenue reimbursement are directly charged for fringe benefit costs. The fringe benefit rate for the 2022 Budget is \$14,800 per benefit eligible FTE for active health care and 10.8% of salary for active pension. In early 2022, the Office of the Comptroller will update these rates for departmental use during the year.

Of the total tax levy cost (after reimbursement from outside revenue sources) for employee and retiree fringe benefits, health and dental costs make up the largest share at approximately \$84.7 million or 50 percent of the total. Pension benefits represent approximately \$81.7 million or 48 percent, and other benefits such as life insurance and the employee bus pass program require \$3.4 million in levy or 2 percent of the total.



# EMPLOYEE & RETIREE FRINGE BENEFITS (1950) BUDGET

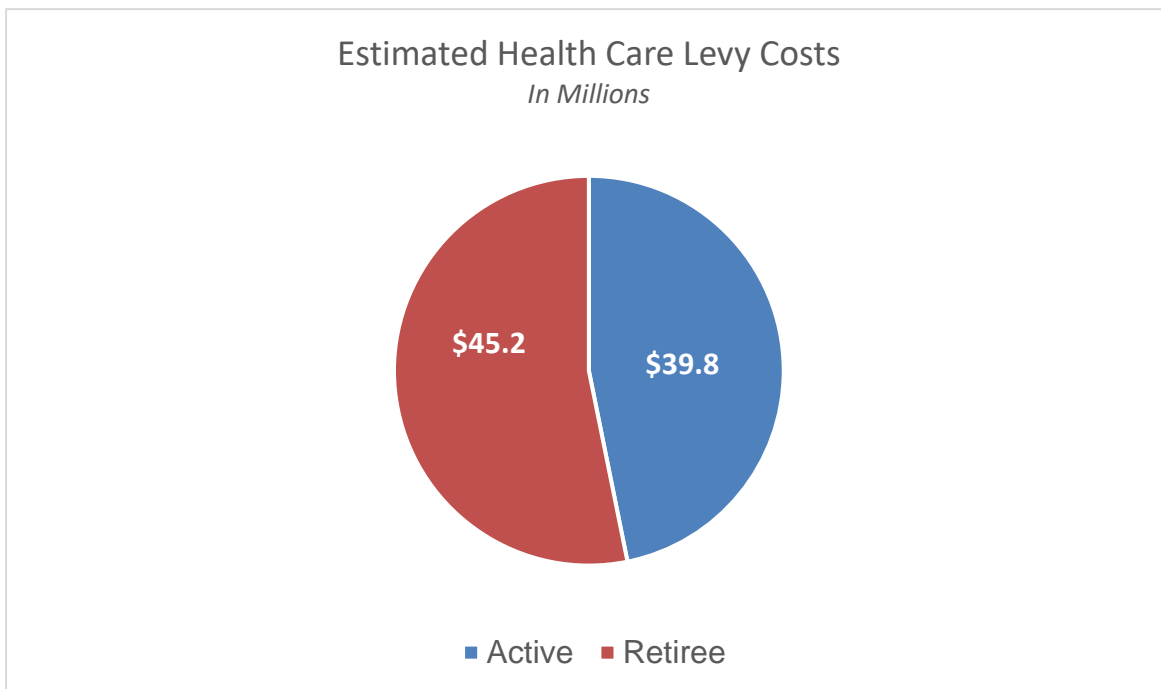
DEPT: Fringe Benefits

UNIT NO. 1950  
FUND: General - 0001

## Health & Dental Benefits Overview

The County allocates its benefit costs to active employees and retirees based on estimates provided by various sources, including the health care actuary and the Office of the Comptroller. In some cases, benefits are solely categorized to either active employees (dental insurance) or to retirees (Medicare Part B premium reimbursements).

For health care expenditures, which include medical claims and Medicare Part B premium reimbursements, retirees account for an estimated 53 percent of tax levy funded benefits, while active employees represent 47 percent.



The 2022 Budget includes one major change to health benefits. In 2021, stop loss insurance was discontinued. The 2022 budget decreases the stop loss insurance expenditure from \$2,000,000 to \$0.

The Flexible Spending Account (FSA) Employer contribution for 2022 is a maximum of \$1,000. Employees eligible for an FSA must provide \$1,000 (a 1 dollar to 1 dollar match) to receive the maximum County contribution. The employee FSA is unchanged in 2022.

Expenditures in Org. 1950 – Employee Fringe Benefits include:

- Health and dental insurance benefits
- Third-party administrative costs for health insurance, prescription drugs, dental insurance, and wellness
- Fees required by the Affordable Care Act
- Employee Flu Shots

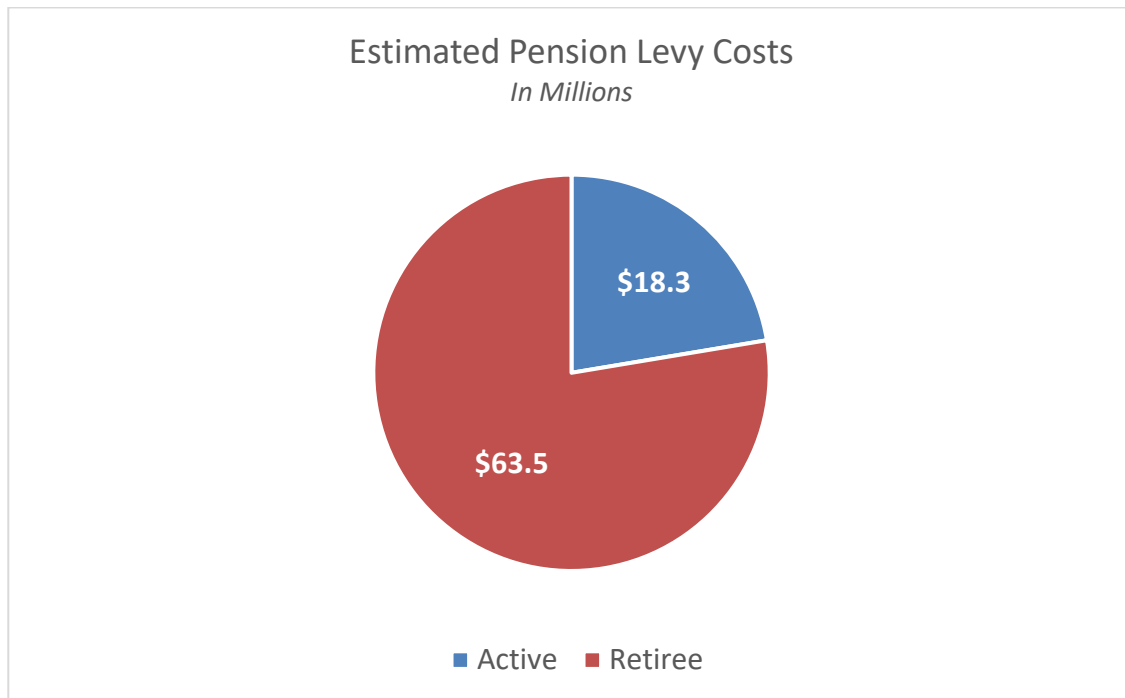
EMPLOYEE & RETIREE FRINGE BENEFITS (1950) BUDGET

DEPT: Fringe Benefits

UNIT NO. 1950  
FUND: General - 0001

**Pension Benefits Overview**

Milwaukee County offers a pension benefit to vested employees through the Milwaukee County Employee Retirement System (ERS). ERS is one of the three public pension systems in the state of Wisconsin. As with health care and dental benefits, the County allocates pension-related costs between active employees and retirees. For 2022, the projected tax levy cost of pension benefits is approximately \$81.7 million. Of this total, approximately \$63.4 million or 78 percent is allocated to retiree costs and \$18.3 million or 22 percent is allocated to active employees.



The 2022 budget provides total appropriations for pension benefits of \$108.4 million. This amount represents a decrease of about \$1.4 million due to decreased OBRA and ERS Unfunded Actuarial Liability costs, partially offset by increased costs for the active pension portion of the \$3/hour premium pay for corrections staff.

Item	2021 Budget	2022 Budget	2021/22 Change
OBRA Retirement System Contrib.	\$703,000	\$203,000	(\$500,000)
ERS Normal Cost	\$19,536,000	\$19,575,000	\$39,000
ERS Unfunded Actuarial Liability	\$56,193,000	\$54,663,000	(\$1,530,000)
Pension Obligation Bonds	\$33,421,119	\$33,411,838	(\$9,281)
Doyne Pension	\$0	\$0	\$0
Premium Pay - Pension	\$0	\$539,955	\$539,955
<b>TOTAL Pension Costs</b>	<b>\$109,853,119</b>	<b>\$108,392,793</b>	<b>(\$1,460,326)</b>

The Employees Retirement System (ERS) and 1990 Retirement System of the County of Milwaukee (“OBRA”) contributions represent amounts recommended by the County’s pension actuary.



# EMPLOYEE & RETIREE FRINGE BENEFITS (1950) BUDGET

DEPT: Fringe Benefits

UNIT NO. 1950  
FUND: General - 0001

## Revenues

Revenues of \$12.8 million are budgeted in 2021. Revenues primarily increase due to the use of ARPA funding to offset the active pension portion of the \$3/hour premium pay for corrections staff. For 2022, general employees shall contribute 6.1 percent of salary to the pension plan (down from 6.2 percent in 2021). Public safety employee contributions are subject to collective bargaining.