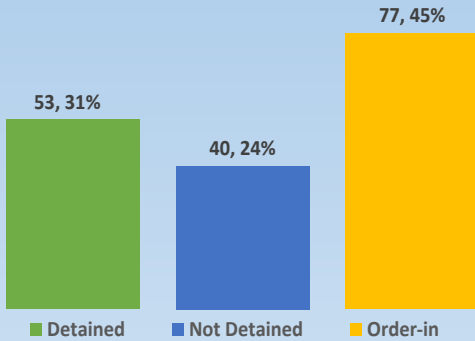




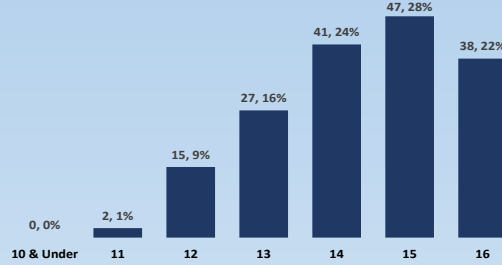
# DYFS Monthly Data Blast

OCTOBER 2021

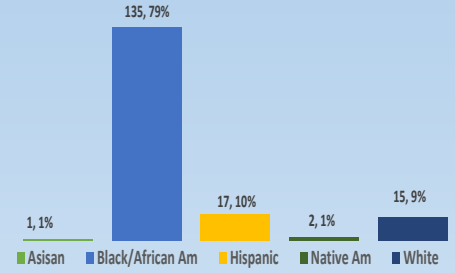
## October Referrals (Total 156)



## October Referrals by Age



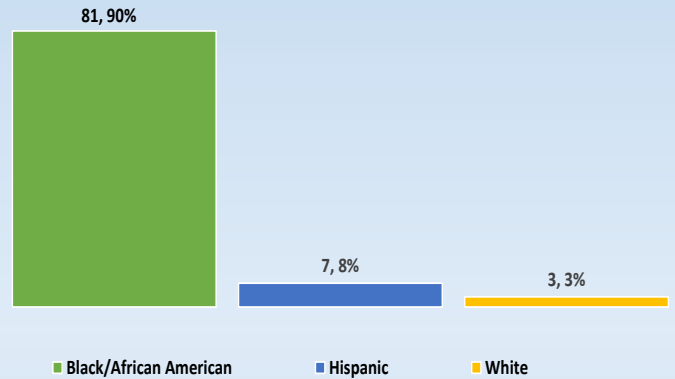
## October Referrals by Race/Ethnicity



## Detention Admissions—October

Monthly Detentions	#
Admissions	91
Discharges	94
Average Length of Stay	33.4 Days

## Detention Admissions—Race/Ethnicity



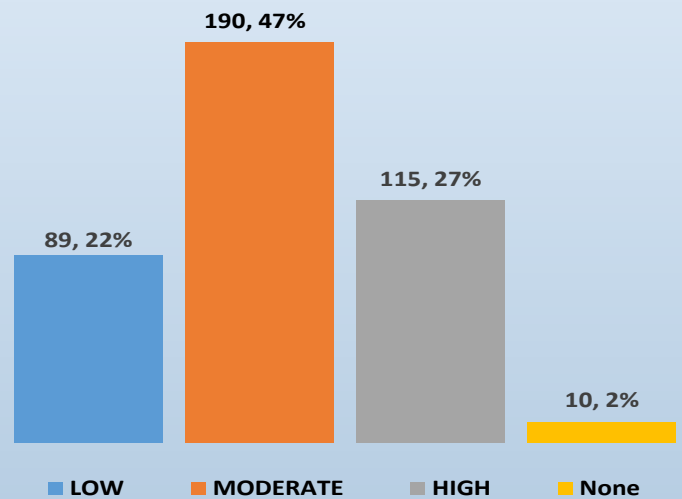
## Detention Risk Assessment Instrument (DRAI)

DRAIs Completed	134	
DRAI Overrides	7	5.2%

## Youth on Supervision

Supervision Type	#
Consent Decree	68
Courtesy Supervision	7
Deferred Prosecution	47
JIPS Supervision	8
Probation	274
<b>Grand Total</b>	<b>404</b>

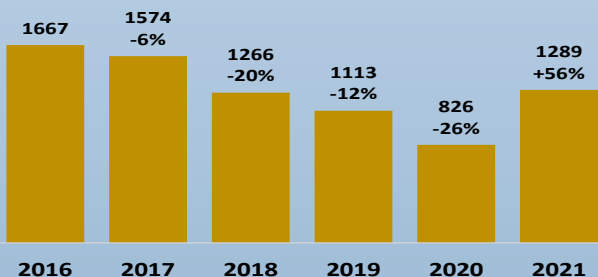
## Youth on Supervision by Overall Risk Level



## Active Wraparound Youth

Wraparound Type	#
Wraparound-Home/ Legal Guardian	37
Wraparound-Out of Home Care	49
<b>Total</b>	<b>86</b>

## Y-T-D Referral Comparison



## Corrections Admissions/Active Youth

	Adm	LHS	CLS	Mendota	Aftercare
Regular	2	11	0	8	11
SJO	0	9	0	5	40

Youth Waived: 3