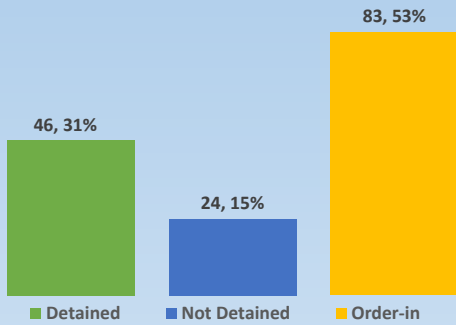




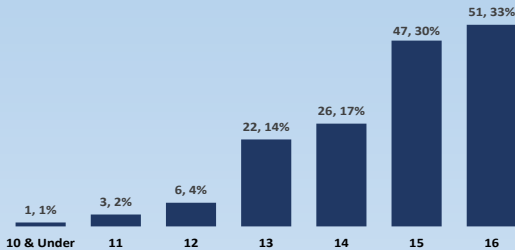
DYFS Monthly Data Blast

SEPTEMBER 2021

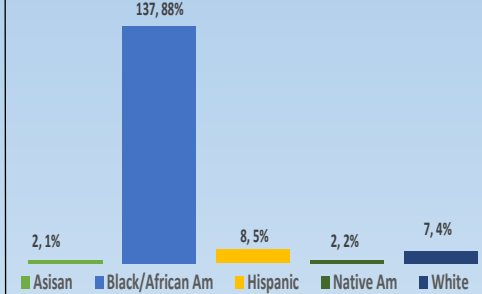
September Referrals (Total 156)



September Referrals by Age



September Referrals by Race/Ethnicity



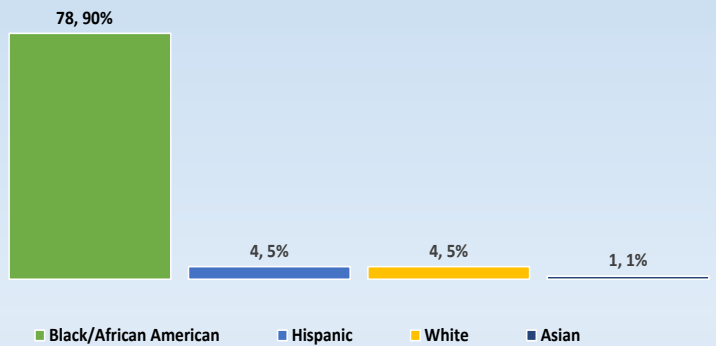
Detention Admissions—September

Monthly Detentions	#
Admissions	87
Discharges	61
Average Length of Stay	18.4 Days

Detention Risk Assessment Instrument (DRAI)

DRAIs Completed	114	
DRAI Overrides	5	4.4%

Detention Admissions—Race/Ethnicity



Youth on Supervision

Supervision Type	#
Consent Decree	62
Courtesy Supervision	7
Deferred Prosecution	44
JIPS Supervision	8
Probation	266

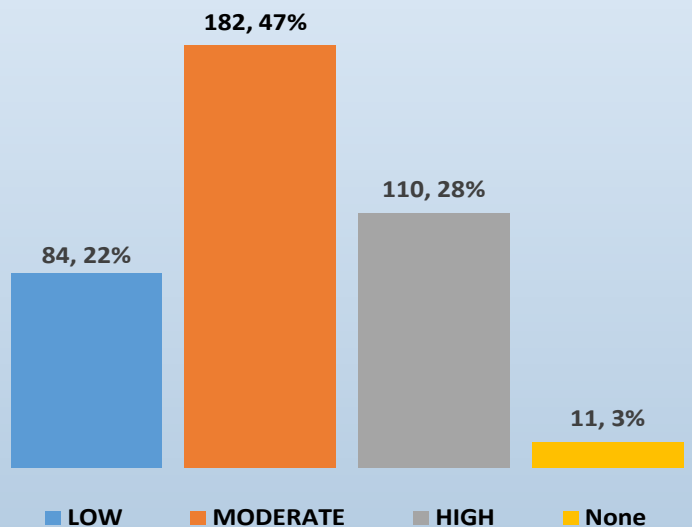
Grand Total 387

Active Wraparound Youth

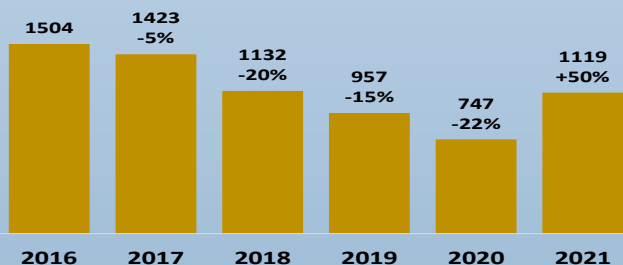
Wraparound Type	#
Wraparound-Home/ Legal Guardian	37
Wraparound-Out of Home Care	48

Total 85

Youth on Supervision by Overall Risk Level



Y-T-D Referral Comparison



Corrections Admissions/Active Youth

	Adm	LHS	CLS	Mendota	Aftercare
Regular	2	13	0	8	21
SJO	0	8	0	4	38

Youth Waived: 1