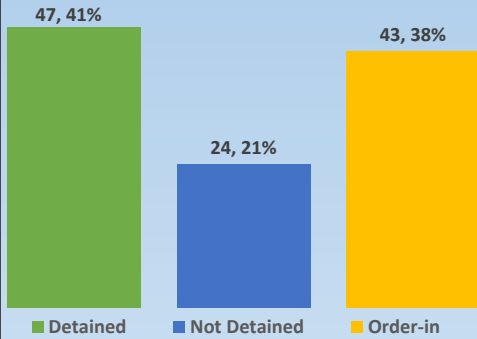




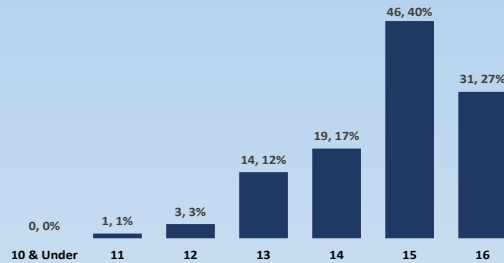
DYFS Monthly Data Blast

JULY 2021

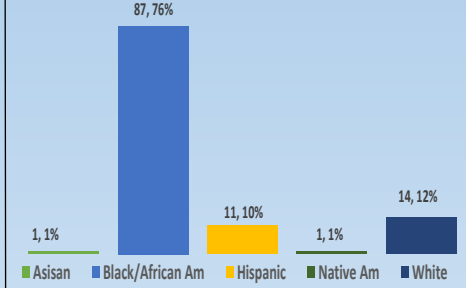
July Referrals (Total 114)



July Referrals by Age



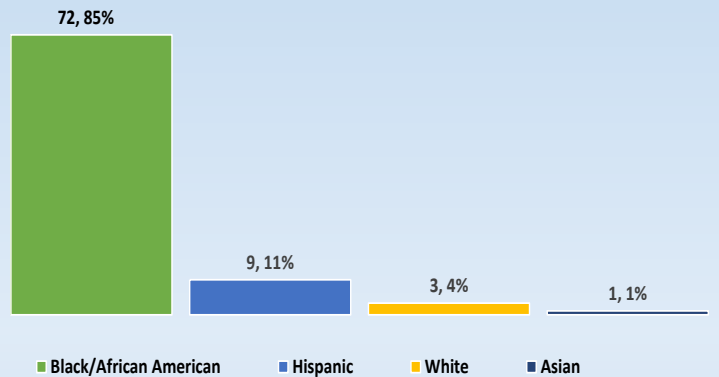
July Referrals by Race/Ethnicity



Detention Admissions—July

Monthly Detentions	#
Admissions	95
Discharges	78
Average Length of Stay	44.9 Days

Detention Admissions—Race/Ethnicity



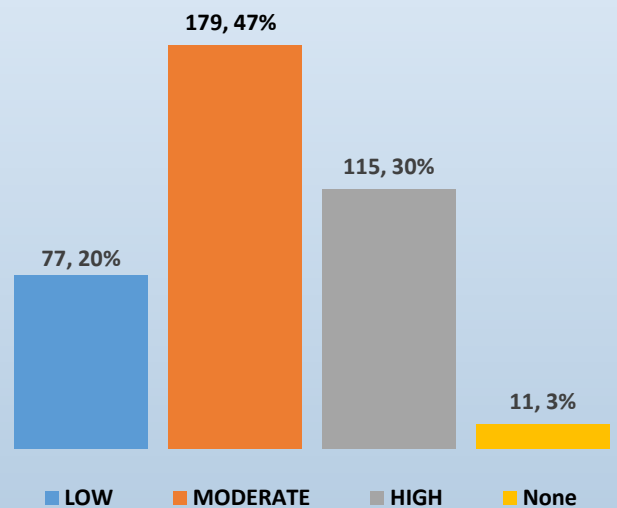
Detention Risk Assessment Instrument (DRAI)

DRAIs Completed	113	
DRAI Overrides	12	10.6%

Youth on Supervision

Supervision Type	#
Consent Decree	50
Courtesy Supervision	7
Deferred Prosecution	38
JIPS Supervision	6
Probation	281
Grand Total	382

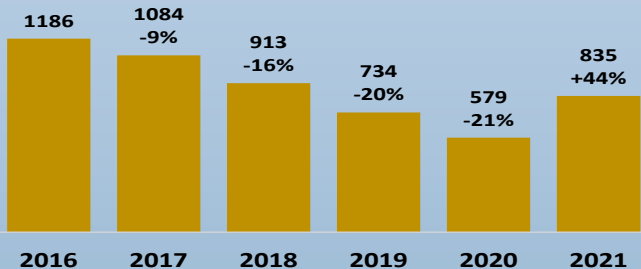
Youth on Supervision by Overall Risk Level



Active Wraparound Youth

Wraparound Type	#
Wraparound-Home/ Legal Guardian	42
Wraparound-Out of Home Care	48
Total	90

Y-T-D Referral Comparison



Corrections Admissions/Active Youth

	Adm	LHS	CLS	Mendota	Aftercare
Regular	4	12	1	7	17
SJO	0	16	0	4	38

Youth Waived: 0