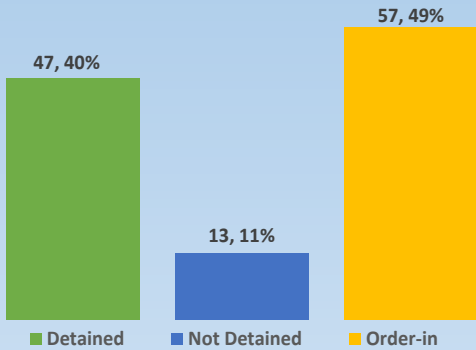




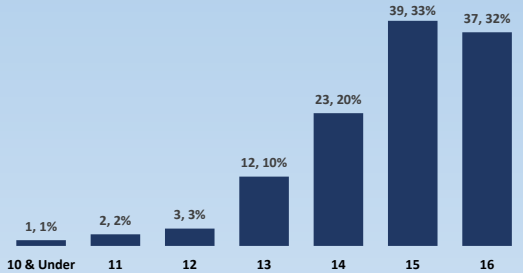
# DYFS Monthly Data Blast

**May 2021**

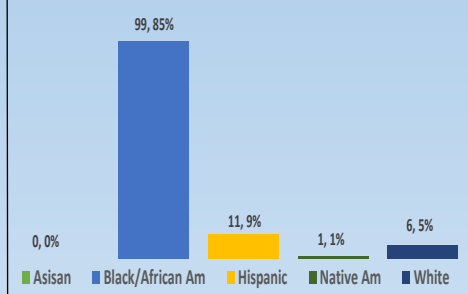
## May Referrals (Total 117)



## May Referrals by Age



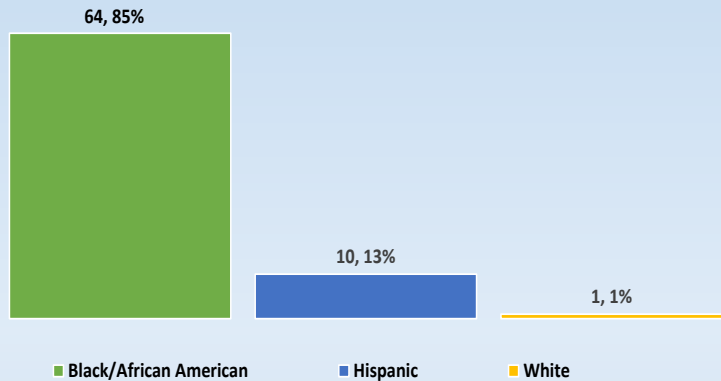
## May Referrals by Race/Ethnicity



## Detention Admissions—May

Monthly Detentions	#
Admissions	75
Discharges	52
Average Length of Stay	20.8 Days

## Detention Admissions—Race/Ethnicity



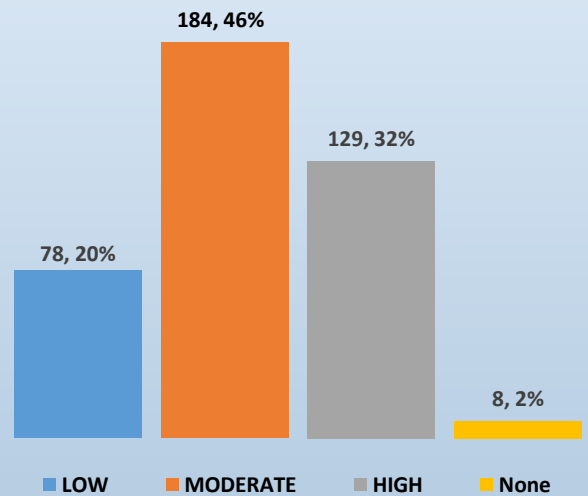
## Detention Risk Assessment Instrument (DRAI)

DRAIs Completed	89	
DRAI Overrides	3	3.4%

## Youth on Supervision

Supervision Type	#
Consent Decree	53
Courtesy Supervision	7
Deferred Prosecution	32
JIPS Supervision	11
Probation	296

## Youth on Supervision by Overall Risk Level

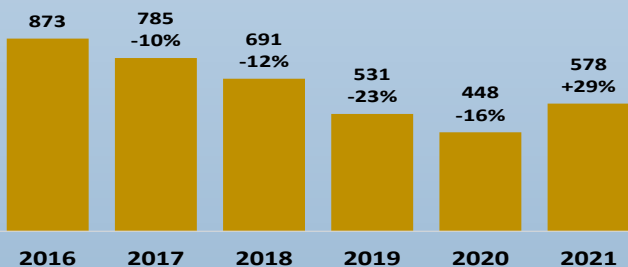


**Grand Total 399**

## Active Wraparound Youth

Wraparound Type	#
Wraparound-Home/ Legal Guardian	45
Wraparound-Out of Home Care	48
<b>Total</b>	<b>93</b>

## Y-T-D Referral Comparison



## Corrections Admissions/Active Youth

	Adm	LHS	CLS	Mendota	Aftercare
Regular	2	12	1	8	13
SJO	0				

**Youth Waived: 0**