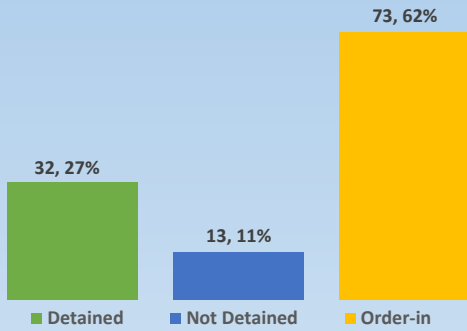




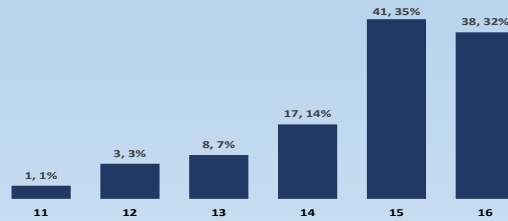
# DYFS Monthly Data Blast

April 2021

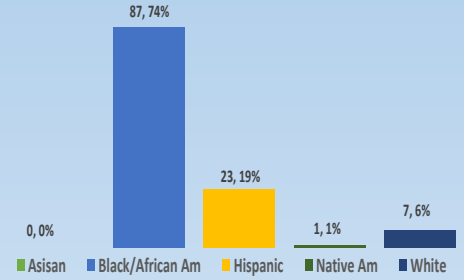
## March Referrals (Total 118)



## March Referrals by Age



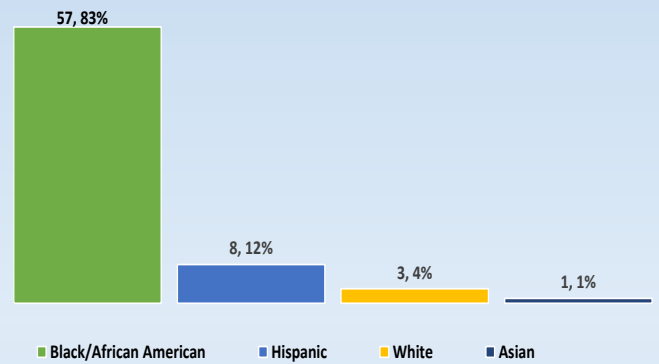
## March Referrals by Race/Ethnicity



## Detention Admissions—March

Monthly Detentions	#
Admissions	69
Discharges	65
Average Length of Stay	32.9 Days

## Detention Admissions—Race/Ethnicity



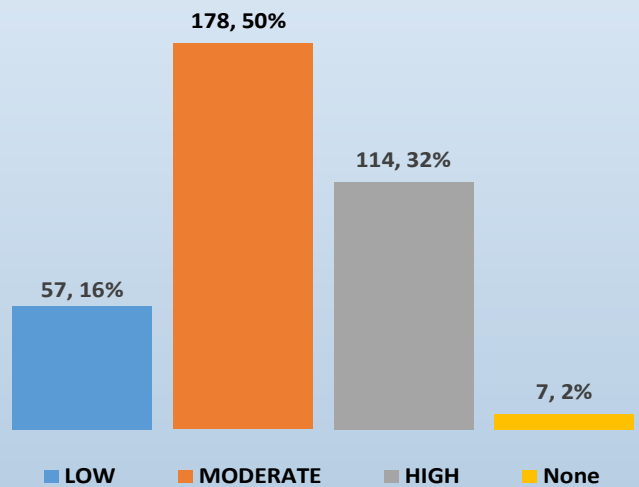
## Detention Risk Assessment Instrument (DRAI)

DRAIs Completed	88	
DRAI Overrides	4	4.5%

## Youth on Supervision

Supervision Type	#
Consent Decree	53
Courtesy Supervision	6
Deferred Prosecution	21
JIPS Supervision	8
Probation	268
<b>Grand Total</b>	<b>356</b>

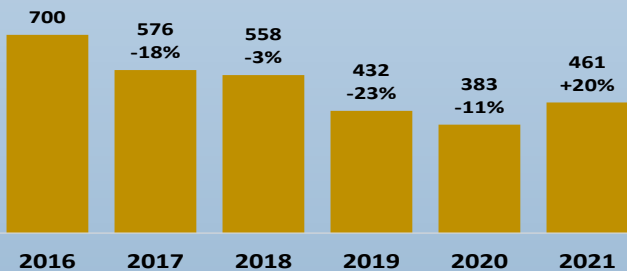
## Youth on Supervision by Overall Risk Level



## Active Wraparound Youth

Wraparound Type	#
Wraparound-Home/ Legal Guardian	41
Wraparound-Out of Home Care	56
<b>Total</b>	<b>97</b>

## Y-T-D Referral Comparison



## Corrections Admissions/Active Youth

	Adm	LHS	CLS	Mendota	Aftercare
Regular	2	15	1	7	14
SJO	1				

Youth Waived: 0