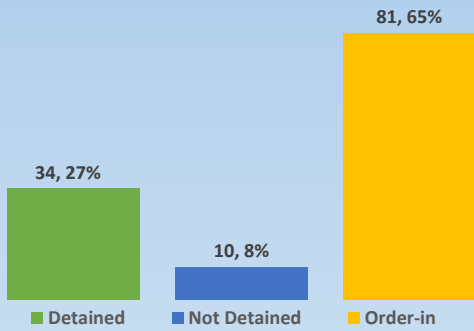




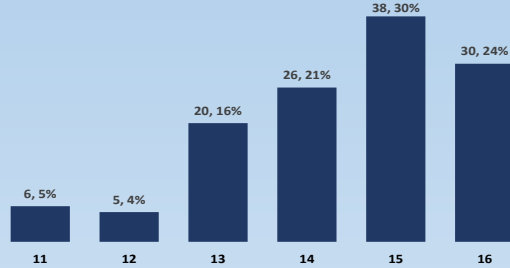
DYFS Monthly Data Blast

March 2021

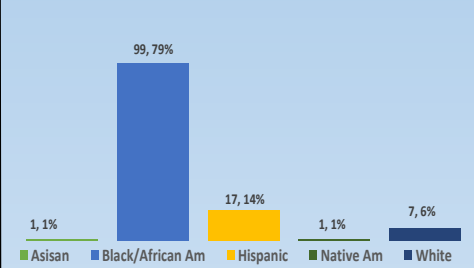
March Referrals (Total 125)



March Referrals by Age



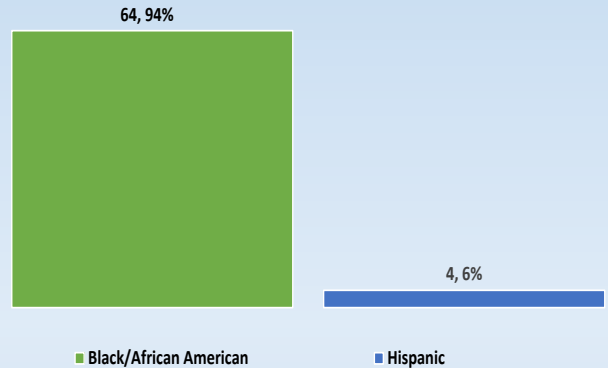
March Referrals by Race/Ethnicity



Detention Admissions—March

Monthly Detentions	#
Admissions	68
Discharges	74
Average Length of Stay	41.1 Days

Detention Admissions—Race/Ethnicity



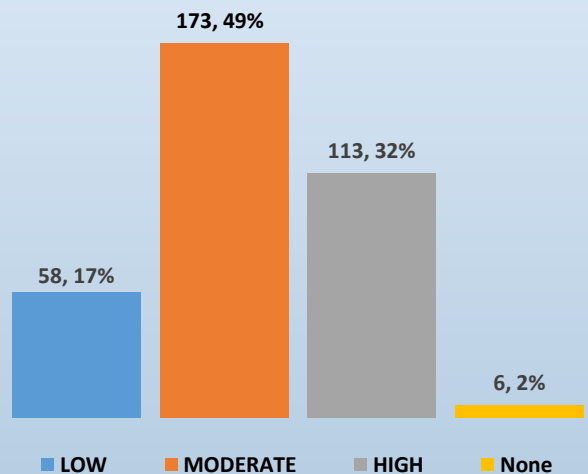
Detention Risk Assessment Instrument (DRAI)

DRAIs Completed	80	
DRAI Overrides	12	15.0%

Youth on Supervision

Supervision Type	#
Consent Decree	55
Courtesy Supervision	4
Deferred Prosecution	25
JIPS Supervision	8
Probation	258
Grand Total	350

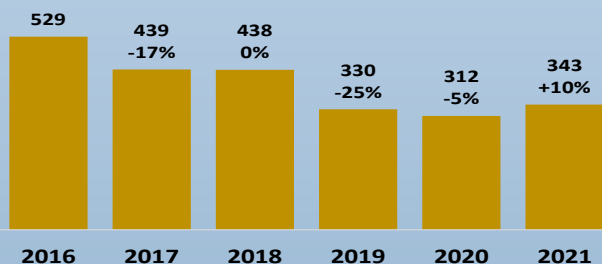
Youth on Supervision by Overall Risk Level



Active Wraparound Youth

Wraparound Type	#
Wraparound-Home/ Legal Guardian	46
Wraparound-Out of Home Care	60
Total	106

Y-T-D Referral Comparison



Corrections Admissions/Active Youth

	Adm	LHS	CLS	Mendota	Aftercare
Regular	2	19	1	5	13
SJO	1				

Youth Waived: 1