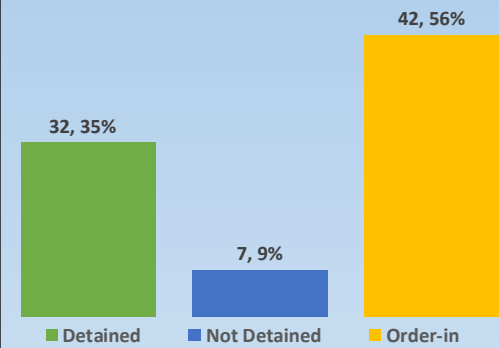




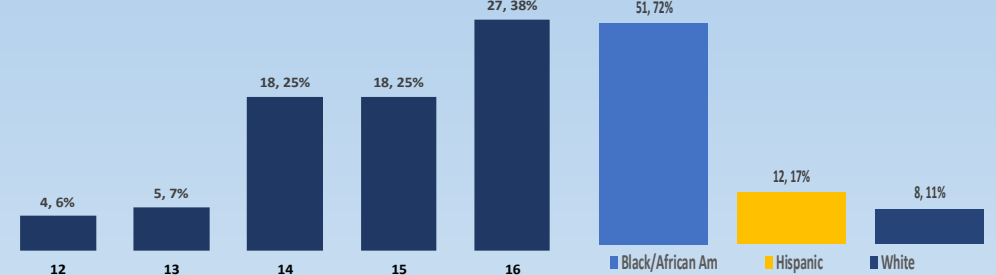
# DYFS Monthly Data Blast

**September 2020**

## September Referrals (Total 72)



## September Referrals by Age

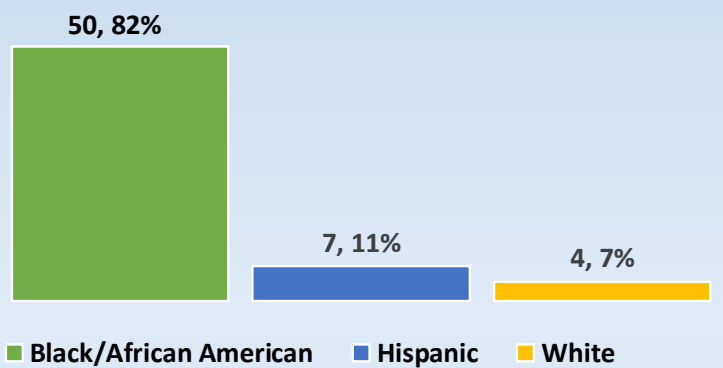


## September Referrals by

## Detention Admissions—September

Monthly Detentions	#
Admissions	61
Discharges	58
Average Length of Stay	31.3 Days

## Detention Admissions—Race/Ethnicity



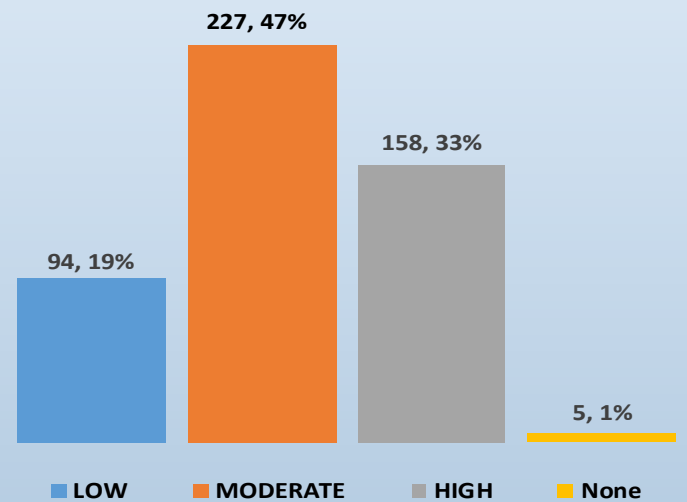
## Detention Risk Assessment Instrument (DRAI)

DRAIs Completed	68	
DRAI Overrides	4	5.9%

## Youth on Supervision

Supervision Type	#
Consent Decree	94
Courtesy Supervision	5
Deferred Prosecution	37
JIPS Supervision	11
Probation	337
<b>Grand Total</b>	<b>484</b>

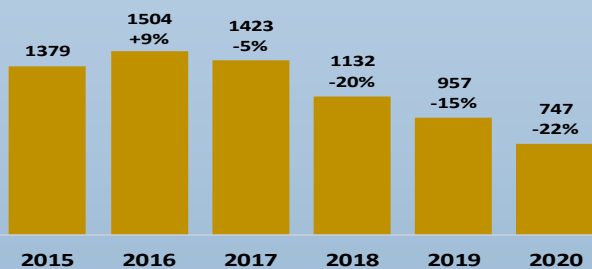
## Youth on Supervision by Overall Risk Level



## Active Wraparound Youth

Wraparound Type	#
Wraparound-Home/ Legal Guardian	63
Wraparound-Out of Home Care	60
<b>Total</b>	<b>123</b>

## Y-T-D Referral Comparison



## Corrections Admissions/Active Youth

	Adm	LHS	CLS	Mendota	Aftercare
Regular	3	26	0	4	12
SJO	0	14	0	1	36

Youth Waived: 0