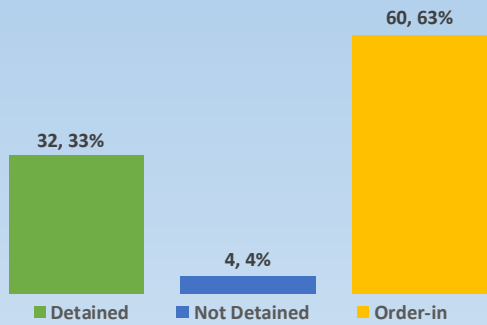




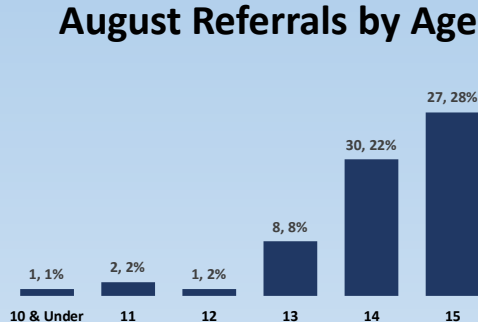
DYFS Monthly Data Blast

August 2020

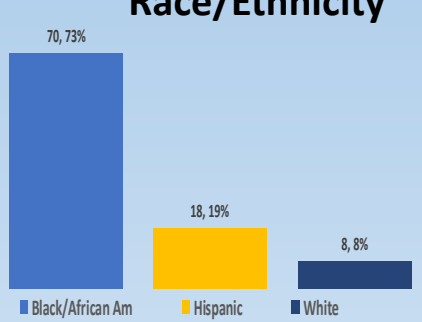
August Referrals (Total 96)



August Referrals by Age



August Referrals by Race/Ethnicity

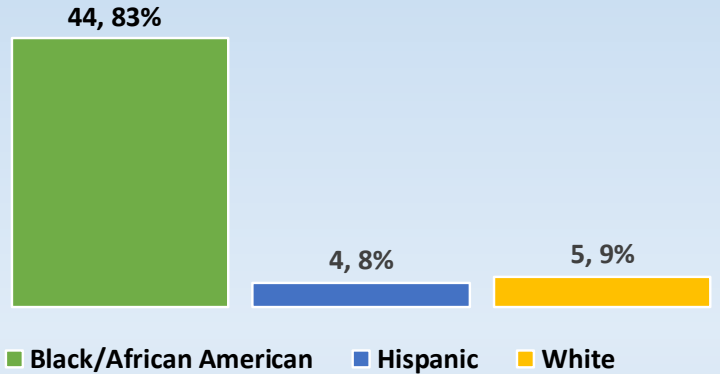


Detention Admissions—August

Monthly Detentions

Category	#
Admissions	53
Discharges	42
Average Length of Stay	32.0 Days

Detention Admissions—Race/Ethnicity



Detention Risk Assessment Instrument (DRAI)

DRAIs Completed	57	
DRAI Overrides	2	3.5%

Youth on Supervision

Supervision Type

Supervision Type	#
Consent Decree	95
Courtesy Supervision	4
Deferred Prosecution	36
JIPS Supervision	11
Probation	348

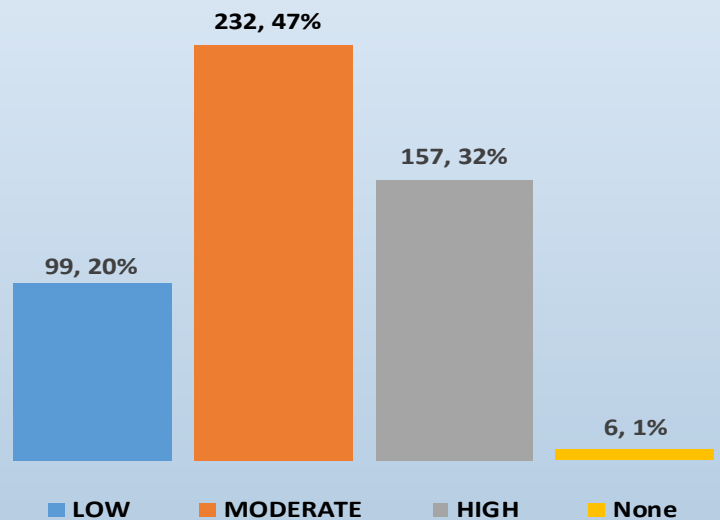
Grand Total: 494

Active Wraparound Youth

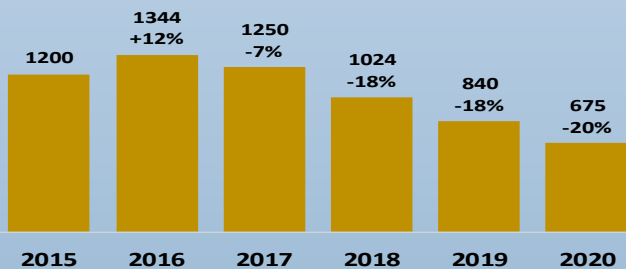
Wraparound Type	#
Wraparound-Home/ Legal Guardian	68
Wraparound-Out of Home Care	69

Total: 137

Youth on Supervision by Overall Risk Level



Y-T-D Referral Comparison



Corrections Admissions/Active Youth

	Adm	LHS	CLS	Mendota	Aftercare
Regular	2	30	0	3	11
SJO	0	14	0	2	37

Youth Waived: 1