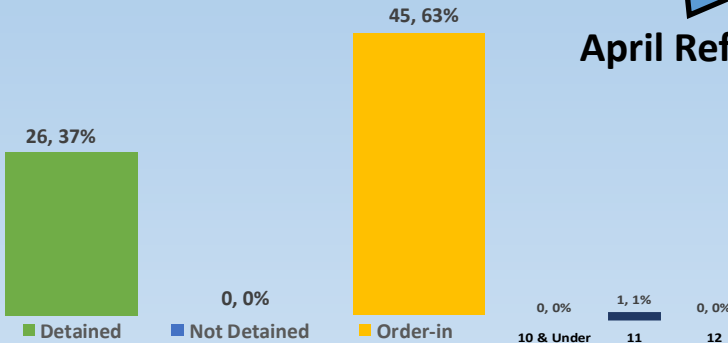




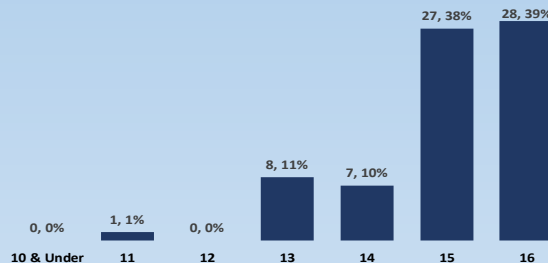
DYFS Monthly Data Blast

April 2020

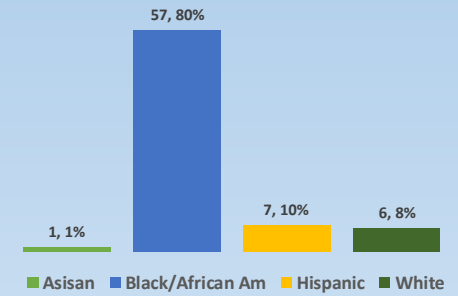
April Referrals (Total 71)



April Referrals by Age



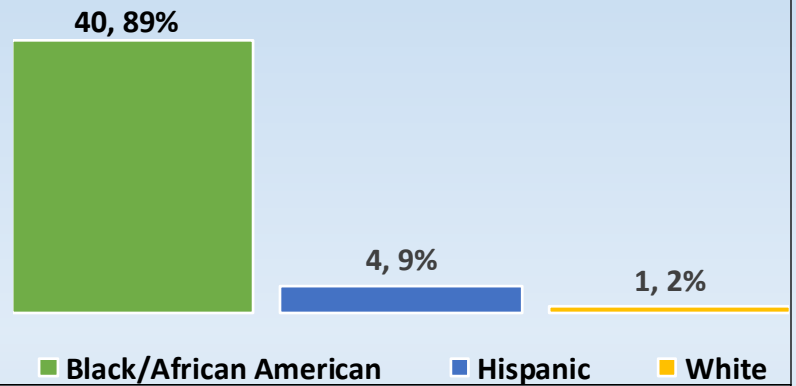
April Referrals by Race/Ethnicity



Detention Admissions

Monthly Detentions	#
Admissions	45
Discharges	46
Average Length of Stay	34.1 Days

Detention Admissions—Race/Ethnicity



Detention Risk Assessment Instrument (DRAI)

DRAIs Completed	45	
DRAI Overrides	0	0%

Youth on Supervision

Supervision Type	#
Consent Decree	87
Courtesy Supervision	5
Deferred Prosecution	47
JIPS Supervision	14
Probation	342

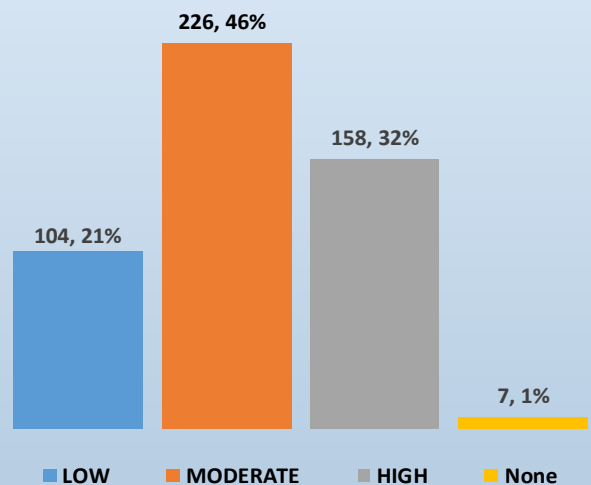
Grand Total: 495

Active Wraparound Youth

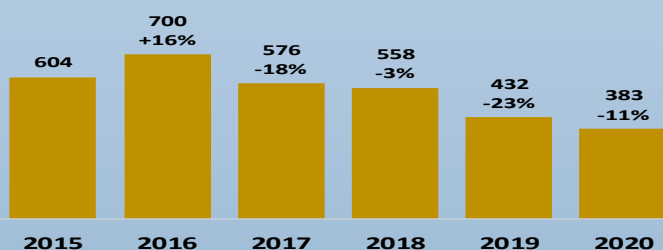
Wraparound Type	#
Wraparound-Home/ Legal Guardian	60
Wraparound-Out of Home Care	83

Total: 143

Youth on Supervision by Overall Risk Level



Y-T-D Referral Comparison



Corrections Admissions/Active Youth

	Adm	LHS	CLS	Mendota	Aftercare
Regular	0	26	2	5	15
SJO	0	19	0	5	32

Youth Waived: 0