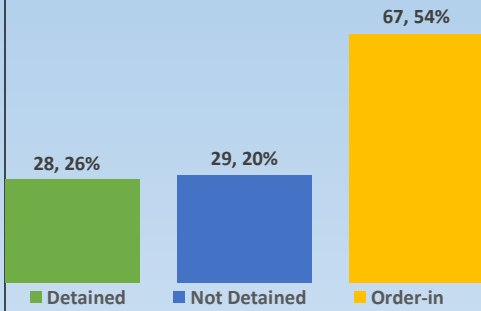




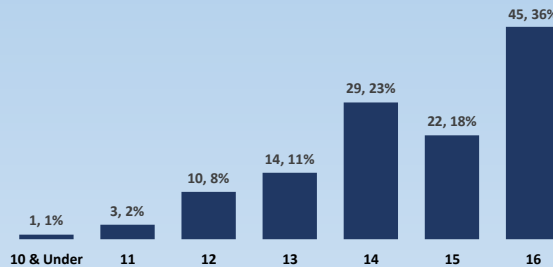
# DYFS Monthly Data Blast

**December 2019**

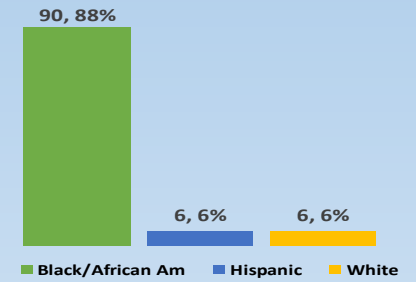
## December Referrals (Total 124)



## December Referrals by Age



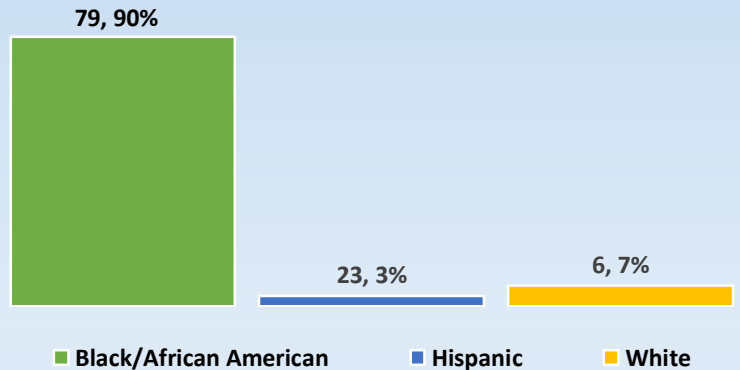
## December Referrals by Race/Ethnicity



## Detention Admissions

Monthly Detentions	#
Admissions	88
Discharges	82
Average Length of Stay	21.3 Days

## Detention Admissions—Race/Ethnicity



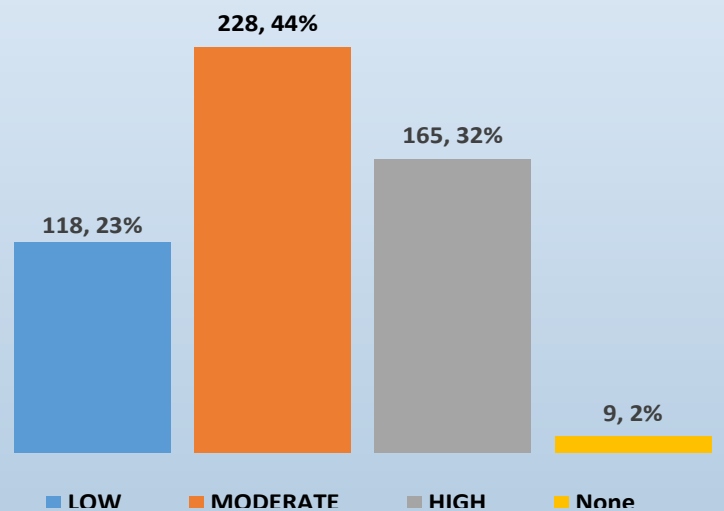
## Detention Risk Assessment Instrument (DRAI)

DRAIs Completed	116	
DRAI Overrides	7	6%

## Youth on Supervision

Supervision Type	#
Consent Decree	67
Courtesy Supervision	8
Deferred Prosecution	49
JIPS Supervision	23
Probation	373
<b>Grand Total</b>	<b>520</b>

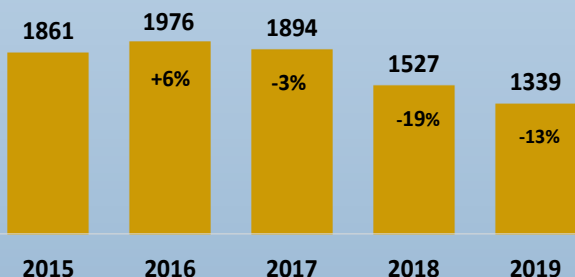
## Youth on Supervision by Overall Risk Level



## Active Wraparound Youth

Wraparound Type	#
Wraparound-Home/ Legal Guardian	56
Wraparound-Out of Home Care	78
<b>Total</b>	<b>134</b>

## Y-T-D Referral Comparison



## Corrections Admissions/Active Youth

	Adm	LHS	CLS	Mendota	Aftercare
Regular	3	30	3	4	20
SJO	1	23	1	3	34

Youth Waived: 1