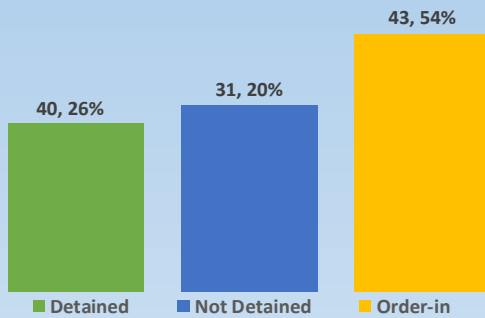




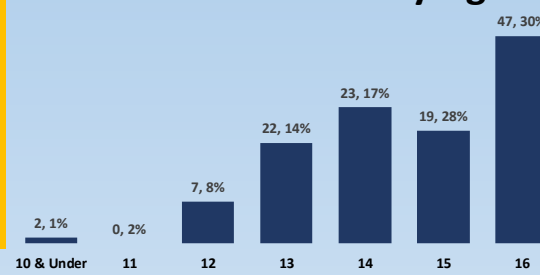
DYFS Monthly Data Blast

November 2019

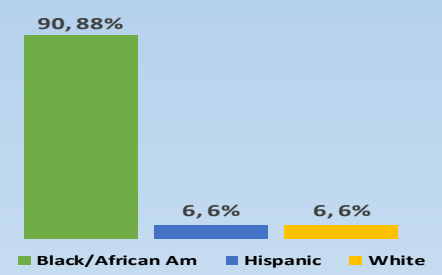
November Referrals (Total 102)



October Referrals by Age



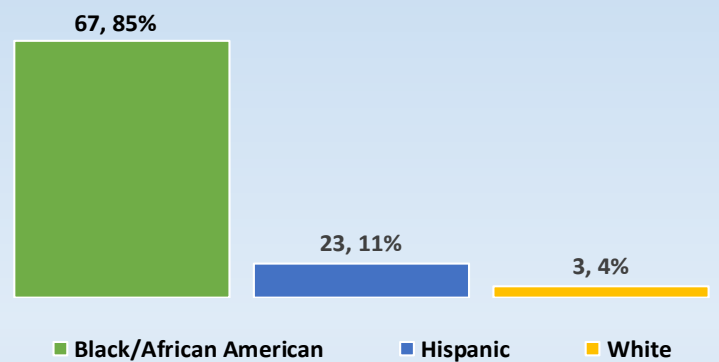
November Referrals by Race/Ethnicity



Detention Admissions

Monthly Detentions	#
Admissions	79
Discharges	72
Average Length of Stay	27.1 Days

Detention Admissions—Race/Ethnicity



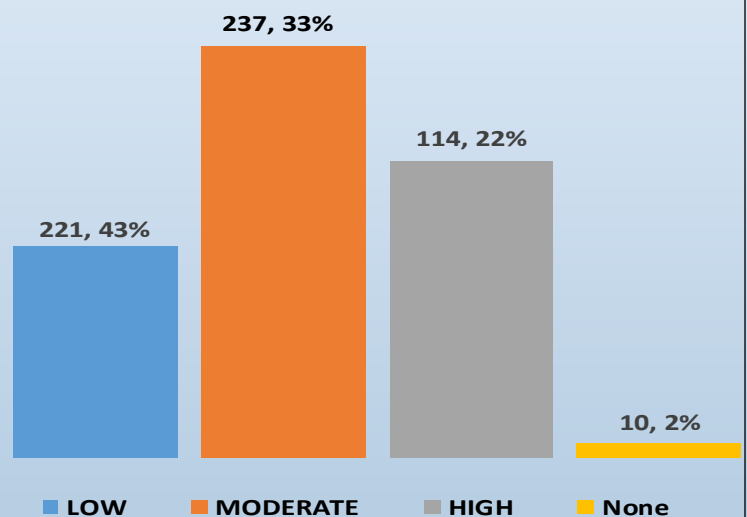
Detention Risk Assessment Instrument (DRAI)

DRAIs Completed	111	
DRAI Overrides	5	4.5%

Youth on Supervision

Supervision Type	#
Consent Decree	70
Courtesy Supervision	7
Deferred Prosecution	52
JIPS Supervision	23
Probation	386
Grand Total	538

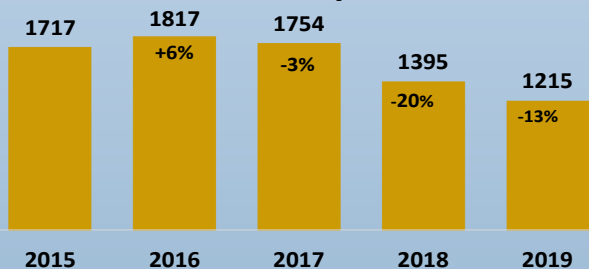
Youth on Supervision by Overall Risk Level



Active Wraparound Youth

Wraparound Type	#
Wraparound-Home/ Legal Guardian	48
Wraparound-Out of Home Care	80
Total	128

Y-T-D Referral Comparison



Corrections Admissions/Active Youth

	Adm	LHS	CLS	Mendota	Aftercare
Regular	3	32	2	3	21
SJO	2	18	1	3	38

Youth Waived: 1