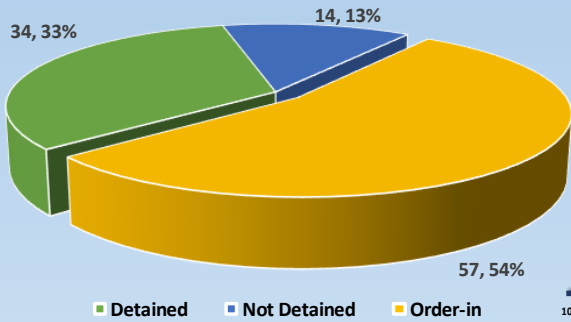




DYFS Monthly Data Blast

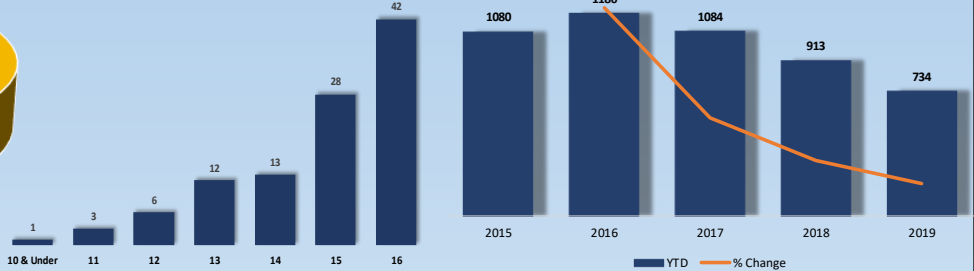
July 2019

New Referrals (Total 105)



YTD Referral Comparison

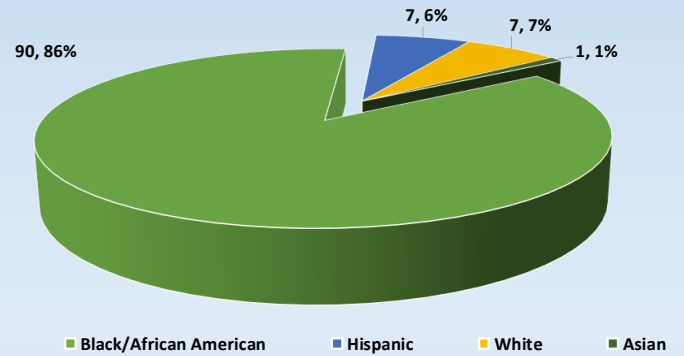
Referrals by Age



Detention Admissions

Monthly Detentions	#	Avg Length of Stay
Admissions	105	N/A
Discharges	88	20.9

Admissions—Race/Ethnicity



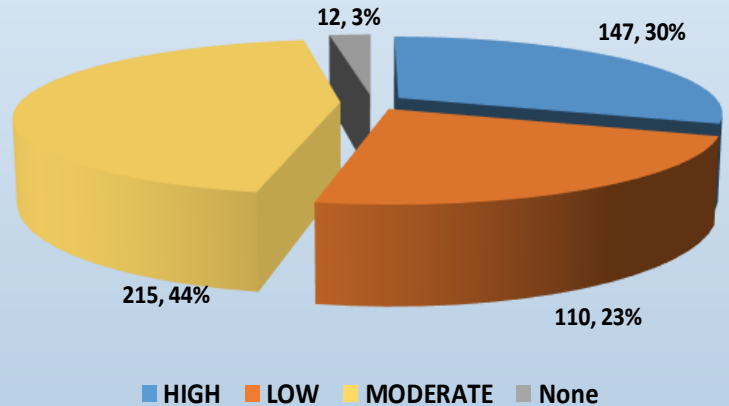
Detention Risk Assessment Instrument (DRAI)

DRAIs Completed	117	
DRAI Overrides	12	10.2%

Youth on Supervision

Supervision Type	#
Consent Decree	50
Courtesy Supervision	7
Deferred Prosecution	66
JIPS Supervision	19
Probation	342
Grand Total	484

Youth on Supervision by Overall Risk Level



Active Wraparound Youth

Wraparound Type	#
Wraparound-Home/ Legal Guardian	65
Wraparound-Out of Home Care	87
Total	152

Detention Alternative Programs

Program	Admissions	Served	Disc
Level II	47	175	63
Boys Shelter	11	23	11
Girls Shelter	3	6	3
Saturday Alternatives	0	2	0
Evening Report Center	0	3	0

Corrections Admissions/Active Youth

	Adm	LHS	CLS	Mendota	Aftercare
Regular	2	33	3	5	21
SJO	0	19	1	1	38

Youth Waived: 1