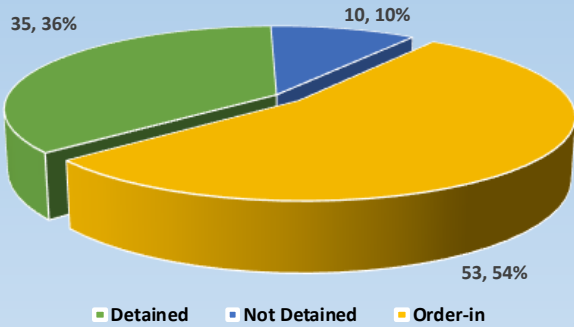




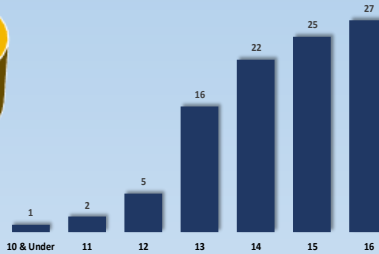
DYFS Monthly Data Blast

June 2019

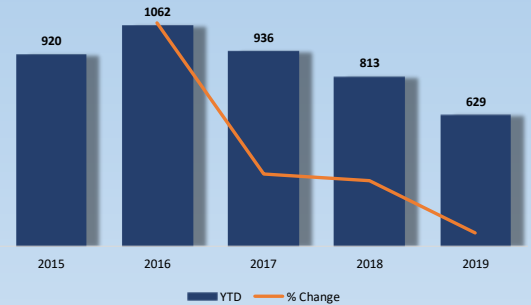
New Referrals (Total 98)



Referrals by Age



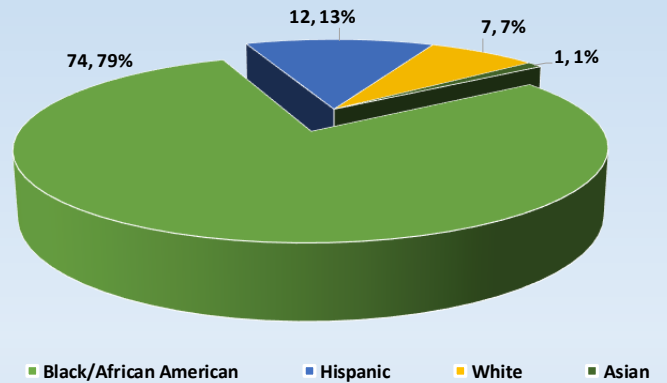
YTD Referral Comparison



Detention Admissions

Monthly Detentions	#	Avg Length of Stay
Admissions	94	N/A
Discharges	81	23.8

Admissions—Race/Ethnicity



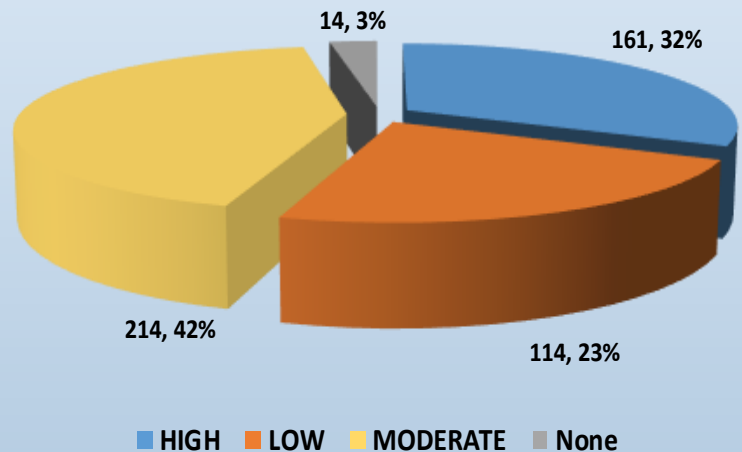
Detention Risk Assessment Instrument (DRAI)

DRAIs Completed	104	
DRAI Overrides	12	11.5%

Youth on Supervision

Supervision Type	#
Consent Decree	52
Courtesy Supervision	8
Deferred Prosecution	67
JIPS Supervision	19
Probation	357
Grand Total	503

Youth on Supervision by Overall Risk Level



Active Wraparound Youth

Wraparound Type	#
Wraparound-Home/ Legal Guardian	61
Wraparound-Out of Home Care	84
Total	145

Detention Alternative Programs

Program	Admissions	Served	Disc
Level II	47	175	63
Boys Shelter	11	23	11
Girls Shelter	3	6	3
Saturday Alternatives	0	2	0
Evening Report Center	0	3	0

Corrections Admissions/Active Youth

	Adm	LHS	CLS	Mendota	Aftercare
Regular	4	43	3	5	18
SJO	3	18	1	2	38

Youth Waived: 0