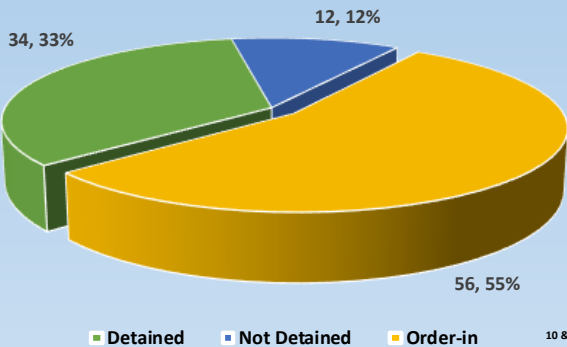




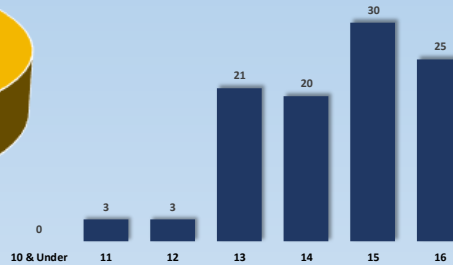
DYFS Monthly Data Blast

April 2019

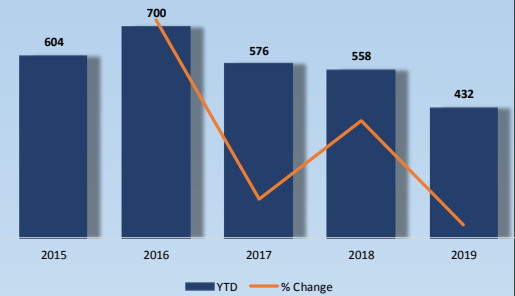
New Referrals (Total 102)



Referrals by Age



YTD Referral Comparison



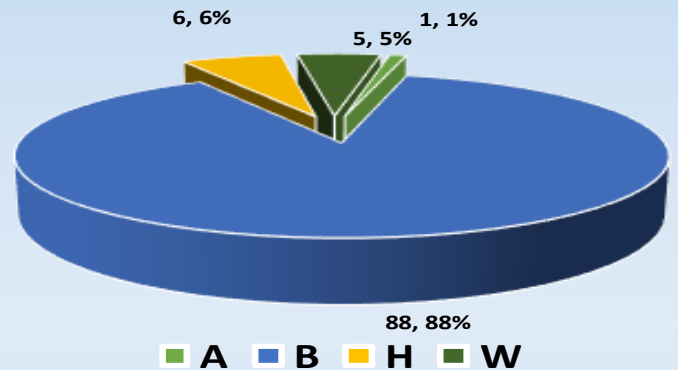
Detention Admissions

Monthly Detentions	#	Avg Length of Stay
Admissions	100	N/A
Discharges	108	24.2

Detention Risk Assessment Instrument (DRAI)

DRAIs Completed	112	
DRAI Overrides	9	8.0%

Admissions—Race/Ethnicity



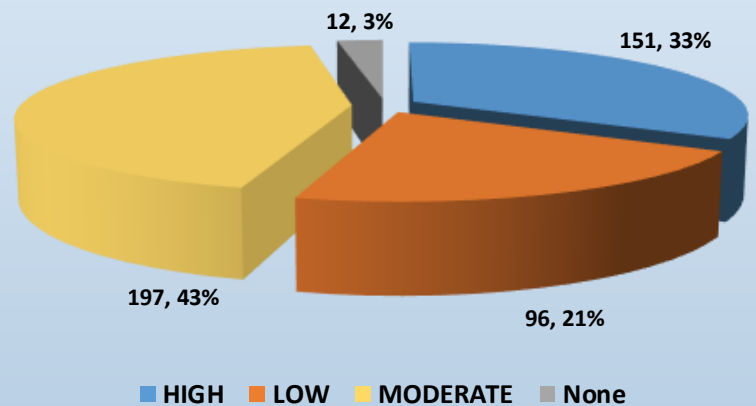
Youth on Supervision

Supervision Type	#
Consent Decree	47
Courtesy Supervision	10
Deferred Prosecution	50
JIPS Supervision	19
Probation	330
Grand Total	456

Active Wraparound Youth

Wraparound Type	#
Wraparound-Home/ Legal Guardian	68
Wraparound-Out of Home Care	89
Total	157

Youth on Supervision by Overall Risk Level



Detention Alternative Programs

Program	Admissions	Served	Disc
Level II	91	225	74
Boys Shelter	12	25	11
Girls Shelter	6	6	2
Saturday Alternatives	0	8	0
Evening Report Center	2	4	0

Corrections Admissions/Active Youth

	Adm	LHS	CLS	Mendota	Aftercare
Regular	1	49	3	5	15
SJO	1	17	1	1	38

Youth Waived: 3