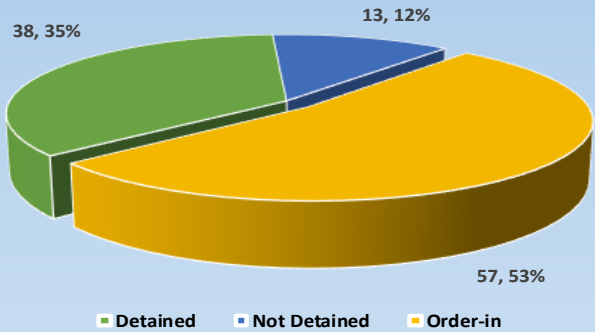




# DYFS Monthly Data Blast

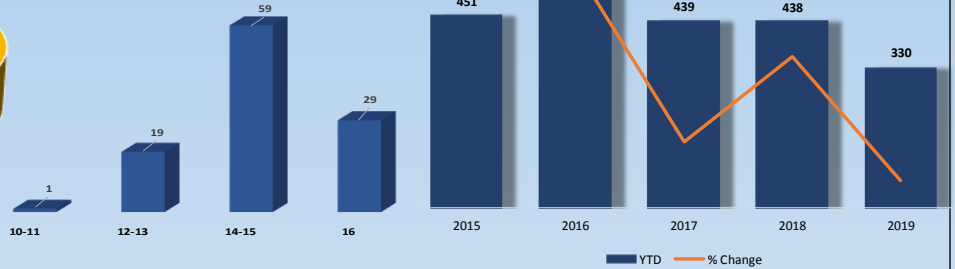
**March 2019**

## New Referrals (Total 108)



## YTD Referral Comparison

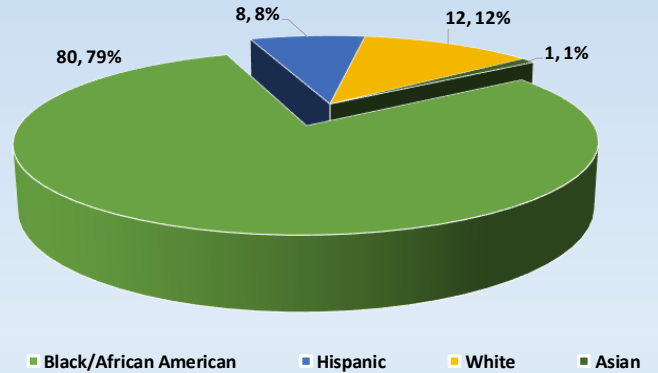
### Referrals by Age



## Detention Admissions

Monthly Detentions	#	Avg Length of Stay
Admissions	101	N/A
Discharges	103	22.7

## Admissions—Race/Ethnicity



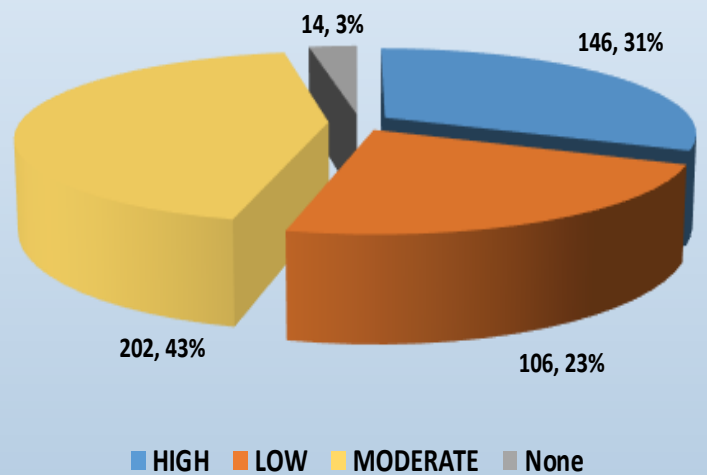
## Detention Risk Assessment Instrument (DRAI)

DRAIs Completed	114	
DRAI Overrides	16	14.0%

## Youth on Supervision

Supervision Type	#
Consent Decree	51
Courtesy Supervision	10
Deferred Prosecution	52
JIPS Supervision	21
Probation	332
<b>Grand Total</b>	<b>468</b>

## Youth on Supervision by Overall Risk Level



## Active Wraparound Youth

Wraparound Type	#
Wraparound-Home/ Legal Guardian	72
Wraparound-Out of Home Care	92
<b>Total</b>	<b>164</b>

## Detention Alternative Programs

Program	Admissions	Served	Disc
Level II	81	221	86
Boys Shelter	10	24	11
Girls Shelter	2	4	4
Saturday Alternatives	4	6	2
Evening Report Center	1	5	1

## Corrections Admissions/Active Youth

	Adm	LHS	CLS	Mendota	Aftercare
Regular	4	50	3	6	19
SJO	0	17	1	1	37

**Youth Waived: 1**