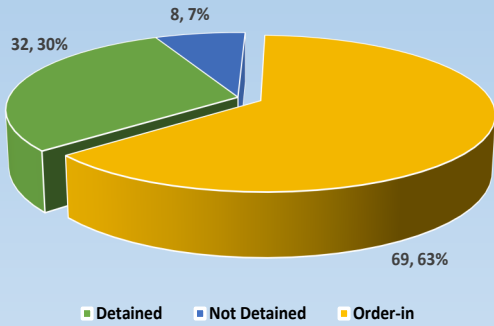




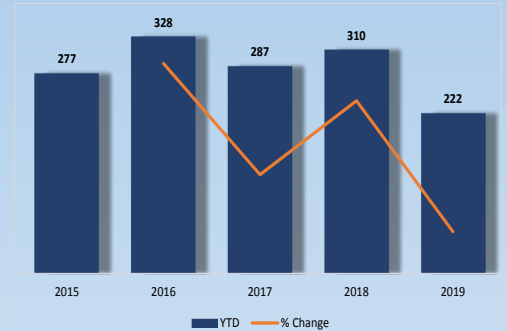
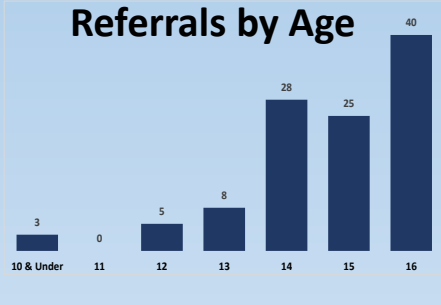
DYFS Monthly Data Blast

February 2019

New Referrals (Total 109)



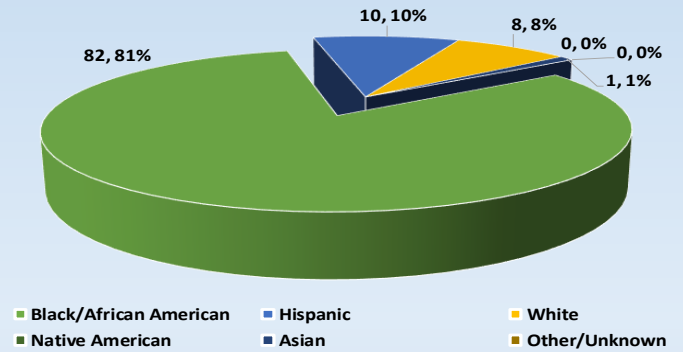
YTD Referral Comparison



Detention Admissions (Total 96)

Monthly Detentions	#	Avg Length of Stay
Admissions	96	N/A
Discharges	104	22.6

Admissions—Race/Ethnicity



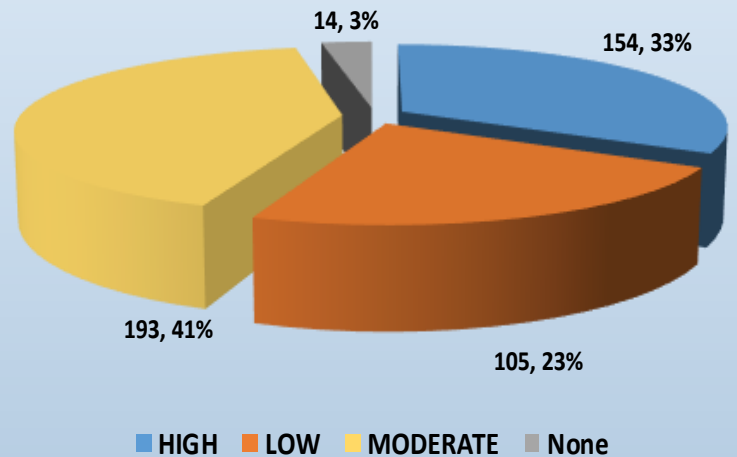
Detention Risk Assessment Instrument (DRAI)

DRAIs Completed	104	
DRAI Overrides	11	10.6%

Youth on Supervision

Supervision Type	#
Consent Decree	50
Courtesy Supervision	8
Deferred Prosecution	41
JIPS Supervision	25
Probation	342
Grand Total	466

Youth on Supervision by Overall Risk Level



Active Wraparound Youth

Wraparound Type	#
Wraparound-Home/ Legal Guardian	78
Wraparound-Out of Home Care	89
Total	167

Detention Alternative Programs

Program	Admissions	Served	Disc
Level II	80	218	79
Boys Shelter	15	31	16
Girls Shelter	5	10	7
Saturday Alternatives	0	26	1
Evening Report Center	0	4	1

Corrections Admissions/Active Youth

Admission Type	Adm	LHS	CLS	Mendota	Aftercare
Regular	4	52	3	6	15
SJO	0	19	1	1	38

Youth Waived: 2