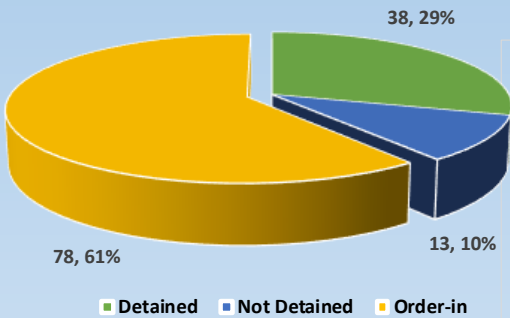




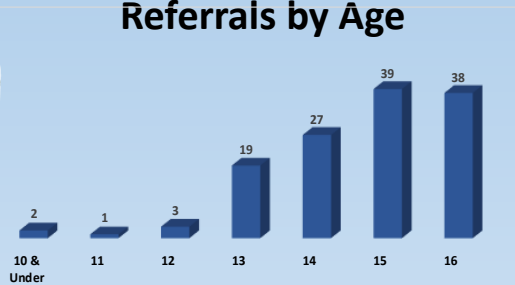
DYFS Monthly Data Blast

November 2018

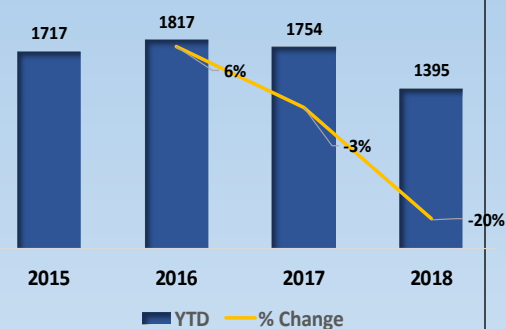
New Referrals (Total 129)



Referrals by Age



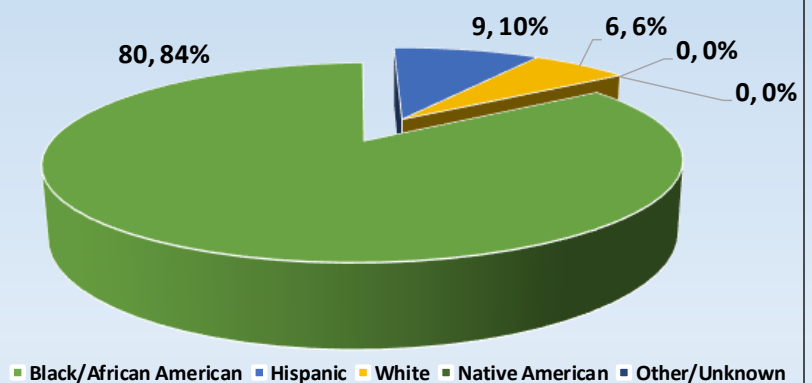
YTD Referral Comparison



Detention Admissions (Total 79)

Monthly Detentions	#	Avg Length of Stay
Admissions	79	N/A
Discharges	92	26.8

Admissions—Race/Ethnicity



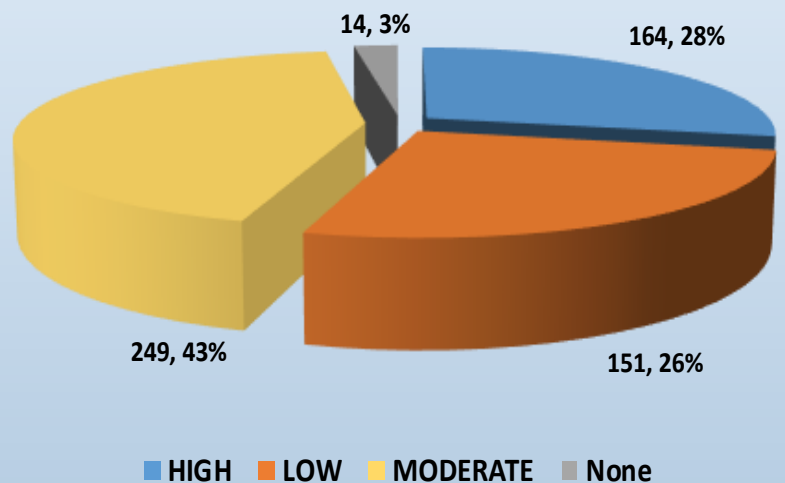
Detention Risk Assessment Instrument (DRAI)

DRAIs Completed	92	
DRAI Overrides	11	12%

Youth on Supervision

Supervision Type	#
Consent Decree	60
Courtesy Supervision	12
Deferred Prosecution	47
JIPS Supervision	30
Probation	429
Grand Total	578

Youth on Supervision by Overall Risk Level



Active Wraparound Youth

Wraparound Type	#
Wraparound-Home/ Legal Guardian	82
Wraparound-Out of Home Care	104
FOCUS	0

Total

Detention Alternative Programs

Program	Admissions	Served	Disc
Level II	74	180	68
Boys Shelter	17	31	16
Girls Shelter	4	8	6
Saturday Alternatives	2	30	4
Evening Report Center	3	5	0

Corrections Admissions/Active Youth

	Adm	LHS	CLS	Mendota	Aftercare
Regular	6	54	5	6	19
SJO	0	15	2	0	44

Youth Waived: 4