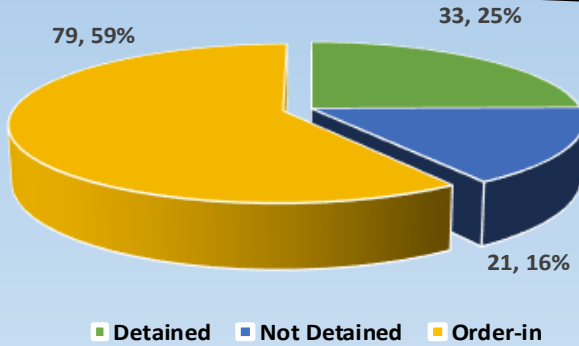




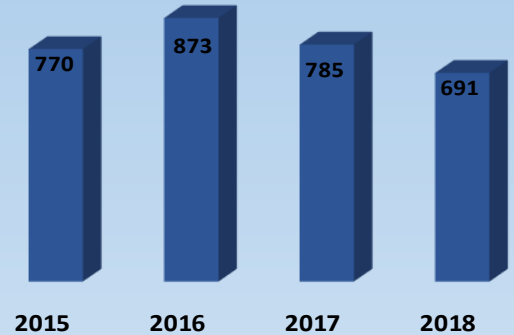
DYFS Monthly Data Blast

May 2018

New Referrals (Total 133)



YTD Referral Comparison



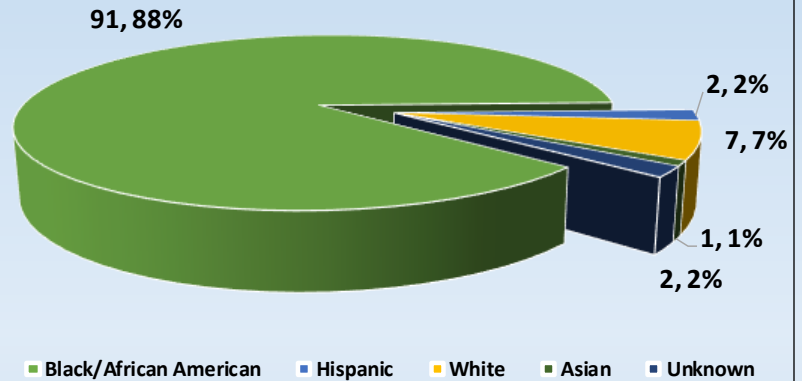
Detention Admissions (Total 103)

| Monthly Detentions | # | Avg Length of Stay |
|--------------------|-----|--------------------|
| Admissions | 103 | N/A |
| Discharges | 108 | 19.2 Days |

Detention Risk Assessment Instrument

| | | |
|-----------------|-----|------|
| DRAIs Completed | 124 | |
| DRAI Overrides | 12 | 9.6% |

Admissions—Race/Ethnicity



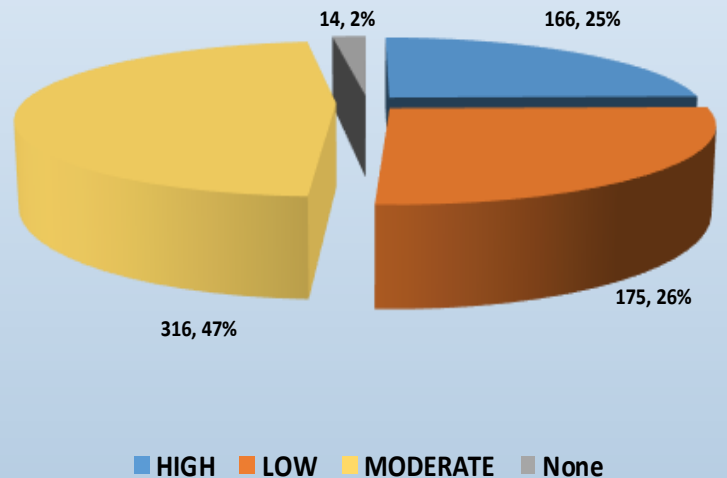
Supervision Cases

| Supervision Type | # |
|----------------------|------------|
| Consent Decree | 73 |
| Courtesy Supervision | 7 |
| Deferred Prosecution | 51 |
| JIPS Supervision | 23 |
| Probation | 517 |
| Grand Total | 671 |

Active Wraparound Cases

| Case Type | # |
|---------------------------------|-----|
| Wraparound-Home/ Legal Guardian | 89 |
| Wraparound-Out of Home Care | 108 |
| FOCUS | 10 |
| Total | |

Supervision Cases by Overall Risk Level for Reoffending



Detention Alternative Programs

| Program | Admissions | Served | Disc |
|-----------------------|------------|--------|------|
| Level II | 60 | 157 | 56 |
| Boys Shelter | 17 | 29 | 14 |
| Girls Shelter | 4 | 7 | 4 |
| Saturday Alternatives | 1 | 34 | 2 |
| Evening Report Center | 8 | 21 | 12 |

Corrections Admissions/Active Cases

| | Adm | LHS | CLS | Mendota | Aftercare |
|---------|-----|-----|-----|---------|-----------|
| Regular | 3 | 59 | 6 | 9 | 9 |
| SJO | 0 | 18 | 2 | 2 | 37 |