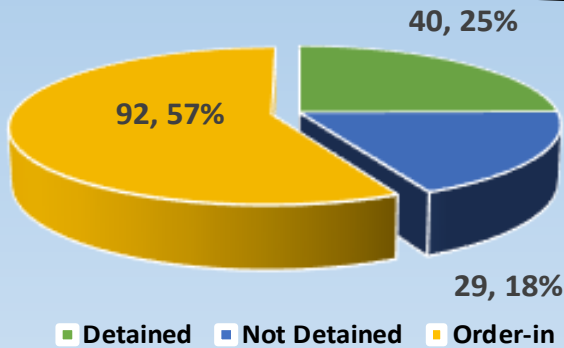




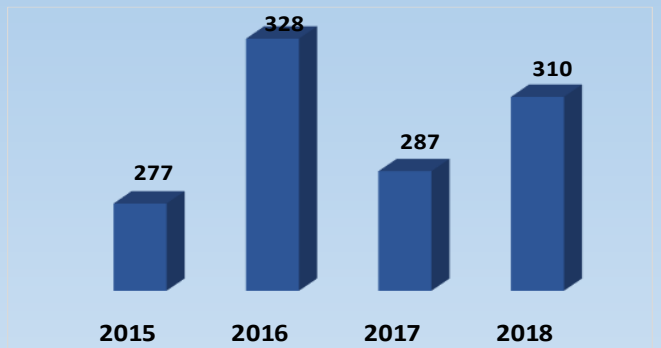
DYFS Monthly Data Blast

February 2018

New Referrals (Total 161)



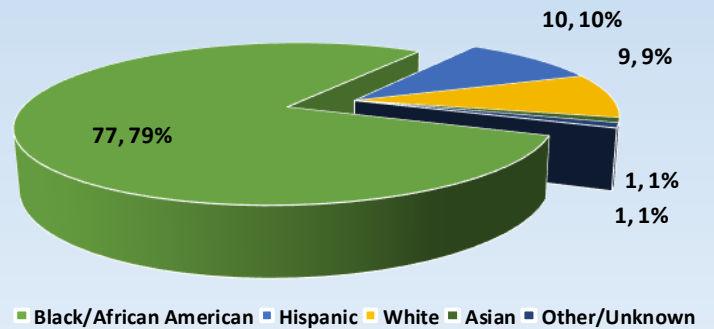
YTD Referral Comparison



Detention Admissions (Total 98)

Monthly Detentions	#	Avg Length of Stay
Admissions	98	N/A
Discharges	104	18.1 Days

Admissions—Race/Ethnicity



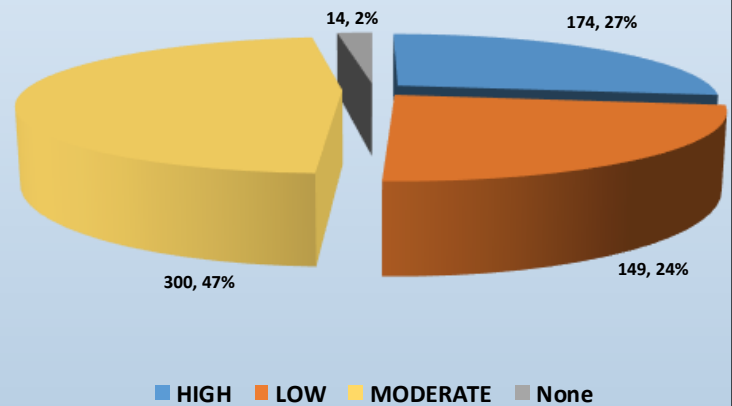
Detention Risk Assessment Instrument

DRAIs Completed	126	
DRAI Overrides	16	12.7%

Supervision Cases

Supervision Type	#
Consent Decree	51
Courtesy Supervision	5
Deferred Prosecution	47
JIPS Supervision	18
Probation	516
Grand Total	637

Supervision Cases by Overall Risk Level for Reoffending



Active Wraparound Cases

Wraparound Type	#
Wraparound-Home/ Legal Guardian	99
Wraparound-Out of Home Care	108
FOCUS	19
Total	226

Detention Alternative Programs

Program	Admissions	Served	Disc
Level II	51	166	68
Boys Shelter	16	30	21
Girls Shelter	7	10	8
Saturday Alternatives	3	30	0
Evening Report Center	2	6	2

Corrections Admissions/Active Cases

Category	Admissions	LHS/CLS	Mendota	Aftercare
Regular	5	67	6	8
SJO	0	30	4	32