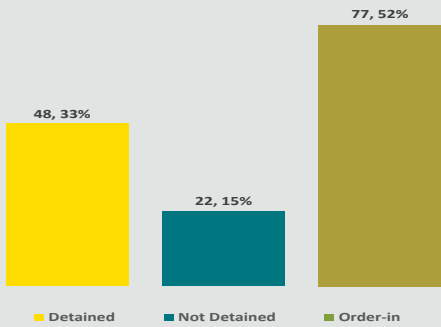




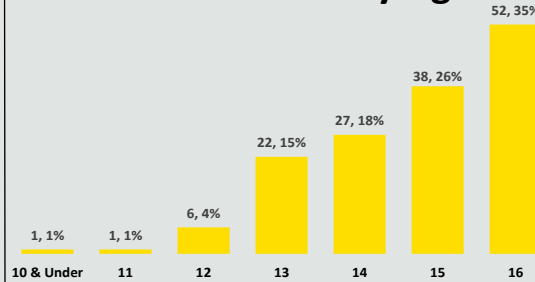
CYFS Monthly Data Blast

March 2022

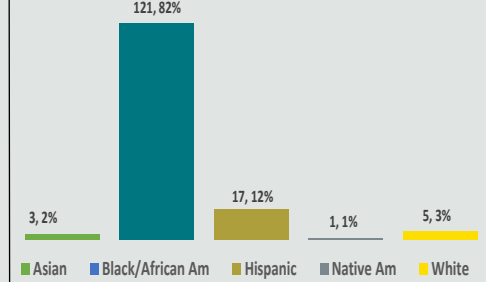
March Referrals (Total 147)



March Referrals by Age



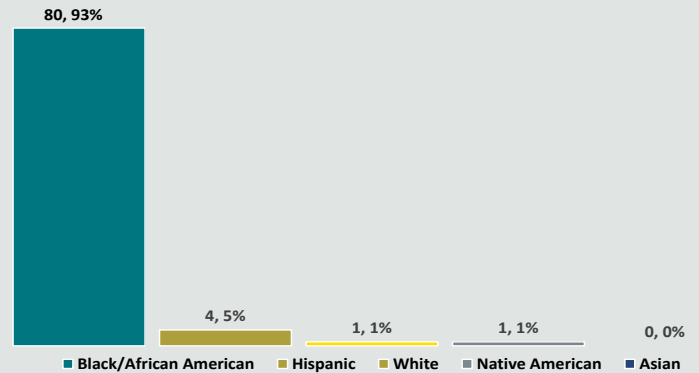
March Referrals by Race/Ethnicity



Detention Admissions—March

Monthly Detentions	#
Admissions	86
Discharges	90
Average Length of Stay	65.4 Days

Detention Admissions—Race/Ethnicity



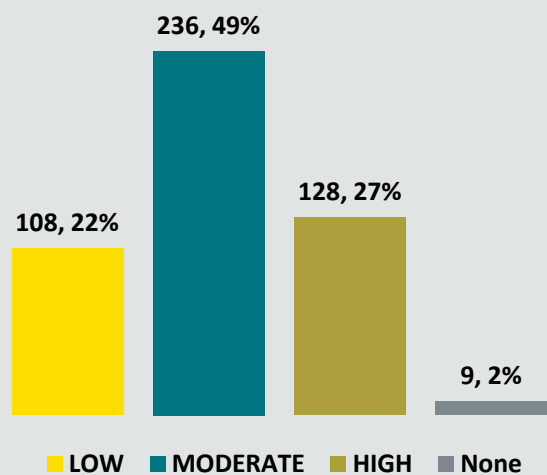
Detention Risk Assessment Instrument (DRAI)

DRAIs Completed	108	
DRAI Overrides	10	9.3%

Youth on Supervision

Supervision Type	#
Consent Decree	87
Courtesy Supervision	3
Deferred Prosecution	58
JIPS Supervision	8
Probation	320
Grand Total	476

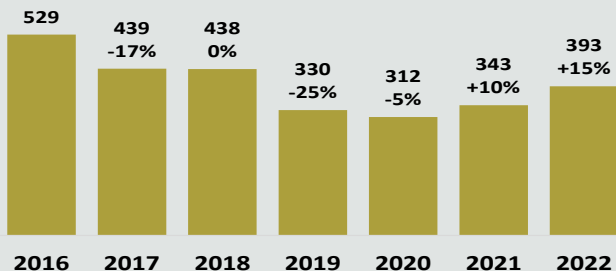
Youth on Supervision by Overall Risk Level



Active Wraparound Youth

Wraparound Type	#
Wraparound-Home/ Legal Guardian	40
Wraparound-Out of Home Care	49
Total	89

Y-T-D Referral Comparison



Corrections Admissions/Active Youth

	Adm	LHS	CLS	Mendota	Aftercare
Regular	4	28	3	9	9
SJO	1	12	0	7	34

Youth Waived: 0