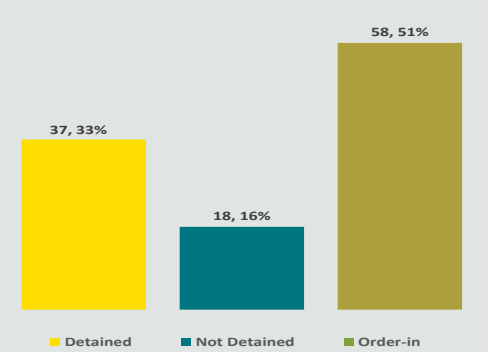




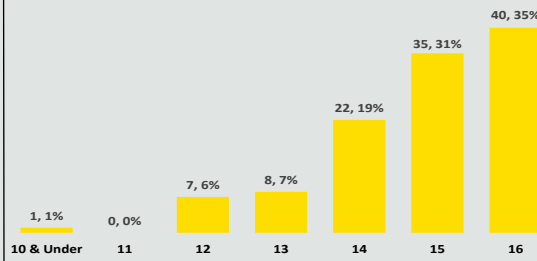
CYFS Youth Justice Monthly Data Blast



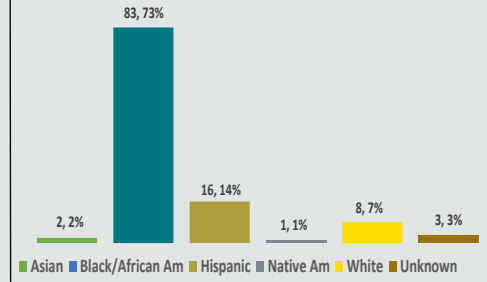
November Referrals (Total 114)



November Referrals by Age



November Referrals by Race/Ethnicity



Detention Admissions—November

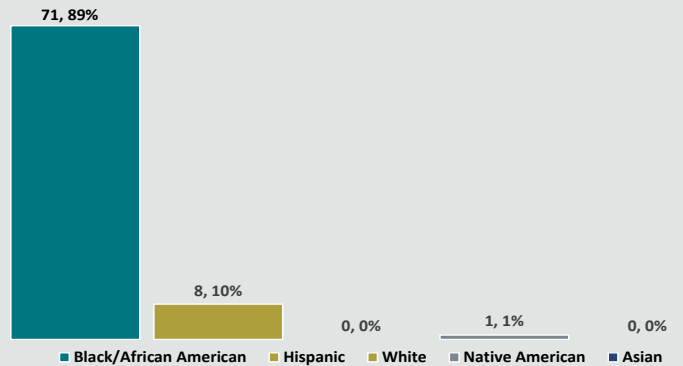
Monthly Detentions

Category	#
Admissions	80
Discharges	103
Average Length of Stay	52.7 Days

Detention Risk Assessment Instrument (DRAI)

DRAIs Completed	99	
DRAI Overrides	8	8.1%

Detention Admissions—Race/Ethnicity



Youth on Supervision

Supervision Type

Supervision Type	#
Consent Decree	97
Courtesy Supervision	2
Deferred Prosecution	62
JIPS Supervision	9
Probation	444

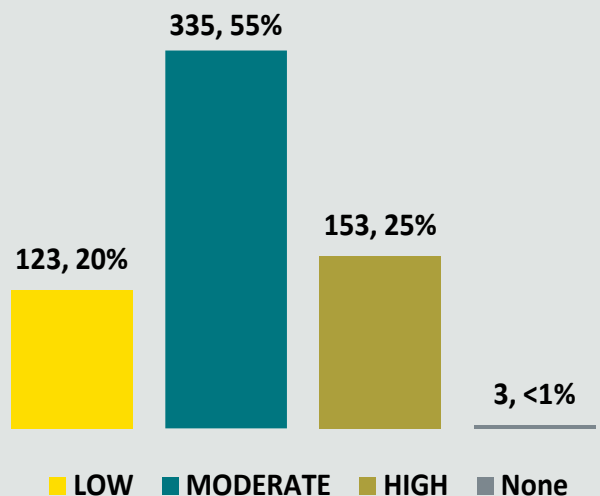
Grand Total: 614

Active Wraparound Youth

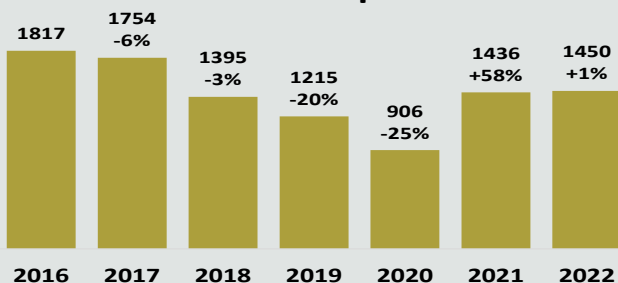
Wraparound Type	#
Wraparound-Home/ Legal Guardian	41
Wraparound-Out of Home Care	43

Total: 84

Youth on Supervision by Overall Risk Level



Y-T-D Referral Comparison



Corrections Admissions/Active Youth

	Adm	LHS	CLS	Mendota	Aftercare
Regular	2	24	1	4	12
SJO	1	16	0	4	38

Youth Waived: 0