

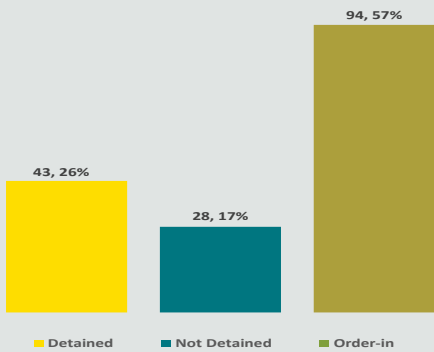


# CYFS Youth Justice Monthly Data Blast

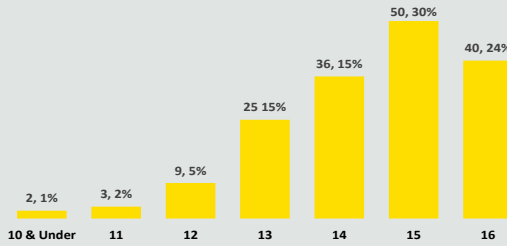


October 2022

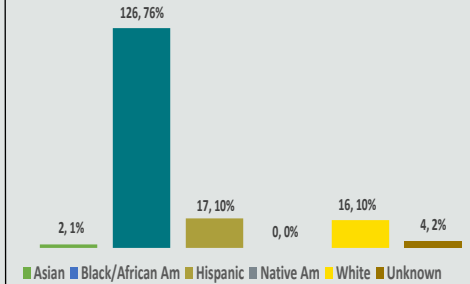
## October Referrals (Total 165)



## October Referrals by Age



## October Referrals by Race/Ethnicity

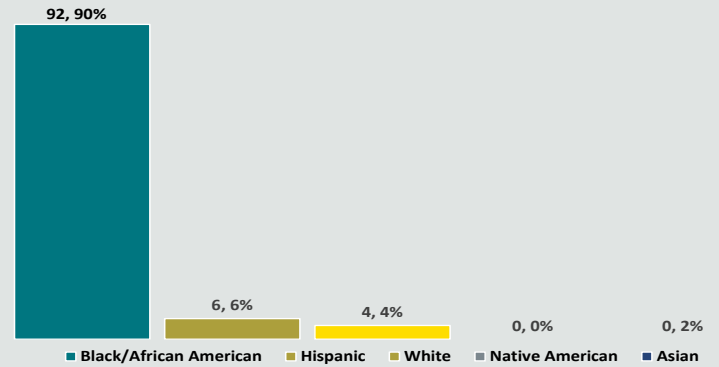


## Detention Admissions—October

### Monthly Detentions

Category	#
Admissions	85
Discharges	79
Average Length of Stay	35.5 Days

## Detention Admissions—Race/Ethnicity



## Detention Risk Assessment Instrument (DRAI)

DRAIs Completed	115	
DRAI Overrides	5	4.3%

## Youth on Supervision

### Supervision Type

Supervision Type	#
Consent Decree	88
Courtesy Supervision	1
Deferred Prosecution	51
JIPS Supervision	6
Probation	450

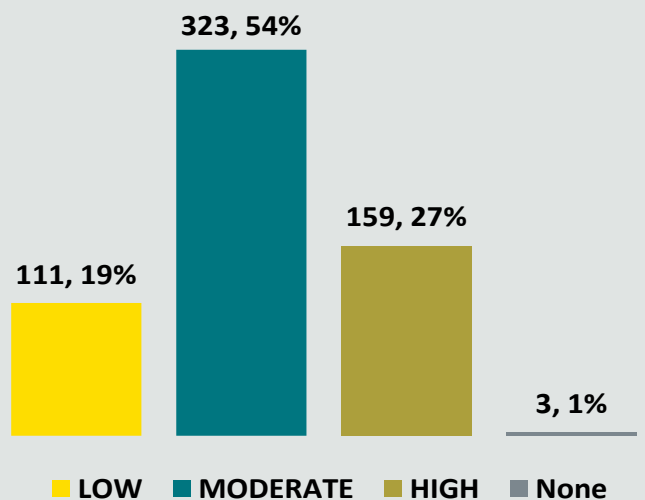
**Grand Total** 596

### Active Wraparound Youth

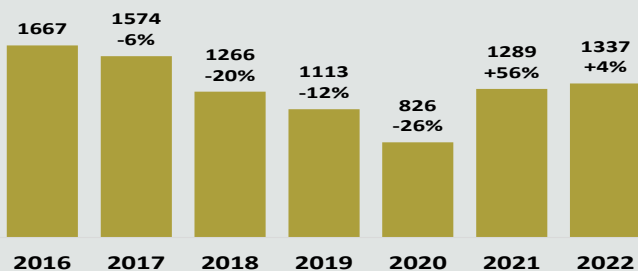
Wraparound Type	#
Wraparound-Home/ Legal Guardian	39
Wraparound-Out of Home Care	45

**Total** 84

## Youth on Supervision by Overall Risk Level



## Y-T-D Referral Comparison



## Corrections Admissions/Active Youth

	Adm	LHS	CLS	Mendota	Aftercare
Regular	1	28	2	4	11
SJO	3	15	0	4	39

**Youth Waived: 0**