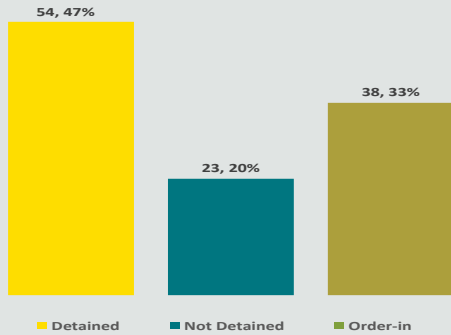




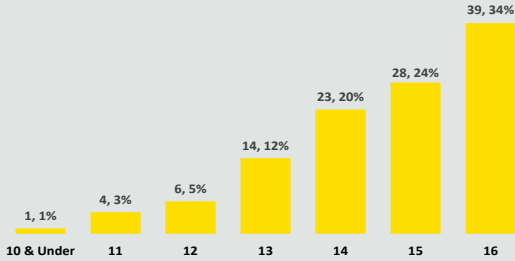
CYFS Youth Justice Monthly Data Blast



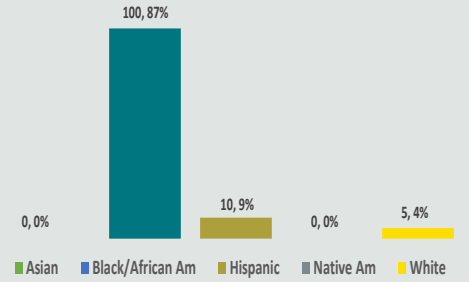
September Referrals (Total 114)



September Referrals by Age



September Referrals by Race/Ethnicity



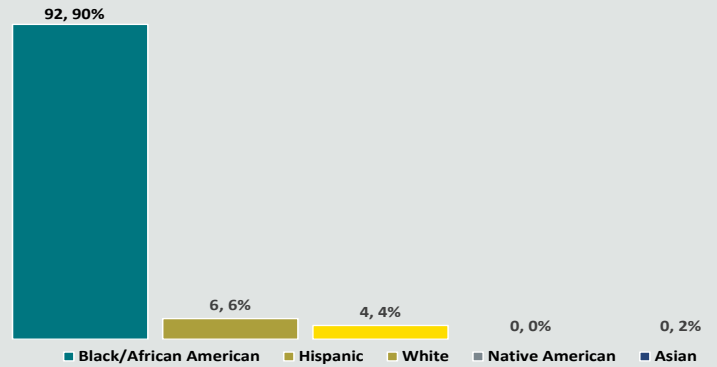
Detention Admissions—September

Monthly Detentions	#
Admissions	102
Discharges	89
Average Length of Stay	40.8 Days

Detention Risk Assessment Instrument (DRAI)

DRAIs Completed	126	
DRAI Overrides	16	12.7%

Detention Admissions—Race/Ethnicity



Youth on Supervision

Supervision Type	#
Consent Decree	91
Courtesy Supervision	1
Deferred Prosecution	58
JIPS Supervision	5
Probation	451

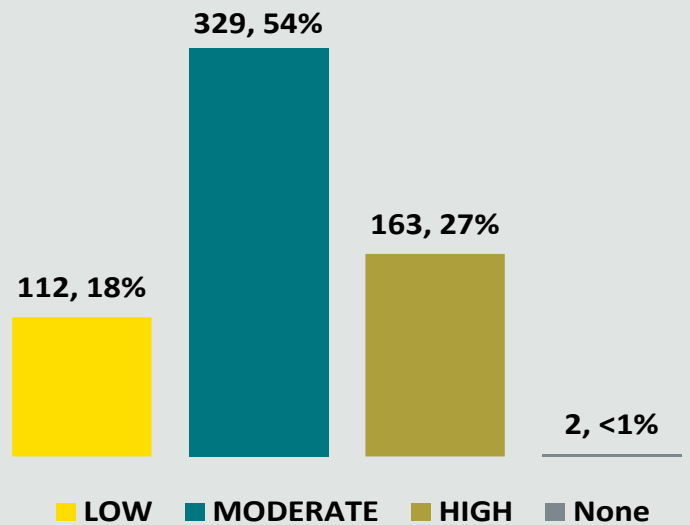
Grand Total: 606

Active Wraparound Youth

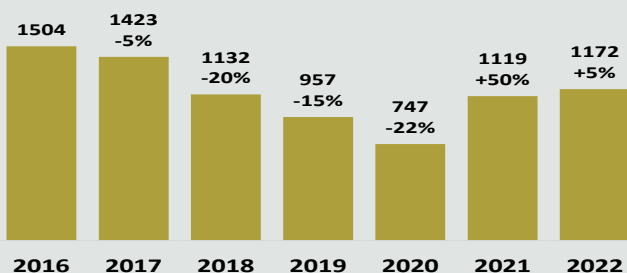
Wraparound Type	#
Wraparound-Home/ Legal Guardian	41
Wraparound-Out of Home Care	53

Total: 94

Youth on Supervision by Overall Risk Level



Y-T-D Referral Comparison



Corrections Admissions/Active Youth

	Adm	LHS	CLS	Mendota	Aftercare
Regular	1	31	4	4	9
SJO	0	13	0	6	35

Youth Waived: 0