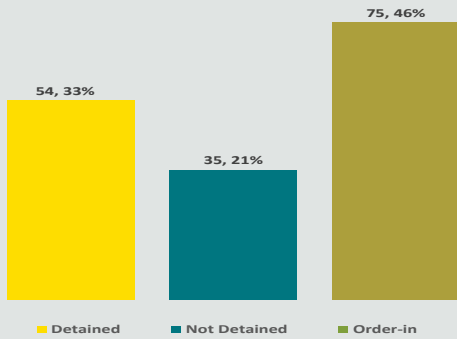




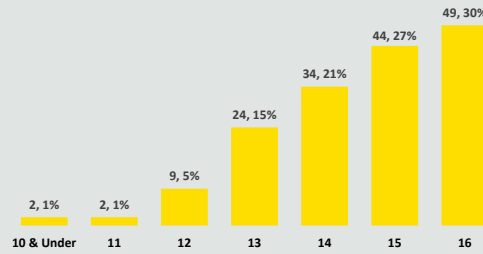
CYFS Monthly Data Blast

May 2022

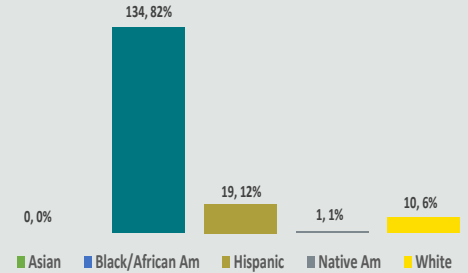
May Referrals (Total 164)



May Referrals by Age



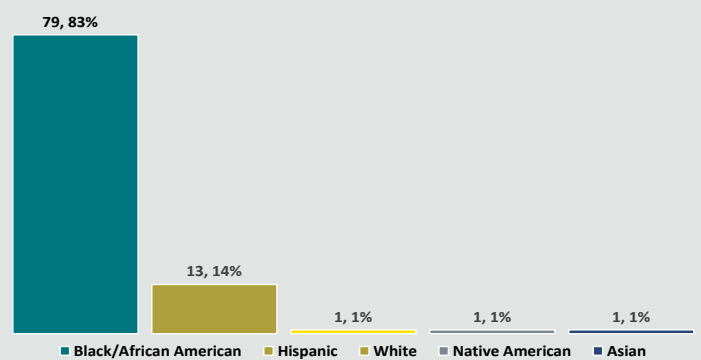
May Referrals by Race/Ethnicity



Detention Admissions—May

Monthly Detentions	#
Admissions	95
Discharges	82
Average Length of Stay	44.3 Days

Detention Admissions—Race/Ethnicity



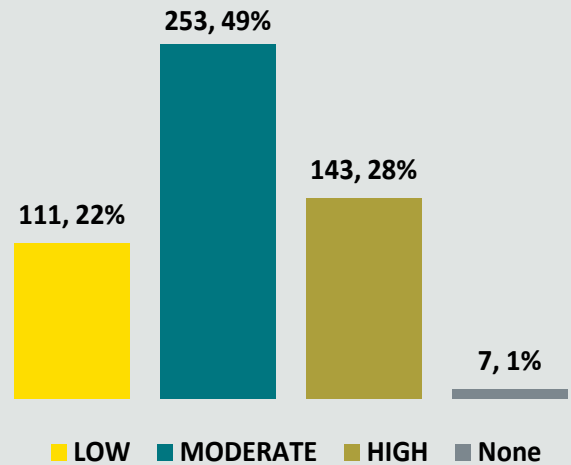
Detention Risk Assessment Instrument (DRAI)

DRAIs Completed	134	
DRAI Overrides	21	15.7%

Youth on Supervision

Supervision Type	#
Consent Decree	99
Courtesy Supervision	3
Deferred Prosecution	61
JIPS Supervision	8
Probation	345
Grand Total	514

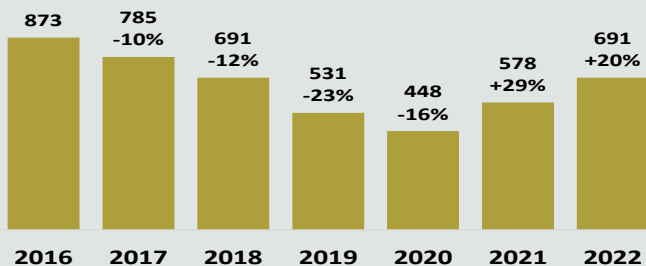
Youth on Supervision by Overall Risk Level



Active Wraparound Youth

Wraparound Type	#
Wraparound-Home/ Legal Guardian	47
Wraparound-Out of Home Care	46
Total	93

Y-T-D Referral Comparison



Corrections Admissions/Active Youth

	Adm	LHS	CLS	Mendota	Aftercare
Regular	1	25	4	7	6
SJO	0	10	0	8	30

Youth Waived: 5