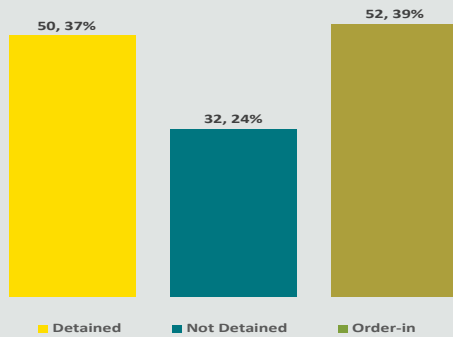




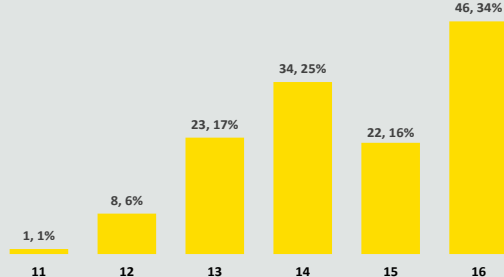
CYFS Monthly Data Blast

APRIL 2022

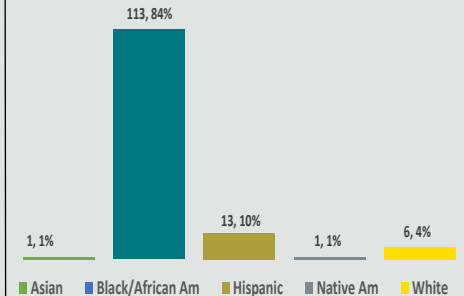
April Referrals (Total 134)



April Referrals by Age



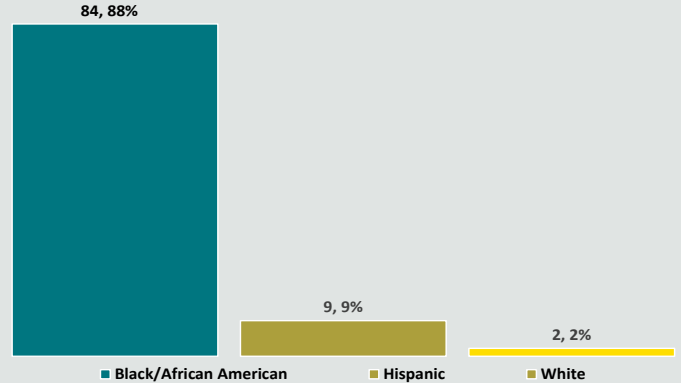
April Referrals by Race/Ethnicity



Detention Admissions—April

Monthly Detentions	#
Admissions	95
Discharges	91
Average Length of Stay	48.6 Days

Detention Admissions—Race/Ethnicity



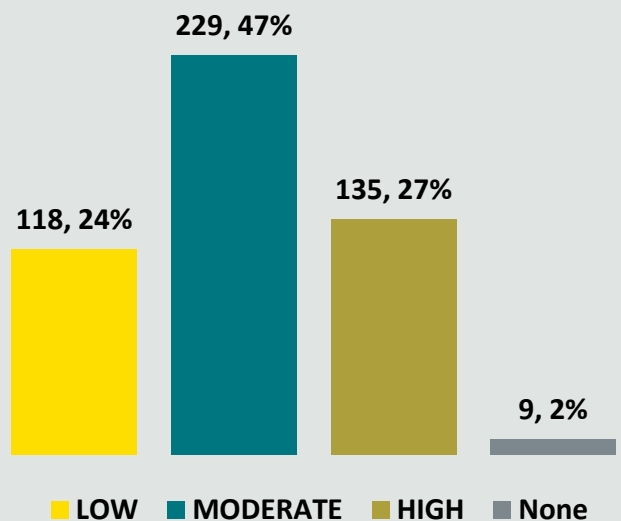
Detention Risk Assessment Instrument (DRAI)

DRAIs Completed	128	
DRAI Overrides	9	7.0%

Youth on Supervision

Supervision Type	#
Consent Decree	87
Courtesy Supervision	3
Deferred Prosecution	58
JIPS Supervision	8
Probation	320
Grand Total	476

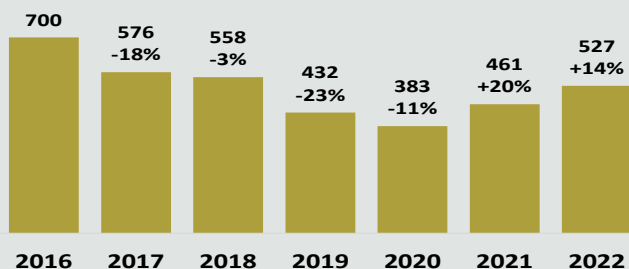
Youth on Supervision by Overall Risk Level



Active Wraparound Youth

Wraparound Type	#
Wraparound-Home/ Legal Guardian	47
Wraparound-Out of Home Care	50
Total	97

Y-T-D Referral Comparison



Corrections Admissions/Active Youth

	Adm	LHS	CLS	Mendota	Aftercare
Regular	6	29	4	7	6
SJO	0	10	0	8	33

Youth Waived: 0