




Back-to-Back Drawing

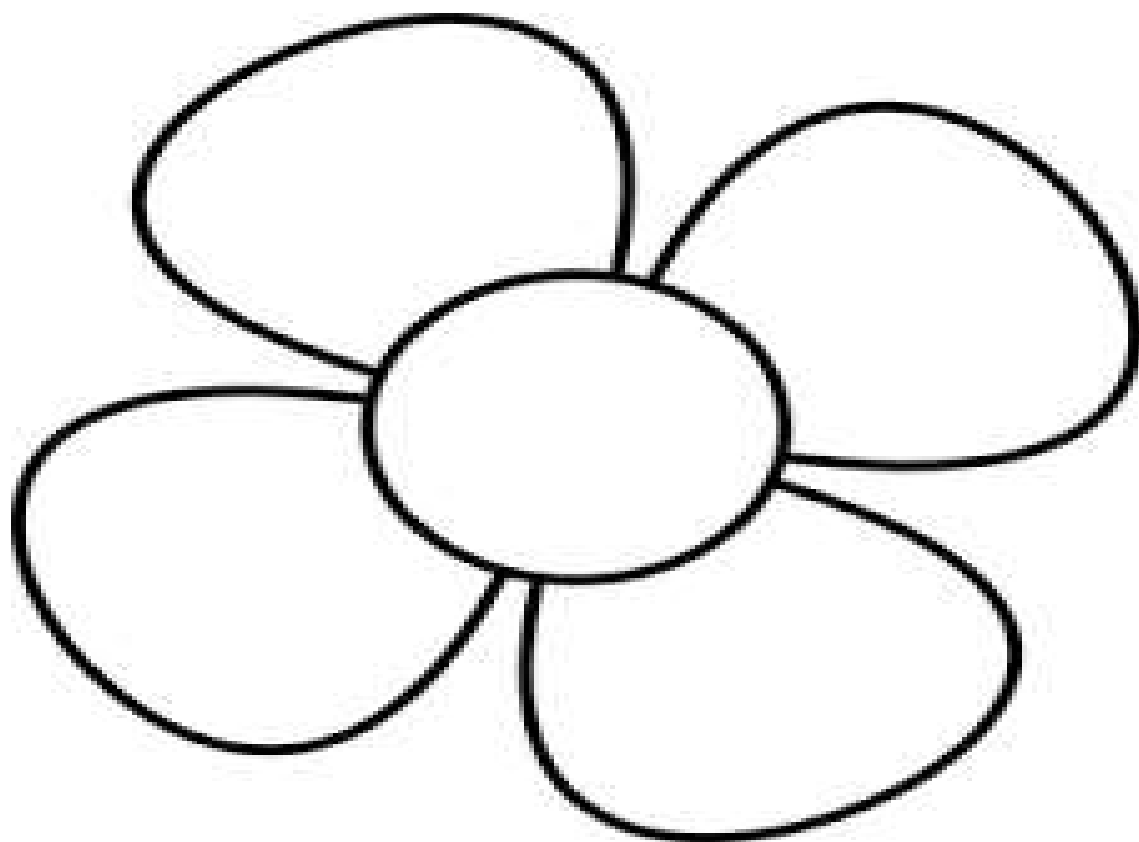
For: Communication Skills

What You'll Need: Paper, pens/markers, printouts of simple line drawings or basic shapes.

Instructions: Split your group into pairs and have each pair sit back to back. One person gets a picture of a shape or simple image, and the other gets a piece of paper and pen. The person holding the picture gives verbal instructions to their partner on how to draw the shape or image they've been given (without simply telling them what the shape or image is). After a set amount of time, have each set of partners compare their images and see which team drew the most accurate replica.









Download from
Dreamstime.com

This watermarked comp image is for previewing purposes only.



ID 12025567

© Blake Anthony | Dreamstime.com