











MILWAUKEE COUNTY
PARKS
N · A · T · I · O · N · A · L
GOLD MEDAL WINNER

Riverside Park

1500 E. Riverside Place
Milwaukee, WI 53211
Unit Office: (414) 962-8809

-  Park Land
-  Shrubs & Trees
-  Parking
-  Park Building
-  **Oak Leaf Trail**
(Paved Multi-Use Trail)
-  Trail Segment
-  Native-Plant Community
-  Tot Lot

0 75 150 300 Feet

PARK ACREAGE: 25.4
Distance around track: 0.2 mi

Parks Information
(414) 257-PARK (7275)
countyparks.com

UPDATED MAY '12

Gordon Park

E. LOCUST ST.

BARTLETT AVE.

OAKLAND AVE.

PARK ST.

