



WRAPAROUND MILWAUKEE

Child & Adolescent Services Branch

News – A Monthly Publication

APRIL 2011

From the Director...



Farewell and Thank You to Those who have Retired and Welcome to Those Joining Us

In March, it was with very mixed emotions that we had to say good bye to four excellent staff in our Wraparound Milwaukee program that have retired. Cheryl Peterson, Program Coordinator for Wraparound, Jeanne Maher, Provider Network Coordinator, Pauline Spencer, Program Coordinator for the FISS program and the Administrative Review Board, and Chris Panek, our Medicaid Enrollment Coordinator. These staff all made outstanding contributions to the success of this program and they will be missed professionally and personally. We wish them the best as they begin their well earned retirements.

While we are not able to replace this many years of knowledge and experience overnight, we are very fortunate to have some very good managers ready to assume responsibility for their work.

Wes Albinger has assumed responsibility for overseeing the Provider Network area of Wraparound Milwaukee. Wes comes to us from the Milwaukee County Contract Administration where he worked on conducting and preparing agency audits, helped develop service descriptions and other related activities.

Diane Thompson has assumed oversight of the Screening/Assessment unit, an area she knows very well. Others areas of Cheryl's work have been divided up among several Wraparound managers.

Stacy Kozel will assume responsibility for oversight and management of the FISS program (Family Intervention & Support Services), which is operated by the Wraparound Milwaukee for the Bureau of Milwaukee Child Welfare.

Connie Handy, Clerical Specialist, has assumed the Medicaid enrollment function that Chris Panek had been doing.

There will most likely be some additional positions filled in the coming weeks and months, as Wraparound Milwaukee continues to permanently fill some positions resulting from these retirements. Thanks to everyone who has "pitched in" to help during this transition period.

Bruce Kamradt, Director

Wraparound Milwaukee Meets with New State Medicaid Director

Mary Jo Meyers and I had the opportunity to meet last week with Brett Davis, Wisconsin's new Medicaid Director, and a number of his staff. Mr. Davis was very interested in our program and had a very high opinion of its reputation for cost efficiency and for producing positive outcomes for youth and families. There do not appear to be any plans at Medicaid to reduce the program's funding or enrollment and in fact, Mr. Davis talked about the need to expand the model to other Wisconsin counties.

We were grateful for the opportunity to meet with Mr. Davis and appreciated his interest in learning more about Wraparound Milwaukee operations.

Bruce Kamradt, Director



Wraparound Success Story...

Regan was enrolled in Wraparound Milwaukee under a CHIPS petition. Regan and her brother had been removed from her mother's care due to sexual abuse issues.*

Regan had been placed in several treatment foster care homes in the Milwaukee area that were unsuccessful. She was then placed in a residential treatment center. She was able to meet with her family once a week and was able to participate in community visits. Regan and her mother would go swimming and Regan and her father would go to the park so that they could play and so Regan could be exposed to other children her age. The family was very successful with these visits.

In July 2009, the team worked to find a treatment foster care home in the Milwaukee area that was willing to take Regan to continue to work with her and her family. Regan successfully transitioned to the treatment foster care home and was scheduled to attend Roosevelt School for the Arts. She struggled in the school setting, but had a successful relationship with



her crisis stabilizer and was able to remain at Roosevelt and graduate in June 2010.

Regan and her family continued to participate in services for the family. Regan participated in individual therapy to address her issues of being away from her family, as well as to address the sexualized behaviors that led to her being removed from her home. Regan and her therapist worked on a safety plan for her for when she was at home with her mother. Regan and her mother and father also participated in family therapy to work on communication skills, which resulted in Regan being able to have unsupervised visits with her mother. During these visits, Regan was also able to have contact with her younger brother. She soon began to have overnight visits with her mother, which were very successful.

Regan was returned to her mother's care in August 2010. In the fall, she started 9th grade at South Division High School. She and her family continued to participate in services and her CHIPS order expired in December 2010.

(* Name changed for confidentiality.)

Submitted by Aurora Family Service



Mobile Crisis...



The Mobile Urgent Treatment Team (MUTT) for Milwaukee Public Schools (MUTT-MPS) held a training in March with a number of MPS Teacher – mentors. MPS staff were eager to learn about mental health issues as they relate to student learning and adaptation, and how to better partner with MUTT.

MUTT-MPS collaborated with the Mental Health Planning Council this past March, a group that has been instrumental in introducing mental health clinic services into schools. MUTT was also invited to be part of OW Holwmes School's Resource Fair that will be held in May. We look forward to participating!

Did You Know?

Did you know that 8% of youth, ages 12-17, experience a major depression throughout the year? According to a recent study by the Substance Abuse and Mental Health Services Administration (SAMHSA) many youth have significant mental health challenges, enough to rise to the level of clinical depression. The

survey found that over 45% of youth seeking mental health services listed depressive symptoms as their number one concern.

Through advancements in individualized treatment, community based efforts like Wraparound Milwaukee, better overall access to mental health help, and reduction of stigma, conditions for youth have become more favorable in this area. But more still needs to be done. Kids are getting better at telling us what they need, but we have to listen closely to them, even when they don't say anything. Perhaps, in fact, we need to attend most carefully when they don't say anything.

Dr. Chris Morano, Mobile Crisis Services Director

Quality Assurance...



QA/QI Documents

Just a note that the 2011 Wraparound Milwaukee Quality Assurance Program Description & Work Plan, and the 2011 Quality Assurance Flow Chart are now posted on Wraparound Milwaukee's website under the Program Specific Information column – click on "Quality Assurance".

These documents provide a comprehensive overview of Wraparound Milwaukee's QA mission, program components, fidelity/process indicators, QA 2011 timeline of events and 2011 Flow Chart associations.

If you have any questions or suggestions, please feel free to give me a call at (414) 257-7608 or email me at pam.erdman@milwcnty.com.

Pamela Erdman, QA/QI Director

Quality Quote of the Month

"Be silent as to services you have rendered, but speak of favours you have received."

- Seneca (5BC-65AD)

(Roman dramatist & philosopher)

Program Evaluation ...



Ongoing Study Finds Recidivism Rates Low Among Wraparound Milwaukee Enrolled Youth

The following report on the recidivism rate of delinquent youth in Wraparound Milwaukee is part of an ongoing study of recidivism conducted by Pnina Goldfarb, Ph.D., who works for the Wisconsin Council on Children and Families (WCCF) and is Wraparound Milwaukee's fulltime evaluator. It is encouraging that based on the latest study of 609 youth, the overall rate of



recidivism (commission of new offenses) is 15.2% and even better for high-risk youth at 6.7%.

While there are still youth who do commit repeat crimes, the overall recidivism rate in Wraparound Milwaukee is much lower than most other programs. So, as you read this latest report, keep in mind that this is continuing evidence that community-based programs like Wraparound Milwaukee do result in lower rates of reoffending behaviors.

Bruce Kamradt, Director

Juvenile Justice Recidivism of Youth Enrolled in Wraparound Milwaukee

This is the second report of an ongoing data collection and study on recidivism in Wraparound Milwaukee. Consistent with the outcomes of the first study (September 2010), the rates of recidivism remain very low. This supports the conclusion that Wraparound Milwaukee does significantly impact the reduction of reoffending behavior.

The study explored the following four areas: 1) the overall recidivism during enrollment; 2) the reoffending pattern across time in Wraparound; 3) a discrete look at the high risk populations; and 4) recidivism of juveniles post enrollment.

The Problem:

According to the National Institute of Justice (February 2010), recidivism is one of the most elemental concepts in criminal justice. It is the gauge that is used to determine if any intervention, may it be a type of deterrence or a community based program, effects positive change in reducing criminal activity. As important as recidivism data can be as a strong measure of programmatic outcomes, and in spite of the fact that there is voluminous amount of such data, there are no universal standards or agreed upon recidivism definitions, standards, measures or methodology for juveniles (M. D. Maltz 2001). Therefore it can be difficult to determine what any specific recidivism data truly means and/or what comparative statements can be made. The best one can do is carefully define what the parameters of the research are and why recidivism is being studied, and then clearly communicate these considerations to the reader.

The Wraparound Design:

Wraparound Milwaukee views recidivism data of its program as an important internal accountability measure, as well as being responsive to the need to share this information with interested stakeholders. Wraparound Milwaukee is working toward institutionalizing a sustainable model for recidivism data

collection that makes use of technology, follows consistent guidelines, maintains clear definitions and methodology, and most importantly establishes a cross agency communication system for data collection. Included in the design are operational definitions of recidivism and the clear delineation of the purpose and scope of the investigation, research design and collection methodologies. The following table outlines both the critical questions and decisions made in implementing an on-going recidivism study for Wraparound Milwaukee.

Research Questions	Wraparound Research Decisions
What is the purpose and scope of the recidivism research?	<ol style="list-style-type: none"> To investigate the impact of the program: <ol style="list-style-type: none"> For internal program assessment (supporting evidence-based practice). Continuous quality improvement of program (accountability). For "external" stakeholders, policy makers, funders, community at-large. To identify a single rate of recidivism. To gather descriptive data of the population of re-offenders.
What is the operational definition of recidivism in this study?	<ol style="list-style-type: none"> What data is used? Referral charge data. What types of offenses are included in the recidivism study? Criminal Offenses that include: <ul style="list-style-type: none"> · Person · Drug · Property · Sexual · Weapons · Other (e.g. conduct disorder) What levels of severity are included? Includes both Misdemeanor and Felony Charges. Does the definition include the type of stopping event and the amount of time between starting and stopping? Definition of stopping event is any criminal re-referral offense incident.
What is the research design?	<ol style="list-style-type: none"> Total population or sample? Use of: <ul style="list-style-type: none"> · Total population for Juvenile population. · Sample for future study of the adult population. Point in time data or trend analysis? <ul style="list-style-type: none"> · Gathering <i>point in time</i> data that is descriptive. · A measure of relationship can be drawn from the extensive descriptive data that is being compiled. What are the follow-up periods for tracking recidivism? <ul style="list-style-type: none"> · Tracking recidivism every 6 months with Juveniles who have been discharges from Wraparound until there is a stopping event (an incident of recidivism).
What is the data collection methodology?	Ongoing data collection through court reports and public records (i.e., information forwarded weekly from Juvenile Court, CCAP).
What are the outcome data applications?	Monitor and maintain support data for High Fidelity Wraparound Model as an evidenced-based practice.

The Outcomes:

1. Recidivism during Wraparound Enrollment.



To test this study design, Wraparound youth who entered the program anytime between October 1, 2009 and February 11, 2011 were included in this initial analysis. There were a total of 669 new youth enrolled during this time period, of which 503 were males and 166 were females (see Chart #1). As noted above, through collaboration with the Delinquency and Court Services Division of Milwaukee County, Wraparound Milwaukee was able to obtain information about the presenting enrollment offense and the offenses the youth may have committed during enrollment.

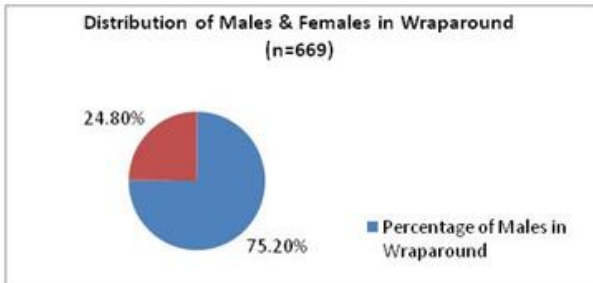


Chart #1

Overall Recidivism Rate: Only 15.2% (102) of youth out of the total population of 669 exhibited new, referred offenses after enrollment in Wraparound. The balance of youth (567) have not re-offended (see Chart #2).

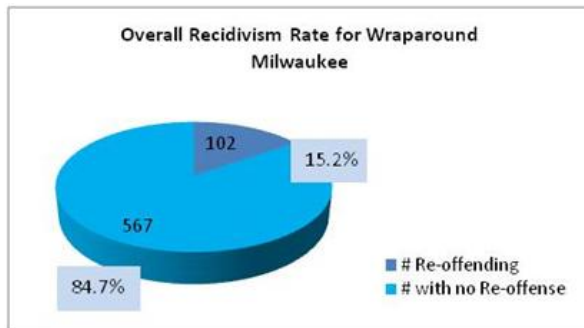


Chart #2

Proportionally there are a greater percentage of males that recidivate compared to females. The reoffense pattern across gender lines can be viewed below in Charts #3 and #4.

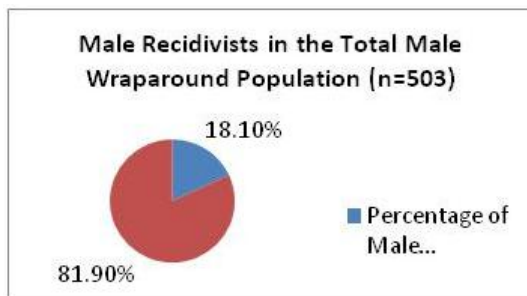


Chart #3

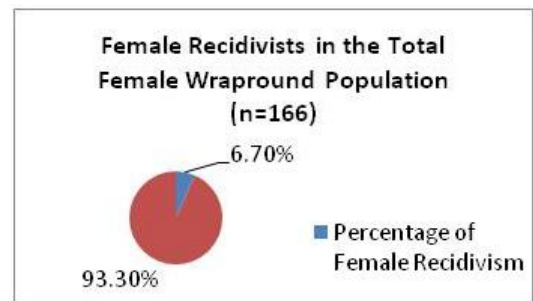


Chart #4

2. Re-offending Pattern.

Within the framework of 15 months, the exploration of these outcomes provides a snapshot pattern of recidivism across time (see Chart #5). The analysis reveals a general trend of decreased recidivism between the first and 15th month of participation in Wraparound. Although there is some leveling off across time, youth who reoffend do so at significantly higher rates earlier in the program, and the number that recidivate decreases as the youth becomes more engaged in the program ($p < .001$ confidence level between the 1-3 month cluster and the 10-12 month cluster). The implication of these results is that youth are most vulnerable for reoffending very early in the program. This suggests that attention to ameliorating risk factors related to reoffending should be addressed immediately and directly by the family team when the youth enters the program.

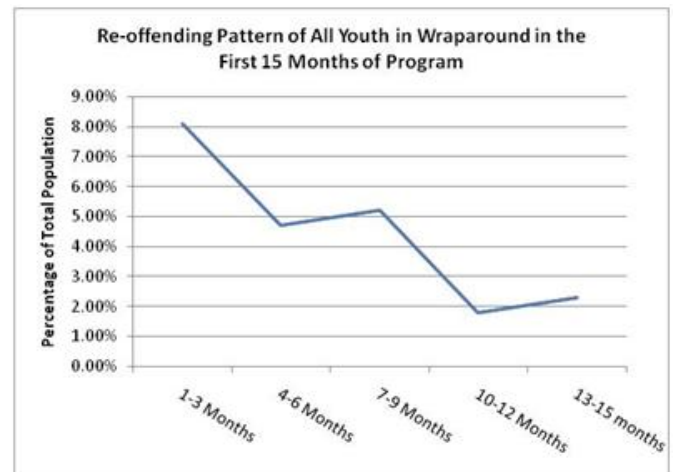


Chart #5

3. High Risk Recidivism.

A separate analysis of the high risk groups, defined as youth who have been assessed as dangerous to themselves or others, was conducted. This high risk group, totaling 210 youth, revealed an even lower recidivism rate of 6.7% (see Chart #6).

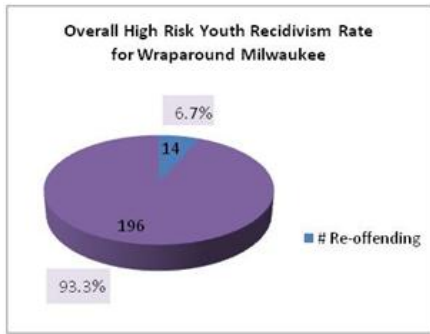


Chart #6

To further explore the data, the two high risk populations; High Risk and High Risk Juvenile Sex Offenders (JSO) were compared to the reoffenders that were not designated high risk (see Chart #7). The data reveals that the high risk groups recidivated significantly less than the Non-High Risk youth ($p < .0001$). A reasonable explanation appears to be related to the added intervention programming applied to the High Risk population. Although the essential principals of Wraparound are delivered to all groups, the High Risk group receives more specialized clinical and administrative oversight aimed at ensuring consistent application of best practices and clinical risk management interventions.

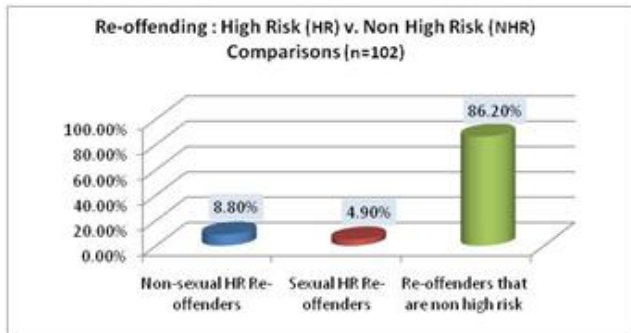


Chart #7

To analyze the data even deeper, an investigation of the JSO group that are on the Wisconsin Sex Offender Registry were compared to those JSO that are not on the Registry (see Chart #8). Again, this appears to reveal that the higher risk status of youth is mediated by the increase in intense intervention.

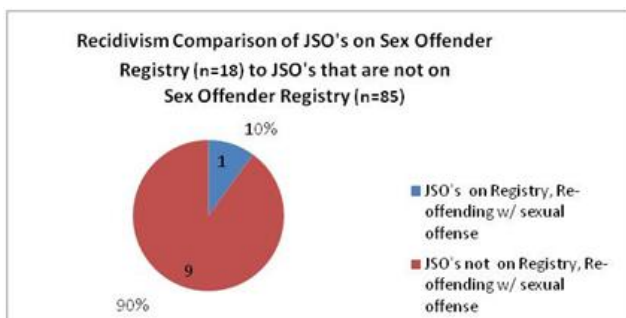


Chart #8

Offense Code Analysis: Data was collected to assess shifts in offense codes (misdemeanor to felony or felony to misdemeanor) from enrollment to reoffending, essentially trying to answer the question of whether offending behaviors become more severe or less severe during enrollment (see Chart #9). According to the data, the overwhelming number of youth continued to offend at essentially the same severity level as they did when entering Wraparound. It appears that for the overwhelming majority (nearly 85%) of youth, Wraparound reduces the likelihood of reoffending. Further investigation of how Wraparound can influence the severity of recidivism offenses is warranted.

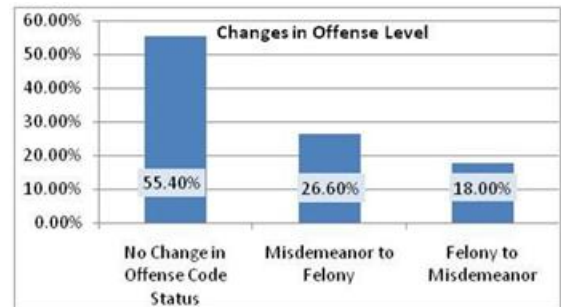


Chart #9

3. Recidivism Post Wraparound Enrollment.

There was a total of 88 youth that had entered the program between October 1, 2009 and February 11, 2011 and were disenrolled during this period of time (see Chart #10). Five reoffended after disenrollment with an average of 3 months from disenrollment to reoffense. Further investigation did reveal that the 5 recidivists did not reoffend while in Wraparound. It is too early to conjecture what this may mean, especially since this data can only be viewed as a preliminary given the small sample size and the short time frame of disenrollment.

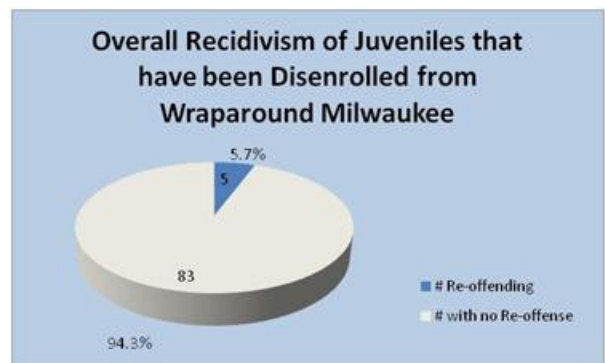


Chart #10

Summary & Conclusions:

Does involvement in Wraparound have a positive impact on reducing reoffending behaviors?



The short answer is yes.

This is reflected in both the low number of youth who reoffend and the fact that the likelihood of reoffending decreases over time. The preliminary outcome data on youth who have disenrolled suggests that the effects of Wraparound post enrollment may have some positive impact on reducing recidivism. The collection of more post enrollment data across time will more definitively clarify Wraparound's longer term effects on recidivism.

In general, this data supports the assertion that Wraparound Milwaukee is a cost-effective approach to reducing youth crime and the harmful impact it has on the community, participants' families and the participants themselves. This hypothesis is further supported by the consistency of data across time from the initial study completed in September 2010 to this study completed in February 2011.

Pnina Goldfarb, Ph.D., Program Evaluator



Announcements...



Positive Recognition Awards

The following have been recipients of "Positive Recognition" awards:

Chris Firkins – Integrity Family Service

Nominated by Teresa Schaubel - Parent

"Chris is always available no matter what time of the day... Chris is the best at her job."

Katie Ricker – Alternatives in Psych. Consultation

Nominated by Wanda Sears - Parent

"Katie has done so much to help our family. She has brought our family so much closer... makes good things happen."

Lisa Lonergan

Nominated by Dana Lessard - Parent

"Lisa is an outstanding therapist, who gives her full 100% to my son and family... an amazing person who works well with my son... my son really admires Lisa."

Charles Owens – Running Rebels

Nominated by Tracey Sparks - Parent

"Charles has been a wonderful influence in my son's life... always available... a great mentor... I respect and admire Charles for assisting me by mentoring my son...."

James Beasley – Running Rebels

Nominated by Tracey Sparks - Parent

"James Beasley has helped to turn my son around from a negative thinking/acting non-caring individual to a positive thinking/acting goal-oriented young man... Mr. Beasley loves and cares about his work."

Terese Minerick – AJA Counseling, Kia Holloway – MD Therapy & Elizabeth Shimita – Southwest Key

Nominated by Ricky Oliver - Parent

"All of these individuals have been very instrumental in helping to keep Simone on track. I'm very grateful and appreciative for their help!"



Upcoming Events...

MAY 2011

May 3	ARB Meetings
9:00-1:00pm	WM – Room 253
May 4	QA Meeting
9:00-11:00am	WM – Room 212
May 5	Mgmt./Supervisors Meeting
8:15-10:00am	St. Charles Youth & Family
May 5	High Risk Reviews
11:00-1:00pm	WM – Room 253
May 5	Monthly Care Coordinator Mtg.
1:00-3:00pm	CHP Auditorium
May 10	ARB Meetings
9:00-1:00pm	WM – Room 253
May 11	Child Psych. Cons. – Alternatives
12:00-1:00pm	WM – Room 253
May 12	High Risk Reviews
11:00-1:00pm	WM – Room 253
May 16	Provider Meeting
1:00-2:00pm	@ St. Aemilian's
May 17	ARB Meetings
9:00-1:00pm	WM – Room 253
May 19	Mgmt./Supervisors Meeting
8:15-10:00am	St. Charles Youth & Family
May 19	High Risk Reviews
11:00-1:00pm	WM – Room 253
May 21	Family Orientation
11:00-12:30pm	WM – Room 416
May 25	Child Psych. Cons. – R-AJA
12:00-1:00pm	WM – Room 253
May 26	High Risk Reviews
11:00-1:00pm	WM – Room 253

Editor

Debra Jansen, Consumer Relations Coordinator - (414) 257-6532.
For more information on Wraparound Milwaukee, go to our
Website at www.county.milwaukee.gov and search using the
keywords "Wraparound Milwaukee".

